

AFT1327



AFT1327



Ruitai	Description	Position	Years
AFT1327	TIE ROD END	OUT R/L	1986-2015

AFT1327



AFT1327



Ruitai	Description	Position	Years
AFT1327	TIE ROD END	OUT R/L	1986-2015

AER5884



AER5884



AFT1327



AFT2823



AFT4623



AFT1327



AFL1926



AFL1926



Ruitai	Description	Position	Years
AER5884	RACK END	R/L	1990-2015
AFT1327	TIE ROD END	OUT R/L	1986-2015
AFT2823	TIE ROD END		1983-2015
AFT4623	TIE ROD END		1986-2015
AFL1926	STABILIZER LINK	FRONT R/L	1990-2016

AER5884



AER5884



AFT1327



AFT2823



AFT4623



AFT1327



AFL1926



AFL1926



Ruitai	Description	Position	Years
AER5884	RACK END	R/L	1990-2015
AFT1327	TIE ROD END	OUT R/L	1986-2015
AFT2823	TIE ROD END		1983-2015
AFT4623	TIE ROD END		1986-2015
AFL1926	STABILIZER LINK	FRONT R/L	1990-2016

AER5884



AER5884



AFT1327



AFT2823



AFT4623



AFT1327



AFL1926



AFL1926



Ruitai	Description	Position	Years
AER5884	RACK END	R/L	1990-2015
AFT1327	TIE ROD END	OUT R/L	1986-2015
AFT2823	TIE ROD END		1983-2015
AFT4623	TIE ROD END		1986-2015
AFL1926	STABILIZER LINK	FRONT R/L	1990-2016

AFL1926



AFL1926



Ruitai	Description	Position	Years
AFL1926	STABILIZER LINK	FRONT R/L	1990-2016

AFL1926



AFL1926



Ruitai	Description	Position	Years
AFL1926	STABILIZER LINK	FRONT R/L	1990-2016

AFR5167



AFR5167



AFT6502



AFT6503



AFB6520



AFB6520



Ruitai	Description	Position	Years
AFR5167	RACK END	R/L	1998-2015
AFT6503	TIE ROD END	OUT R	1998-2015
AFT6502	TIE ROD END	OUT L	1998-2015
AFB6520	BALL JOINT	LOW R/L	1998-2015

AFR5167



AFR5167



AFT6502



AFT6503



AFB6520



AFB6520



Ruitai	Description	Position	Years
AFR5167	RACK END	R/L	1998-2015
AFT6503	TIE ROD END	OUT R	1998-2015
AFT6502	TIE ROD END	OUT L	1998-2015
AFB6520	BALL JOINT	LOW R/L	1998-2015



Ruitai	Description	Position	Years
AER8734	RACK END	R/L	1998-2006
AER8980	RACK END	R/L	2001-2006
AET5925	TIE ROD END	OUT R/L	1996-2016
AFL1927	STABILIZER LINK	FRONT R/L	1985-2015
AFL4341	STABILIZER LINK	FRONT R	1991-2016
AFL4342	STABILIZER LINK	FRONT L	1991-2016

MITSUBISHI AIRTREK 2005 - 2006



Ruitai	Description	Position	Years
AER8734	RACK END	R/L	1998-2006
AER8980	RACK END	R/L	2001-2006
AET5925	TIE ROD END	OUT R/L	1996-2016
AFL1927	STABILIZER LINK	FRONT R/L	1985-2015
AFL1927	STABILIZER LINK	FRONT R/L	1985-2015
AFL4341	STABILIZER LINK	FRONT R	1991-2016
AFL4342	STABILIZER LINK	FRONT L	1991-2016

AFL1927



AFL1927



Ruitai	Description	Position	Years
AFL1927	STABILIZER LINK	FRONT R/L	1985-2015

AFL1927



AFL1927



Ruitai	Description	Position	Years
AFL1927	STABILIZER LINK	FRONT R/L	1985-2015

AET5925



AET5925



AFA5489



AFA5490



AFL5199



Ruitai	Description	Position	Years
AET5925	TIE ROD END	OUT R/L	1996-2016
AFA5490	CONTROL ARM	LOW R	2003-2006
AFA5489	CONTROL ARM	LOW L	2003-2006
AFL5199	STABILIZER LINK	FRONT	2003-2006

AET5925



AET5925



AFA5489



AFA5490



AFL5199



Ruitai	Description	Position	Years
AET5925	TIE ROD END	OUT R/L	1996-2016
AFA5490	CONTROL ARM	LOW R	2003-2006
AFA5489	CONTROL ARM	LOW L	2003-2006
AFL5199	STABILIZER LINK	FRONT	2003-2006

AET5925



AET5925



AFA5489



AFA5490



Ruitai	Description	Position	Years
AET5925	TIE ROD END	OUT R/L	1996-2016
AFA5490	CONTROL ARM	LOW R	2003-2006
AFA5489	CONTROL ARM	LOW L	2003-2006

AET5925



AET5925



AFA5489



AFA5490



Ruitai	Description	Position	Years
AET5925	TIE ROD END	OUT R/L	1996-2016
AFA5490	CONTROL ARM	LOW R	2003-2006
AFA5489	CONTROL ARM	LOW L	2003-2006

AFR5020



AFR5020



Ruitai	Description	Position	Years
AFR5020	RACK END	R/L	1991-2015

AFR5020



AFR5020



AEA6381



AEA6380



Ruitai	Description	Position	Years
AFR5020	RACK END	R/L	1991-2015
AEA6380	CONTROL ARM	LOW R	2000-2004
AEA6381	CONTROL ARM	LOW L	2000-2004

MITSUBISHI ASX 2000 - 2004

AFR5020



AFR5020



AEA6381



AEA6380



Ruitai	Description	Position	Years
AFR5020	RACK END	R/L	1991-2015
AEA6380	CONTROL ARM	LOW R	2000-2004
AEA6381	CONTROL ARM	LOW L	2000-2004

MITSUBISHI ASX 2010 - 2016



Ruitai	Description	Position	Years
AER9072	RACK END	R/L	2004-2016
AFR10352	RACK END	R/L	2007-2017
AFA5479	CONTROL ARM	LOW R	2006-2016
AFA5478	CONTROL ARM	LOW L	2006-2016

AFR10352



AFR10352



Ruitai	Description	Position	Years
AFR10352	RACK END	R/L	2007-2017

AFR10352



AFR10352



Ruitai	Description	Position	Years
AFR10352	RACK END	R/L	2007-2017

AFA5478



AFA5479



Ruitai	Description	Position	Years
AFA5479	CONTROL ARM	LOW R	2006-2016
AFA5478	CONTROL ARM	LOW L	2006-2016

AFA5478



AFA5479



Ruitai	Description	Position	Years
AFA5479	CONTROL ARM	LOW R	2006-2016
AFA5478	CONTROL ARM	LOW L	2006-2016

AFR10352



AFR10352



AEA9808



AEA9809



Ruitai	Description	Position	Years
AFR10352	RACK END	R/L	2007-2017
AEA9809	CONTROL ARM	LOW R	2006-2018
AEA9808	CONTROL ARM	LOW L	2006-2018

MITSUBISHI ASX VAN 2018

AEA9808



AEA9809



Ruitai	Description	Position	Years
AEA9809	CONTROL ARM	LOW R	2006-2018
AEA9808	CONTROL ARM	LOW L	2006-2018

mitsubishi ASX VAN 4WD 2018

AEA9808



AEA9809



Ruitai	Description	Position	Years
AEA9809	CONTROL ARM	LOW R	2006-2018
AEA9808	CONTROL ARM	LOW L	2006-2018

AFA5478



AFA5479



Ruitai	Description	Position	Years
AFA5479	CONTROL ARM	LOW R	2006-2016
AFA5478	CONTROL ARM	LOW L	2006-2016

AFA5478



AFA5479



Ruitai	Description	Position	Years
AFA5479	CONTROL ARM	LOW R	2006-2016
AFA5478	CONTROL ARM	LOW L	2006-2016

AFT1331



AFT1330



Ruitai	Description	Position	Years
AFT1330	TIE ROD END	OUT R	1973-2015
AFT1331	TIE ROD END	OUT L	1973-2015

AFT1331



AFT1350



AFT1349



AFT1330



Ruitai	Description	Position	Years
AFT1330	TIE ROD END	OUT R	1973-2015
AFT1349	TIE ROD END	OUT R	1985-2015
AFT1331	TIE ROD END	OUT L	1973-2015
AFT1350	TIE ROD END	OUT L	1985-2015

AFT1331



AFT1350



AFT1353



AFT1354



AFT1349



AFT1330



Ruitai	Description	Position	Years
AFT1330	TIE ROD END	OUT R	1973-2015
AFT1349	TIE ROD END	OUT R	1985-2015
AFT1331	TIE ROD END	OUT L	1973-2015
AFT1350	TIE ROD END	OUT L	1985-2015
AFT1353	TIE ROD END		1995-2015
AFT1354	TIE ROD END		1995-2015

AFT1331



AFT1350



AFT1353



AFT1354



AFT1349



AFT1330



Ruitai	Description	Position	Years
AFT1330	TIE ROD END	OUT R	1973-2015
AFT1349	TIE ROD END	OUT R	1985-2015
AFT1331	TIE ROD END	OUT L	1973-2015
AFT1350	TIE ROD END	OUT L	1985-2015
AFT1353	TIE ROD END		1995-2015
AFT1354	TIE ROD END		1995-2015

AFT1350



AFT1349



Ruitai	Description	Position	Years
AFT1349	TIE ROD END	OUT R	1985-2015
AFT1350	TIE ROD END	OUT L	1985-2015

mitsubishi CANTER PLATFORM 2001 - 2015

AFT1350



AFT1349



Ruitai	Description	Position	Years
AFT1349	TIE ROD END	OUT R	1985-2015
AFT1350	TIE ROD END	OUT L	1985-2015

mitsubishi CANTER PLATFORM 1992 - 1993

AEB6405



Ruitai	Description	Position	Years
AEB6405	BALL JOINT		1992-2015

mitsubishi CANTER PLATFORM 1994 - 2010

AFT1357



AFT1358



AEB6405



Ruitai	Description	Position	Years
AFT1357	TIE ROD END		1994-2010
AFT1358	TIE ROD END		1994-2010
AEB6405	BALL JOINT		1992-2015

mitsubishi CANTER PLATFORM 2011 - 2015

AEB6405



Ruitai	Description	Position	Years
AEB6405	BALL JOINT		1992-2015

AEB6405



Ruitai	Description	Position	Years
AEB6405	BALL JOINT		1992-2015



Ruitai	Description	Position	Years
AFR12382	RACK END	R/L	1994-2017
AFR4284	RACK END	R/L	1995-2015
AFT1339	TIE ROD END	OUT R/L	1983-2016
AFT1343	TIE ROD END	OUT R/L	1983-2016
AFT4268	TIE ROD END	OUT R/L	1983-2016
AFA2031	CONTROL ARM	UP R	1991-2015
AFA2032	CONTROL ARM	UP L	1991-2015
AFA2781	CONTROL ARM	RHD	1995-2006
AEA4851	CONTROL ARM	LOW R	1983-2015
AEA4850	CONTROL ARM	LOW L	1983-2015
AFA2782	CONTROL ARM	LHD	1995-2006
AEA7797	CONTROL ARM		1992-2006
AEA7798	CONTROL ARM		1992-2006
AEA7799	CONTROL ARM		1992-2006
AEA7800	CONTROL ARM		1992-2006
AFA4304	CONTROL ARM		1995-2006
AFA4305	CONTROL ARM		1995-2006
AFB1082	BALL JOINT	LOW R/L	1979-2016
AFB9540	BALL JOINT		1982-2006
AEL5915	STABILIZER LINK	REAR R/L	1995-2015
AFL2537	STABILIZER LINK	FRONT R/L	1995-2006
AFL4256	STABILIZER LINK	FRONT R/L	1995-2015



Ruitai	Description	Position	Years
AFR12382	RACK END	R/L	1994-2017
AFR4284	RACK END	R/L	1995-2015
AFT1339	TIE ROD END	OUT R/L	1983-2016
AFT1343	TIE ROD END	OUT R/L	1983-2016
AFT4268	TIE ROD END	OUT R/L	1983-2016
AFT4269	TIE ROD END		1983-2015
AFA2031	CONTROL ARM	UP R	1991-2015
AFA2032	CONTROL ARM	UP L	1991-2015
AFA2781	CONTROL ARM	RHD	1995-2006
AEA4851	CONTROL ARM	LOW R	1983-2015
AEA4850	CONTROL ARM	LOW L	1983-2015
AFA2782	CONTROL ARM	LHD	1995-2006
AEA7797	CONTROL ARM		1992-2006
AEA7798	CONTROL ARM		1992-2006
AEA7799	CONTROL ARM		1992-2006
AEA7800	CONTROL ARM		1992-2006
AFA4304	CONTROL ARM		1995-2006
AFA4305	CONTROL ARM		1995-2006
AFB1082	BALL JOINT	LOW R/L	1995-2006
AFB9540	BALL JOINT		1979-2016
AEL5915	STABILIZER LINK	REAR R/L	1982-2006
AFL2537	STABILIZER LINK	FRONT R/L	1995-2015
AFL4256	STABILIZER LINK	FRONT R/L	1995-2006
AFL4256	STABILIZER LINK	FRONT R/L	1995-2015
AFL1932	STABILIZER LINK		1999-2006



Ruitai	Description	Position	Years
AFR12382	RACK END	R/L	1994-2017
AFR4284	RACK END	R/L	1995-2015
AFT1339	TIE ROD END	OUT R/L	1983-2016
AFT1343	TIE ROD END	OUT R/L	1983-2016
AFT4268	TIE ROD END	OUT R/L	1983-2016
AFT4269	TIE ROD END		1983-2015
AFA2031	CONTROL ARM	UP R	1991-2015
AFA2032	CONTROL ARM	UP L	1991-2015
AFA2781	CONTROL ARM	RHD	1995-2006
AEA4851	CONTROL ARM	LOW R	1983-2015
AEA4850	CONTROL ARM	LOW L	1983-2015
AFA2782	CONTROL ARM	LHD	1995-2006
AEA7797	CONTROL ARM		1992-2006
AEA7798	CONTROL ARM		1992-2006
AEA7799	CONTROL ARM		1992-2006
AEA7800	CONTROL ARM		1992-2006
AFA4304	CONTROL ARM		1995-2006
AFA4305	CONTROL ARM		1995-2006
AFA5003	CONTROL ARM		1996-2015
AFA5004	CONTROL ARM		1996-2015
AFB1082	BALL JOINT	LOW R/L	1979-2016
AFB9540	BALL JOINT		1982-2006
AEL5915	STABILIZER LINK	REAR R/L	1995-2015
AFL2537	STABILIZER LINK	FRONT R/L	1995-2006
AFL4256	STABILIZER LINK	FRONT R/L	1995-2015
AFL1932	STABILIZER LINK		1999-2006

AFR4284



AFR4284



AFT1339



AFT1339



AFB1082



AFB1082



AEL5915



AFL4256



AFL4256



AEL5915



Ruitai	Description	Position	Years
AFR4284	RACK END	R/L	1995-2015
AFT1339	TIE ROD END	OUT R/L	1983-2016
AFB1082	BALL JOINT	LOW R/L	1979-2016
AEL5915	STABILIZER LINK	REAR R/L	1995-2015
AFL4256	STABILIZER LINK	FRONT R/L	1995-2015

AFR4284



AFR4284



AFT1339



AFT1339



AFB1082



AFB1082



AEL5915



AFL4256



AFL4256



AEL5915



Ruitai	Description	Position	Years
AFR4284	RACK END	R/L	1995-2015
AFT1339	TIE ROD END	OUT R/L	1983-2016
AFB1082	BALL JOINT	LOW R/L	1979-2016
AEL5915	STABILIZER LINK	REAR R/L	1995-2015
AFL4256	STABILIZER LINK	FRONT R/L	1995-2015

AFR6116



AFR6116



AEA4850



AFA5493



AFA5494



AEA4851



AFB6778



AFB6778



Ruitai	Description	Position	Years
AFR6116	RACK END	R/L	2000-2016
AEA4851	CONTROL ARM	LOW R	1983-2015
AFA5494	CONTROL ARM	LOW R	2000-2015
AEA4850	CONTROL ARM	LOW L	1983-2015
AFA5493	CONTROL ARM	LOW L	2000-2015
AFB6778	BALL JOINT	LOW R/L	2000-2016

AFR6116



AFR6116



AET5925



AET5925



AEA4850



AFA5493



AFA5494



AEA4851



AFB6778



AFB6778



Ruitai	Description	Position	Years
AFR6116	RACK END	R/L	2000-2016
AET5925	TIE ROD END	OUT R/L	1996-2016
AEA4851	CONTROL ARM	LOW R	1983-2015
AFA5494	CONTROL ARM	LOW R	2000-2015
AEA4850	CONTROL ARM	LOW L	1983-2015
AFA5493	CONTROL ARM	LOW L	2000-2015
AFB6778	BALL JOINT	LOW R/L	2000-2016

AFR6116



AFR6116



AET5925



AET5925



AFB6778



AFB6778



Ruitai	Description	Position	Years
AFR6116	RACK END	R/L	2000-2016
AET5925	TIE ROD END	OUT R/L	1996-2016
AFB6778	BALL JOINT	LOW R/L	2000-2016

AFR6116



AFR6116



AET5925



AET5925



AFB6778



AFB6778



Ruitai	Description	Position	Years
AFR6116	RACK END	R/L	2000-2016
AET5925	TIE ROD END	OUT R/L	1996-2016
AFB6778	BALL JOINT	LOW R/L	2000-2016

AET5925



AET5925



Ruitai	Description	Position	Years
AET5925	TIE ROD END	OUT R/L	1996-2016

AET5925



AET5925



Ruitai	Description	Position	Years
AET5925	TIE ROD END	OUT R/L	1996-2016

MITSUBISHI CELESTE 1975 - 1981

AFT1321



AFT1328



AFT1328



AFT1321



AFB1086



AFB1087



AFB1087



AFB1086



AFP4111



AFP4111



Ruitai	Description	Position	Years
AFT1321	TIE ROD END	OUT R/L	1969-2015
AFT1328	TIE ROD END	IN R/L	1969-1984
AFB1086	BALL JOINT	LOW R/L	1973-2015
AFB1087	BALL JOINT	LOW R/L	1974-2015
AFP4111	PITMAN ARM	R/L	1973-1984

AFT1321



AFT1328



AFT1328



AFT1321



AFB1086



AFB1087



AFB1087



AFB1086



AFP4111



AFP4111



Ruitai	Description	Position	Years
AFT1321	TIE ROD END	OUT R/L	1969-2015
AFT1328	TIE ROD END	IN R/L	1969-1984
AFB1086	BALL JOINT	LOW R/L	1973-2015
AFB1087	BALL JOINT	LOW R/L	1974-2015
AFP4111	PITMAN ARM	R/L	1973-1984

AFI1801



Ruitai	Description	Position	Years
AFI1801	IDLER ARM	RHD	1996-2015

AFI5699



AFL6492



AFL5202



AFL6492



Ruitai	Description	Position	Years
AFI5699	IDLER ARM	LHD	1996-2015
AFL6492	STABILIZER LINK	R/L	1982-2015
AFL5202	STABILIZER LINK	REAR	1998-2015

AFI5699



AFL6492



AFL5202



AFL6492



Ruitai	Description	Position	Years
AFI5699	IDLER ARM	LHD	1996-2015
AFL6492	STABILIZER LINK	R/L	1982-2015
AFL5202	STABILIZER LINK	REAR	1998-2015

MITSUBISHI CHARIOT 1983

AFR1625



AFR1625



AFT1326



AFT1326



AFB1082



AFB1082



Ruitai	Description	Position	Years
AFR1625	RACK END	R/L	1982-2015
AFT1326	TIE ROD END	OUT R/L	1982-2015
AFB1082	BALL JOINT	LOW R/L	1979-2016

MITSUBISHI CHARIOT 1984 - 1986

AER5885



AFR1625



AFR1625



AER5885



AFT1326



AFT1326



AFB1082



AFB1082



Ruitai	Description	Position	Years
AER5885	RACK END	R/L	1982-2015
AFR1625	RACK END	R/L	1982-2015
AFT1326	TIE ROD END	OUT R/L	1982-2015
AFB1082	BALL JOINT	LOW R/L	1979-2016

MITSUBISHI CHARIOT 1987

AER5885



AER5885



AFT1326



AFT1326



AFB1082



AFB1082



Ruitai	Description	Position	Years
AER5885	RACK END	R/L	1982-2015
AFT1326	TIE ROD END	OUT R/L	1982-2015
AFB1082	BALL JOINT	LOW R/L	1979-2016

MITSUBISHI CHARIOT 1988 - 1990

AFT1326



AFT1326



AFB1082



AFB1082



Ruitai	Description	Position	Years
AFT1326	TIE ROD END	OUT R/L	1982-2015
AFB1082	BALL JOINT	LOW R/L	1979-2016

MITSUBISHI CHARIOT 1991

AER5683



AER5683



AFT1326



AFT2821



AFT1326



AFB1082



AFB1082



AFL1925



Ruitai	Description	Position	Years
AER5683	RACK END	R/L	1991-2015
AFT1326	TIE ROD END	OUT R/L	1982-2015
AFT2821	TIE ROD END		1984-2015
AFB1082	BALL JOINT	LOW R/L	1979-2016
AFL1925	STABILIZER LINK		1991-2015

AER5683



AER5683



AFT1326



AFT2821



AFT1326



AFB1082



AFB1082



AFL1924



AFL1925



Ruitai	Description	Position	Years
AER5683	RACK END	R/L	1991-2015
AFT1326	TIE ROD END	OUT R/L	1982-2015
AFT2821	TIE ROD END		1984-2015
AFB1082	BALL JOINT	LOW R/L	1979-2016
AFL1924	STABILIZER LINK		1991-2016
AFL1925	STABILIZER LINK		1991-2015

AER5683



AER5683



AFT1326



AFT1326



Ruitai	Description	Position	Years
AER5683	RACK END	R/L	1991-2015
AFT1326	TIE ROD END	OUT R/L	1982-2015

AER5683



AER5683



AFT1326



AFT1326



Ruitai	Description	Position	Years
AER5683	RACK END	R/L	1991-2015
AFT1326	TIE ROD END	OUT R/L	1982-2015

AER5885



AER5885



AFT1326



AFT1326



AFB1082



AFB1082



Ruitai	Description	Position	Years
AER5885	RACK END	R/L	1982-2015
AFT1326	TIE ROD END	OUT R/L	1982-2015
AFB1082	BALL JOINT	LOW R/L	1979-2016

MITSUBISHI CHARIOT 4WD 1987

AER5885



AER5890



AFR1619



AFR1619



AER5890



AER5885



AFT1326



AFT1326



AFB1082



AFB1082



Ruitai	Description	Position	Years
AER5885	RACK END	R/L	1982-2015
AER5890	RACK END	R/L	1984-1992
AFR1619	RACK END	R/L	1982-2015
AFT1326	TIE ROD END	OUT R/L	1982-2015
AFB1082	BALL JOINT	LOW R/L	1979-2016

AER5890



AFR1619



AFR1619



AER5890



AFT1326



AFT1326



AFB1082



AFB1082



Ruitai	Description	Position	Years
AER5890	RACK END	R/L	1984-1992
AFR1619	RACK END	R/L	1982-2015
AFT1326	TIE ROD END	OUT R/L	1982-2015
AFB1082	BALL JOINT	LOW R/L	1979-2016

MITSUBISHI CHARIOT 4WD 1991

AER5683



AER5890



AFR1619



AFR1619



AER5890



AER5683



AFT1326



AFT2821



AFT1326



AFB1082



AFB1082



AFL1924



AFL1925



Ruitai	Description	Position	Years
AER5683	RACK END	R/L	1991-2015
AER5890	RACK END	R/L	1984-1992
AFR1619	RACK END	R/L	1982-2015
AFT1326	TIE ROD END	OUT R/L	1982-2015
AFT2821	TIE ROD END		1984-2015
AFB1082	BALL JOINT	LOW R/L	1979-2016
AFL1924	STABILIZER LINK		1991-2016
AFL1925	STABILIZER LINK		1991-2015

AER5683



AER5683



AFT1326



AFT2821



AFT1326



AFB1082



AFB1082



AFL1924



AFL1925



Ruitai	Description	Position	Years
AER5683	RACK END	R/L	1991-2015
AFT1326	TIE ROD END	OUT R/L	1982-2015
AFT2821	TIE ROD END		1984-2015
AFB1082	BALL JOINT	LOW R/L	1979-2016
AFL1924	STABILIZER LINK		1991-2016
AFL1925	STABILIZER LINK		1991-2015

AER5683



AER5683



AFT1326



AFT1326



Ruitai	Description	Position	Years
AER5683	RACK END	R/L	1991-2015
AFT1326	TIE ROD END	OUT R/L	1982-2015

MITSUBISHI COLT 1999 - 2015

AER5683



AER5683



AFT1326



AFT1326



Ruitai	Description	Position	Years
AER5683	RACK END	R/L	1991-2015
AFT1326	TIE ROD END	OUT R/L	1982-2015

AFR5888



AFR5888



Ruitai	Description	Position	Years
AFR5888	RACK END	R/L	1978-1989

MITSUBISHI COLT 1982 - 1984

AFR5888



AFR5888



AFB9540



AFL6680



AFL6680



Ruitai	Description	Position	Years
AFR5888	RACK END	R/L	1978-1989
AFB9540	BALL JOINT		1982-2006
AFL6680	STABILIZER LINK	FRONT R/L	1979-2004

AFB9540



AFL6680



AFL6680



Ruitai	Description	Position	Years
AFB9540	BALL JOINT		1982-2006
AFL6680	STABILIZER LINK	FRONT R/L	1979-2004

MITSUBISHI COLT 1986 - 1988

AFA5499



AFA5483



AFA5484



AFA5500



AFB9540



AFL6492



AEL1928



AFL6680



AFL6680



AEL1928



AFL6492



Ruitai	Description	Position	Years
AFA5500	CONTROL ARM	UP R	1986-1996
AFA5499	CONTROL ARM	UP L	1986-1996
AFA5484	CONTROL ARM	LOW R	1986-1996
AFA5483	CONTROL ARM	LOW L	1986-1996
AFB9540	BALL JOINT		1982-2006
AFL6492	STABILIZER LINK	R/L	1982-2015
AEL1928	STABILIZER LINK	REAR R/L	1984-2016
AFL6680	STABILIZER LINK	FRONT R/L	1979-2004

MITSUBISHI COLT 1989 - 1991

AFA5499



AFA5483



AFA5484



AFA5500



AFB9540



AFL6492



AEL1928



AEL1928



AFL6492



Ruitai	Description	Position	Years
AFA5500	CONTROL ARM	UP R	1986-1996
AFA5499	CONTROL ARM	UP L	1986-1996
AFA5484	CONTROL ARM	LOW R	1986-1996
AFA5483	CONTROL ARM	LOW L	1986-1996
AFB9540	BALL JOINT		1982-2006
AFL6492	STABILIZER LINK	R/L	1982-2015
AEL1928	STABILIZER LINK	REAR R/L	1984-2016

MITSUBISHI COLT 1992

AFT1343



AFT4268



AFT4268



AFT1343



AFA5499



AFA5483



AFA5484



AFA5500



AFB9540



AFL6492



AEL1928



AFL1921



AFL1921



AEL1928



AFL6492



Ruitai	Description	Position	Years
AFT1343	TIE ROD END	OUT R/L	1983-2016
AFT4268	TIE ROD END	OUT R/L	1983-2016
AFA5500	CONTROL ARM	UP R	1986-1996
AFA5499	CONTROL ARM	UP L	1986-1996
AFA5484	CONTROL ARM	LOW R	1986-1996
AFA5483	CONTROL ARM	LOW L	1986-1996
AFB9540	BALL JOINT		1982-2006
AFL6492	STABILIZER LINK	R/L	1982-2015
AEL1928	STABILIZER LINK	REAR R/L	1984-2016
AFL1921	STABILIZER LINK	REAR R/L	1992-2015

MITSUBISHI COLT 1993 - 1994

AFT1343



AFT4268



AFT4268



AFT1343



AFA5499



AFA5483



AFA5484



AFA5500



AFL6492



AFL1921



AFL1921



AFL6492



Ruitai	Description	Position	Years
AFT1343	TIE ROD END	OUT R/L	1983-2016
AFT4268	TIE ROD END	OUT R/L	1983-2016
AFA5500	CONTROL ARM	UP R	1986-1996
AFA5499	CONTROL ARM	UP L	1986-1996
AFA5484	CONTROL ARM	LOW R	1986-1996
AFA5483	CONTROL ARM	LOW L	1986-1996
AFL6492	STABILIZER LINK	R/L	1982-2015
AFL1921	STABILIZER LINK	REAR R/L	1992-2015

AFT1339



AFT1343



AFT4268



AFT4268



AFT1343



AFT1339



AFA2032



AFA5499



AFA5483



AFA5484



AFA5500



AFA2031



AFA4318



AFA4319



AEB1194



AFB1082



AFB1082



AEB1194



AFL6492



AEL8817



AFL1921



AFL1921



AEL8817



AFL6492



Ruitai	Description	Position	Years
AFT1339	TIE ROD END	OUT R/L	1983-2016
AFT1343	TIE ROD END	OUT R/L	1983-2016
AFT4268	TIE ROD END	OUT R/L	1983-2016
AFA2031	CONTROL ARM	UP R	1991-2015
AFA5500	CONTROL ARM	UP R	1986-1996
AFA2032	CONTROL ARM	UP L	1991-2015
AFA5499	CONTROL ARM	UP L	1986-1996
AFA5484	CONTROL ARM	LOW R	1986-1996
AFA5483	CONTROL ARM	LOW L	1986-1996
AFA4318	CONTROL ARM		1995-2015
AFA4319	CONTROL ARM		1995-2015
AEB1194	BALL JOINT	LOW R/L	1992-2017
AFB1082	BALL JOINT	LOW R/L	1979-2016
AFL6492	STABILIZER LINK	R/L	1982-2015
AEL8817	STABILIZER LINK	REAR R/L	1995-2016
AFL1921	STABILIZER LINK	REAR R/L	1992-2015

AFT1339



AFT1343



AFT4268



AFT4268



AFT1343



AFT1339



AFA7257



AFA7258



AFA2032



AFA2031



AFA7258



AFA7257



AFA5499



AFA7255



AFA7256



AFA7256



AFA7255



AFA5500



AFA5483



AFA4318



AFA4319



AFA5484



AEB1194



AFB1082



AFB1082



AEB1194



AEX7921



AEX7921



AFL6492



AEL8817



AFL1921



AFL1921



AEL8817



AFL6492



Ruitai	Description	Position	Years
AFT1339	TIE ROD END	OUT R/L	1983-2016
AFT1343	TIE ROD END	OUT R/L	1983-2016
AFT4268	TIE ROD END	OUT R/L	1983-2016
AFA7257	CONTROL ARM	UP R/L	1996-2007
AFA7258	CONTROL ARM	UP R/L	1996-2007
AFA2031	CONTROL ARM	UP R	1991-2015
AFA5500	CONTROL ARM	UP R	1986-1996
AFA2032	CONTROL ARM	UP L	1991-2015
AFA5499	CONTROL ARM	UP L	1986-1996
AFA7255	CONTROL ARM	LOW R/L	1996-2007
AFA7256	CONTROL ARM	LOW R/L	1996-2007
AFA5484	CONTROL ARM	LOW R	1986-1996
AFA5483	CONTROL ARM	LOW L	1986-1996
AFA4318	CONTROL ARM		1995-2015
AFA4319	CONTROL ARM		1995-2015
AEB1194	BALL JOINT	LOW R/L	1992-2017
AFB1082	BALL JOINT	LOW R/L	1979-2016
AEX7921	BUSH	LOW R/L	1982-2015
AFL6492	STABILIZER LINK	R/L	1982-2015
AEL8817	STABILIZER LINK	REAR R/L	1995-2016
AFL1921	STABILIZER LINK	REAR R/L	1992-2015

AFT1339



AFT1339



AFA7257



AFA7258



AFA2032



AFA2031



AFA7258



AFA7257



AFA7255



AFA7256



AFA4318



AFA4319



AFA7256



AFA7255



AEB1194



AFB1082



AFB1082



AEB1194



AEX7921



AEX7921



AFL6492



AEL8817



AEL8817



AFL6492



Ruitai	Description	Position	Years
AFT1339	TIE ROD END	OUT R/L	1983-2016
AFA7257	CONTROL ARM	UP R/L	1996-2007
AFA7258	CONTROL ARM	UP R/L	1996-2007
AFA2031	CONTROL ARM	UP R	1991-2015
AFA2032	CONTROL ARM	UP L	1991-2015
AFA7255	CONTROL ARM	LOW R/L	1996-2007
AFA7256	CONTROL ARM	LOW R/L	1996-2007
AFA4318	CONTROL ARM		1995-2015
AFA4319	CONTROL ARM		1995-2015
AEB1194	BALL JOINT	LOW R/L	1992-2017
AFB1082	BALL JOINT	LOW R/L	1979-2016
AEX7921	BUSH	LOW R/L	1982-2015
AFL6492	STABILIZER LINK	R/L	1982-2015
AEL8817	STABILIZER LINK	REAR R/L	1995-2016

AFT11651



AFT1339



AFT1339



AFT11651



AFA7257



AFA7258



AFA2032



AFA2031



AFA7258



AFA7257



AFA7255



AFA7256



AEA7823



AEA7824



AFA7256



AFA7255



AFA4318



AFA4319



AEB1194



AFB1082



AFB1082



AEB1194



AEX7921



AEX7921



AFL6492



AEL8817



AFL12443



AFL12443



AEL8817



AFL6492



Ruitai	Description	Position	Years
AFT11651	TIE ROD END	OUT R/L	2002-2012
AFT1339	TIE ROD END	OUT R/L	1983-2016
AFA7257	CONTROL ARM	UP R/L	1996-2007
AFA7258	CONTROL ARM	UP R/L	1996-2007
AFA2031	CONTROL ARM	UP R	1991-2015
AFA2032	CONTROL ARM	UP L	1991-2015
AFA7255	CONTROL ARM	LOW R/L	1996-2007
AFA7256	CONTROL ARM	LOW R/L	1996-2007
AEA7823	CONTROL ARM		2002-2012
AEA7824	CONTROL ARM		2002-2012
AFA4318	CONTROL ARM		1995-2015
AFA4319	CONTROL ARM		1995-2015
AEB1194	BALL JOINT	LOW R/L	1992-2017
AFB1082	BALL JOINT	LOW R/L	1979-2016
AEX7921	BUSH	LOW R/L	1982-2015
AFL6492	STABILIZER LINK	R/L	1982-2015
AEL8817	STABILIZER LINK	REAR R/L	1995-2016
AFL12443	STABILIZER LINK	FRONT R/L	2002-2017

AFT11651



AFT11651



AFA7257



AFA7258



AFA7255



AFA7255



AFA7258



AFA7257



AFA7256



AEA7823



AEA7824



AFA7256



AEX7921



AEX7921



AFL6492



AFL12443



AFL12443



AFL6492



Ruitai	Description	Position	Years
AFT11651	TIE ROD END	OUT R/L	2002-2012
AFA7257	CONTROL ARM	UP R/L	1996-2007
AFA7258	CONTROL ARM	UP R/L	1996-2007
AFA7255	CONTROL ARM	LOW R/L	1996-2007
AFA7256	CONTROL ARM	LOW R/L	1996-2007
AEA7823	CONTROL ARM		2002-2012
AEA7824	CONTROL ARM		2002-2012
AEX7921	BUSH	LOW R/L	1982-2015
AFL6492	STABILIZER LINK	R/L	1982-2015
AFL12443	STABILIZER LINK	FRONT R/L	2002-2017

MITSUBISHI COLT 2008 - 2012

AFT11651



AFT11651



AEA7823



AEA7824



AFL12443



AFL12443



Ruitai	Description	Position	Years
AFT11651	TIE ROD END	OUT R/L	2002-2012
AEA7823	CONTROL ARM		2002-2012
AEA7824	CONTROL ARM		2002-2012
AFL12443	STABILIZER LINK	FRONT R/L	2002-2017

AFT11651



AFT11651



AEA7823



AEA7824



AFL12443



AFL12443



Ruitai	Description	Position	Years
AFT11651	TIE ROD END	OUT R/L	2002-2012
AEA7823	CONTROL ARM		2002-2012
AEA7824	CONTROL ARM		2002-2012
AFL12443	STABILIZER LINK	FRONT R/L	2002-2017

MITSUBISHI COLT 4WD 1986

AFA5483



AFA5484



Ruitai	Description	Position	Years
AFA5484	CONTROL ARM	LOW R	1986-1996
AFA5483	CONTROL ARM	LOW L	1986-1996

MITSUBISHI COLT 4WD 1987 - 1995

AFA5483



AEA6292



AEA6293



AFA5484



AFL6492



AFL6492



Ruitai	Description	Position	Years
AFA5484	CONTROL ARM	LOW R	1986-1996
AFA5483	CONTROL ARM	LOW L	1986-1996
AEA6292	CONTROL ARM		1987-1996
AEA6293	CONTROL ARM		1987-1996
AFL6492	STABILIZER LINK	R/L	1982-2015

MITSUBISHI COLT 4WD 1996



Ruitai	Description	Position	Years
AFA5484	CONTROL ARM	LOW R	1986-1996
AFA5483	CONTROL ARM	LOW L	1986-1996
AEA6292	CONTROL ARM		1987-1996
AEA6293	CONTROL ARM		1987-1996
AEX7921	BUSH	LOW R/L	1982-2015
AFI5699	IDLER ARM	LHD	1996-2015
AFP5161	PITMAN ARM	R/L	1996-2007
AFL6492	STABILIZER LINK	R/L	1982-2015

AEX7921



AEX7921



AFI5699



AFP5161



AFP5161



AFL6492



AFL6492



Ruitai	Description	Position	Years
AEX7921	BUSH	LOW R/L	1982-2015
AFI5699	IDLER ARM	LHD	1996-2015
AFP5161	PITMAN ARM	R/L	1996-2007
AFL6492	STABILIZER LINK	R/L	1982-2015

AFA5495



AFA5496



AEX7921



AEX7921



AFI5699



AFP5161



AFP5161



AFL6492



AFL6492



Ruitai	Description	Position	Years
AFA5496	CONTROL ARM	UP R	2001-2007
AFA5495	CONTROL ARM	LOW L	2001-2007
AEX7921	BUSH	LOW R/L	1982-2015
AFI5699	IDLER ARM	LHD	1996-2015
AFP5161	PITMAN ARM	R/L	1996-2007
AFL6492	STABILIZER LINK	R/L	1982-2015

MITSUBISHI COLT CZC CONVERTIBLE 2001 - 2007



Ruitai	Description	Position	Years
AFA5496	CONTROL ARM	UP R	2001-2007
AFA5495	CONTROL ARM	LOW L	2001-2007
AEX7921	BUSH	LOW R/L	1982-2015
AFI5699	IDLER ARM	LHD	1996-2015
AFP5161	PITMAN ARM	R/L	1996-2007
AFL6492	STABILIZER LINK	R/L	1982-2015

MITSUBISHI COLT CZC CONVERTIBLE 2006 - 2009



AFT11651



AFT11651



AEA7823



AEA7824



Ruitai	Description	Position	Years
AFT11651	TIE ROD END	OUT R/L	2002-2012
AEA7823	CONTROL ARM		2002-2012
AEA7824	CONTROL ARM		2002-2012

AFT11651



AFT11651



AEA7823



AEA7824



Ruitai	Description	Position	Years
AFT11651	TIE ROD END	OUT R/L	2002-2012
AEA7823	CONTROL ARM		2002-2012
AEA7824	CONTROL ARM		2002-2012

AFR5888



AFR5888



AFT1324



AFT2822



AFT2822



AFT1324



AEB2954



AFB4354



AEB2953



Ruitai	Description	Position	Years
AFR5888	RACK END	R/L	1978-1989
AFT1324	TIE ROD END	OUT R/L	1968-2015
AFT2822	TIE ROD END	OUT R/L	1974-2015
AEB2953	BALL JOINT	LOW R	1978-1989
AEB2954	BALL JOINT	LOW L	1978-1989
AFB4354	BALL JOINT		1974-2015

MITSUBISHI COLT I 1979 - 1984

AFR5888



AFR5888



AFT1324



AFT2822



AFT2822



AFT1324



AEB2954



AFB4354



AEB2953



AFL6680



AFL6680



Ruitai	Description	Position	Years
AFR5888	RACK END	R/L	1978-1989
AFT1324	TIE ROD END	OUT R/L	1968-2015
AFT2822	TIE ROD END	OUT R/L	1974-2015
AEB2953	BALL JOINT	LOW R	1978-1989
AEB2954	BALL JOINT	LOW L	1978-1989
AFB4354	BALL JOINT		1974-2015
AFL6680	STABILIZER LINK	FRONT R/L	1979-2004

AFR5888



AFR5888



AFT1324



AFT2822



AFT2822



AFT1324



AEB2954



AFB4354



AEB2953



AFL6680



AFL6680



Ruitai	Description	Position	Years
AFR5888	RACK END	R/L	1978-1989
AFT1324	TIE ROD END	OUT R/L	1968-2015
AFT2822	TIE ROD END	OUT R/L	1974-2015
AEB2953	BALL JOINT	LOW R	1978-1989
AEB2954	BALL JOINT	LOW L	1978-1989
AFB4354	BALL JOINT		1974-2015
AFL6680	STABILIZER LINK	FRONT R/L	1979-2004



Ruitai	Description	Position	Years
AFR1622	RACK END	R/L	1983-1992
AFR1627	RACK END	R/L	1983-1992
AFT1321	TIE ROD END	OUT R/L	1969-2015
AFT1342	TIE ROD END	OUT R/L	1983-1995
AET5731	TIE ROD END	IN R	1980-1990
AFB1082	BALL JOINT	LOW R/L	1979-2016
AFB1086	BALL JOINT	LOW R/L	1973-2015
AFB1087	BALL JOINT	LOW R/L	1974-2015
AEB2953	BALL JOINT	LOW R	1978-1989
AEB2954	BALL JOINT	LOW L	1978-1989
AFI4996	IDLER ARM	RHD	1979-1987
AFP4111	PITMAN ARM	R/L	1973-1984
AFP4114	PITMAN ARM	R/L	1979-1987
AFL6680	STABILIZER LINK	FRONT R/L	1979-2004



Ruitai	Description	Position	Years
AFR1620	RACK END	R/L	1983-1992
AFR1622	RACK END	R/L	1983-1992
AFR1627	RACK END	R/L	1983-1992
AFT1321	TIE ROD END	OUT R/L	1969-2015
AFT1339	TIE ROD END	OUT R/L	1983-2016
AFT1342	TIE ROD END	OUT R/L	1983-1995
AFT1343	TIE ROD END	OUT R/L	1983-2016
AFT4268	TIE ROD END	OUT R/L	1983-2016
AET5731	TIE ROD END	IN R	1980-1990
AFT4269	TIE ROD END		1983-2015
AEA4851	CONTROL ARM	LOW R	1983-2015
AEA4850	CONTROL ARM	LOW L	1983-2015
AFB1082	BALL JOINT	LOW R/L	1979-2016
AFB1086	BALL JOINT	LOW R/L	1973-2015
AFB1087	BALL JOINT	LOW R/L	1974-2015
AEB2953	BALL JOINT	LOW R	1978-1989
AEB2954	BALL JOINT	LOW L	1978-1989
AFI4996	IDLER ARM	RHD	1979-1987
AFP4111	PITMAN ARM	R/L	1973-1984
AFP4114	PITMAN ARM	R/L	1979-1987
AFL6680	STABILIZER LINK	FRONT R/L	1979-2004

AFR1620



AFR1622



AFR1627



AFR1627



AFR1622



AFR1620



AFT1339



AFT1342



AFT1343



AFT1343



AFT1342



AFT1339



AFT4268



AFT4269



AFT4268



AEA4850



AEA4851



AFB1082



AEB2954



AEB2953



AFB1082



AFL6680



AFL6680




Ruitai	Description	Position	Years
AFR1620	RACK END	R/L	1983-1992
AFR1622	RACK END	R/L	1983-1992
AFR1627	RACK END	R/L	1983-1992
AFT1339	TIE ROD END	OUT R/L	1983-2016
AFT1342	TIE ROD END	OUT R/L	1983-1995
AFT1343	TIE ROD END	OUT R/L	1983-2016
AFT4268	TIE ROD END	OUT R/L	1983-2016
AFT4269	TIE ROD END		1983-2015
AEA4851	CONTROL ARM	LOW R	1983-2015
AEA4850	CONTROL ARM	LOW L	1983-2015
AFB1082	BALL JOINT	LOW R/L	1979-2016
AEB2953	BALL JOINT	LOW R	1978-1989
AEB2954	BALL JOINT	LOW L	1978-1989
AFL6680	STABILIZER LINK	FRONT R/L	1979-2004



Ruitai	Description	Position	Years
AFR1620	RACK END	R/L	1983-1992
AFR1622	RACK END	R/L	1983-1992
AFR1627	RACK END	R/L	1983-1992
AFT1339	TIE ROD END	OUT R/L	1983-2016
AFT1342	TIE ROD END	OUT R/L	1983-1995
AFT1343	TIE ROD END	OUT R/L	1983-2016
AFT4268	TIE ROD END	OUT R/L	1983-2016
AFT4269	TIE ROD END		1983-2015
AEA4851	CONTROL ARM	LOW R	1983-2015
AEA4850	CONTROL ARM	LOW L	1983-2015
AFB1082	BALL JOINT	LOW R/L	1979-2016
AEB2953	BALL JOINT	LOW R	1978-1989
AEB2954	BALL JOINT	LOW L	1978-1989
AFL6680	STABILIZER LINK	FRONT R/L	1979-2004

MITSUBISHI COLT III 1983



Ruitai	Description	Position	Years
AFR1620	RACK END	R/L	1983-1992
AFR1622	RACK END	R/L	1983-1992
AFR1627	RACK END	R/L	1983-1992
AFT1339	TIE ROD END	OUT R/L	1983-2016
AFT1342	TIE ROD END	OUT R/L	1983-1995
AFT1343	TIE ROD END	OUT R/L	1983-2016
AFT4268	TIE ROD END	OUT R/L	1983-2016
AFT4269	TIE ROD END		1983-2015
AEA4851	CONTROL ARM	LOW R	1983-2015
AEA4850	CONTROL ARM	LOW L	1983-2015
AFB1082	BALL JOINT	LOW R/L	1979-2016



Ruitai	Description	Position	Years
AFR1620	RACK END	R/L	1983-1992
AFR1622	RACK END	R/L	1983-1992
AFR1627	RACK END	R/L	1983-1992
AFT1339	TIE ROD END	OUT R/L	1983-2016
AFT1342	TIE ROD END	OUT R/L	1983-1995
AFT1343	TIE ROD END	OUT R/L	1983-2016
AFT4268	TIE ROD END	OUT R/L	1983-2016
AFT4269	TIE ROD END		1983-2015
AEA4851	CONTROL ARM	LOW R	1983-2015
AEA4850	CONTROL ARM	LOW L	1983-2015
AFB1082	BALL JOINT	LOW R/L	1979-2016
AFL6680	STABILIZER LINK	FRONT R/L	1979-2004

MITSUBISHI COLT III 1987



Ruitai	Description	Position	Years
AFR1620	RACK END	R/L	1983-1992
AFR1622	RACK END	R/L	1983-1992
AFR1627	RACK END	R/L	1983-1992
AFT1339	TIE ROD END	OUT R/L	1983-2016
AFT1342	TIE ROD END	OUT R/L	1983-1995
AFT1343	TIE ROD END	OUT R/L	1983-2016
AFT4268	TIE ROD END	OUT R/L	1983-2016
AFT4269	TIE ROD END		1983-2015
AEA4851	CONTROL ARM	LOW R	1983-2015
AEA4850	CONTROL ARM	LOW L	1983-2015
AFB1082	BALL JOINT	LOW R/L	1979-2016



Ruitai	Description	Position	Years
AFR1620	RACK END	R/L	1983-1992
AFR1622	RACK END	R/L	1983-1992
AFR1627	RACK END	R/L	1983-1992
AFR1628	RACK END	R/L	1987-1994
AFT1339	TIE ROD END	OUT R/L	1983-2016
AFT1342	TIE ROD END	OUT R/L	1983-1995
AFT1343	TIE ROD END	OUT R/L	1983-2016
AFT4268	TIE ROD END	OUT R/L	1983-2016
AFT4269	TIE ROD END		1983-2015
AEA4851	CONTROL ARM	LOW R	1983-2015
AFA5488	CONTROL ARM	LOW R	1988-1992
AEA4850	CONTROL ARM	LOW L	1983-2015
AFA5487	CONTROL ARM	LOW L	1988-1992
AEA4812	CONTROL ARM		1984-1996
AFB1082	BALL JOINT	LOW R/L	1979-2016
AEL1928	STABILIZER LINK	REAR R/L	1984-2016
AFL5196	STABILIZER LINK	FRONT	1984-2007
AFL1922	STABILIZER LINK		1988-2015



Ruitai	Description	Position	Years
AFR1628	RACK END	R/L	1987-1994
AFT1339	TIE ROD END	OUT R/L	1983-2016
AFT1343	TIE ROD END	OUT R/L	1983-2016
AFT4268	TIE ROD END	OUT R/L	1983-2016
AFT4269	TIE ROD END	OUT R/L	1983-2015
AEA4851	CONTROL ARM	LOW R	1983-2015
AFA5488	CONTROL ARM	LOW R	1988-1992
AEA4850	CONTROL ARM	LOW L	1983-2015
AFA5487	CONTROL ARM	LOW L	1988-1992
AEA4812	CONTROL ARM		1984-1996
AFB1082	BALL JOINT	LOW R/L	1979-2016
AEL1928	STABILIZER LINK	REAR R/L	1984-2016
AFL5196	STABILIZER LINK	FRONT	1984-2007
AFL1922	STABILIZER LINK		1988-2015



Ruitai	Description	Position	Years
AFR1628	RACK END	R/L	1987-1994
AFT1339	TIE ROD END	OUT R/L	1983-2016
AFT1343	TIE ROD END	OUT R/L	1983-2016
AFT4268	TIE ROD END	OUT R/L	1983-2016
AFT4269	TIE ROD END	OUT R/L	1983-2015
AEA4851	CONTROL ARM	LOW R	1983-2015
AFA5488	CONTROL ARM	LOW R	1988-1992
AEA4850	CONTROL ARM	LOW L	1983-2015
AFA5487	CONTROL ARM	LOW L	1988-1992
AEA4812	CONTROL ARM		1984-1996
AFB1082	BALL JOINT	LOW R/L	1979-2016
AEL1928	STABILIZER LINK	REAR R/L	1984-2016
AFL5196	STABILIZER LINK	FRONT	1984-2007
AFL1922	STABILIZER LINK		1988-2015

AFR1621



AFR1621



AFT1339



AFT1343



AFT4268



AFT4268



AFT1343



AFT1339



AFT4269



AFA2032



AFA5491




AEA4850



AEA4851



AFA5492



AFA2031



AEA7797



AEA7799



AEA7800



AEA7798



AFB1082



AFB1082



AFL1921



AFL1923



AFL1929



AFL1921



Ruitai	Description	Position	Years
AFR1621	RACK END	R/L	1991-2015
AFT1339	TIE ROD END	OUT R/L	1983-2016
AFT1343	TIE ROD END	OUT R/L	1983-2016
AFT4268	TIE ROD END	OUT R/L	1983-2016
AFT4269	TIE ROD END		1983-2015
AFA2031	CONTROL ARM	UP R	1991-2015
AFA5492	CONTROL ARM	UP R	1988-2003
AFA2032	CONTROL ARM	UP L	1991-2015
AFA5491	CONTROL ARM	UP L	1988-2003
AEA4851	CONTROL ARM	LOW R	1983-2015
AEA4850	CONTROL ARM	LOW L	1983-2015
AEA7797	CONTROL ARM		1992-2006
AEA7798	CONTROL ARM		1992-2006
AEA7799	CONTROL ARM		1992-2006
AEA7800	CONTROL ARM		1992-2006
AFB1082	BALL JOINT	LOW R/L	1979-2016
AFL1921	STABILIZER LINK	REAR R/L	1992-2015
AFL1923	STABILIZER LINK		1992-1996
AFL1929	STABILIZER LINK		1992-2015

AFR1621



AFR1621



AFT1339



AFT1343



AFT4268



AFT4268



AFT1343



AFT1339



AFT4269



AFA2032



AFA5491



AEA4850



AEA4851



AFA5492



AFA2031



AEA7797



AEA7799



AEA7800



AEA7798



AFB1082



AFB1082



AFL1921



AFL1923



AFL1929



AFL1921



Ruitai	Description	Position	Years
AFR1621	RACK END	R/L	1991-2015
AFT1339	TIE ROD END	OUT R/L	1983-2016
AFT1343	TIE ROD END	OUT R/L	1983-2016
AFT4268	TIE ROD END	OUT R/L	1983-2016
AFT4269	TIE ROD END		1983-2015
AFA2031	CONTROL ARM	UP R	1991-2015
AFA5492	CONTROL ARM	UP R	1988-2003
AFA2032	CONTROL ARM	UP L	1991-2015
AFA5491	CONTROL ARM	UP L	1988-2003
AEA4851	CONTROL ARM	LOW R	1983-2015
AEA4850	CONTROL ARM	LOW L	1983-2015
AEA7797	CONTROL ARM		1992-2006
AEA7798	CONTROL ARM		1992-2006
AEA7799	CONTROL ARM		1992-2006
AEA7800	CONTROL ARM		1992-2006
AFB1082	BALL JOINT	LOW R/L	1979-2016
AFL1921	STABILIZER LINK	REAR R/L	1992-2015
AFL1923	STABILIZER LINK		1992-1996
AFL1929	STABILIZER LINK		1992-2015

AFT1339



AFT1343



AFT4268



AFT4268



AFT1343



AFT1339



AFT4269



AFA2032



AFA5491



AEA4850



AEA4851



AFA5492



AFA2031



AEA7797



AEA7799



AEA7800



AEA7798



AFB1082



AFB1082



AFL1921



AFL1921



Ruitai	Description	Position	Years
AFT1339	TIE ROD END	OUT R/L	1983-2016
AFT1343	TIE ROD END	OUT R/L	1983-2016
AFT4268	TIE ROD END	OUT R/L	1983-2016
AFT4269	TIE ROD END		1983-2015
AFA2031	CONTROL ARM	UP R	1991-2015
AFA5492	CONTROL ARM	UP R	1988-2003
AFA2032	CONTROL ARM	UP L	1991-2015
AFA5491	CONTROL ARM	UP L	1988-2003
AEA4851	CONTROL ARM	LOW R	1983-2015
AEA4850	CONTROL ARM	LOW L	1983-2015
AEA7797	CONTROL ARM		1992-2006
AEA7798	CONTROL ARM		1992-2006
AEA7799	CONTROL ARM		1992-2006
AEA7800	CONTROL ARM		1992-2006
AFB1082	BALL JOINT	LOW R/L	1979-2016
AFL1921	STABILIZER LINK	REAR R/L	1992-2015

AFT1339



AFT1343



AFT4268



AFT4268



AFT1343



AFT1339



AFT4269



AFA2032



AFA5491



AEA4850



AEA4851



AFA5492



AFA2031



AEA7797



AEA7799



AEA7800



AEA7798



AFB1082



AFB1082



AFL1921



AFL1921



Ruitai	Description	Position	Years
AFT1339	TIE ROD END	OUT R/L	1983-2016
AFT1343	TIE ROD END	OUT R/L	1983-2016
AFT4268	TIE ROD END	OUT R/L	1983-2016
AFT4269	TIE ROD END		1983-2015
AFA2031	CONTROL ARM	UP R	1991-2015
AFA5492	CONTROL ARM	UP R	1988-2003
AFA2032	CONTROL ARM	UP L	1991-2015
AFA5491	CONTROL ARM	UP L	1988-2003
AEA4851	CONTROL ARM	LOW R	1983-2015
AEA4850	CONTROL ARM	LOW L	1983-2015
AEA7797	CONTROL ARM		1992-2006
AEA7798	CONTROL ARM		1992-2006
AEA7799	CONTROL ARM		1992-2006
AEA7800	CONTROL ARM		1992-2006
AFB1082	BALL JOINT	LOW R/L	1979-2016
AFL1921	STABILIZER LINK	REAR R/L	1992-2015

AFT1321



AFT1328



AFT1328



AFT1321



AFB1086



AFB1086



AFP4111



AFP4111



Ruitai	Description	Position	Years
AFT1321	TIE ROD END	OUT R/L	1969-2015
AFT1328	TIE ROD END	IN R/L	1969-1984
AFB1086	BALL JOINT	LOW R/L	1973-2015
AFP4111	PITMAN ARM	R/L	1973-1984

TSUBISHI COLT LANCER STATION WAGON 1978 - 1984

AFT1321



AFT1328



AFT1328



AFT1321



AFB1086



AFB1086



AFP4111



AFP4111



Ruitai	Description	Position	Years
AFT1321	TIE ROD END	OUT R/L	1969-2015
AFT1328	TIE ROD END	IN R/L	1969-1984
AFB1086	BALL JOINT	LOW R/L	1973-2015
AFP4111	PITMAN ARM	R/L	1973-1984

MITSUBISHI COLT MK V 1978 - 1979

AFT1321



AFT1328



AFT1328



AFT1321



AFB1086



AFB1086



AFP4111



AFP4111



Ruitai	Description	Position	Years
AFT1321	TIE ROD END	OUT R/L	1969-2015
AFT1328	TIE ROD END	IN R/L	1969-1984
AFB1086	BALL JOINT	LOW R/L	1973-2015
AFP4111	PITMAN ARM	R/L	1973-1984

AEA7797



AEA7799



AEA7800



AEA7798



Ruitai	Description	Position	Years
AEA7797	CONTROL ARM		1992-2006
AEA7798	CONTROL ARM		1992-2006
AEA7799	CONTROL ARM		1992-2006
AEA7800	CONTROL ARM		1992-2006

AEA7797



AEA7799



AEA7800



AEA7798



Ruitai	Description	Position	Years
AEA7797	CONTROL ARM		1992-2006
AEA7798	CONTROL ARM		1992-2006
AEA7799	CONTROL ARM		1992-2006
AEA7800	CONTROL ARM		1992-2006

AFL12443



AFL12443



Ruitai	Description	Position	Years
AFL12443	STABILIZER LINK	FRONT R/L	2002-2017

AFL12443



AFL12443



Ruitai	Description	Position	Years
AFL12443	STABILIZER LINK	FRONT R/L	2002-2017

AFR1621



AFR1621



AFT1339



AFT4269



AFT1339



AFA2032



AEA4011



AEA4850



AEA4851



AEA4012



AFA2031



AFA4318



AFA4319



AFB1082



AFB1082



Ruitai	Description	Position	Years
AFR1621	RACK END	R/L	1991-2015
AFT1339	TIE ROD END	OUT R/L	1983-2016
AFT4269	TIE ROD END		1983-2015
AFA2031	CONTROL ARM	UP R	1991-2015
AFA2032	CONTROL ARM	UP L	1991-2015
AEA4012	CONTROL ARM	LOW R	1993-2005
AEA4851	CONTROL ARM	LOW R	1983-2015
AEA4011	CONTROL ARM	LOW L	1995-2005
AEA4850	CONTROL ARM	LOW L	1983-2015
AFA4318	CONTROL ARM		1995-2015
AFA4319	CONTROL ARM		1995-2015
AFB1082	BALL JOINT	LOW R/L	1979-2016

AFR1621



AFR1621



AFT1339



AFT4269



AFT1339



AFA2032



AEA4011



AEA4850



AEA4851



AEA4012



AFA2031



AFA4318



AFA4319



AEB1194



AFB1082



AFB1082



AEB1194



Ruitai	Description	Position	Years
AFR1621	RACK END	R/L	1991-2015
AFT1339	TIE ROD END	OUT R/L	1983-2016
AFT4269	TIE ROD END		1983-2015
AFA2031	CONTROL ARM	UP R	1991-2015
AFA2032	CONTROL ARM	UP L	1991-2015
AEA4012	CONTROL ARM	LOW R	1993-2005
AEA4851	CONTROL ARM	LOW R	1983-2015
AEA4011	CONTROL ARM	LOW L	1995-2005
AEA4850	CONTROL ARM	LOW L	1983-2015
AFA4318	CONTROL ARM		1995-2015
AFA4319	CONTROL ARM		1995-2015
AEB1194	BALL JOINT	LOW R/L	1992-2017
AFB1082	BALL JOINT	LOW R/L	1979-2016

AFR1621



AFR1621



AFT1339



AFT4269



AFT1339



AFA2032



AEA4011



AFA4318



AFA4319



AEA4012



AFA2031



AEB1194



AFB1082



AFB1082



AEB1194



Ruitai	Description	Position	Years
AFR1621	RACK END	R/L	1991-2015
AFT1339	TIE ROD END	OUT R/L	1983-2016
AFT4269	TIE ROD END		1983-2015
AFA2031	CONTROL ARM	UP R	1991-2015
AFA2032	CONTROL ARM	UP L	1991-2015
AEA4012	CONTROL ARM	LOW R	1993-2005
AEA4011	CONTROL ARM	LOW L	1995-2005
AFA4318	CONTROL ARM		1995-2015
AFA4319	CONTROL ARM		1995-2015
AEB1194	BALL JOINT	LOW R/L	1992-2017
AFB1082	BALL JOINT	LOW R/L	1979-2016

AFR1621



AFR1621



AFT1339



AFT4269



AFT1339



AFA2032



AEA4011



AFA4318



AFA4319



AEA4012



AFA2031



AEB1194



AFB1082



AFB1082



AEB1194



Ruitai	Description	Position	Years
AFR1621	RACK END	R/L	1991-2015
AFT1339	TIE ROD END	OUT R/L	1983-2016
AFT4269	TIE ROD END		1983-2015
AFA2031	CONTROL ARM	UP R	1991-2015
AFA2032	CONTROL ARM	UP L	1991-2015
AEA4012	CONTROL ARM	LOW R	1993-2005
AEA4011	CONTROL ARM	LOW L	1995-2005
AFA4318	CONTROL ARM		1995-2015
AFA4319	CONTROL ARM		1995-2015
AEB1194	BALL JOINT	LOW R/L	1992-2017
AFB1082	BALL JOINT	LOW R/L	1979-2016

AEA7823



AEA7824



Ruitai	Description	Position	Years
AEA7823	CONTROL ARM		2002-2012
AEA7824	CONTROL ARM		2002-2012

AEA7823



AEA7824



Ruitai	Description	Position	Years
AEA7823	CONTROL ARM		2002-2012
AEA7824	CONTROL ARM		2002-2012

MITSUBISHI CORDIA 1982 - 1986

AFR1619



AFR1625



AFR1625



AFR1619



AFT1326



AFT1326



AFB1082



AFB9540



AFB1082



Ruitai	Description	Position	Years
AFR1619	RACK END	R/L	1982-2015
AFR1625	RACK END	R/L	1982-2015
AFT1326	TIE ROD END	OUT R/L	1982-2015
AFB1082	BALL JOINT	LOW R/L	1979-2016
AFB9540	BALL JOINT		1982-2006

AFB1082



AFB1082



Ruitai	Description	Position	Years
AFB1082	BALL JOINT	LOW R/L	1979-2016

AFB1082



AFB1082



Ruitai	Description	Position	Years
AFB1082	BALL JOINT	LOW R/L	1979-2016

AER5885



AFR1625



AFR1625



AER5885



AFT1326



AFT1326



AFB1082



AFB1082



Ruitai	Description	Position	Years
AER5885	RACK END	R/L	1982-2015
AFR1625	RACK END	R/L	1982-2015
AFT1326	TIE ROD END	OUT R/L	1982-2015
AFB1082	BALL JOINT	LOW R/L	1979-2016

MITSUBISHI CORDIA TREDIA 4WD 1982 - 1987



AER5885



AFR1625



AFR1625



AER5885



AFT1326



AFT1326



AFB1082



AFB1082



Ruitai	Description	Position	Years
AER5885	RACK END	R/L	1982-2015
AFR1625	RACK END	R/L	1982-2015
AFT1326	TIE ROD END	OUT R/L	1982-2015
AFB1082	BALL JOINT	LOW R/L	1979-2016

MITSUBISHI CORDIA TREDIA 4WD 1982 - 1987

all parts
ruitai

AFR1619



AFR1619



AFT1326



AFT1326



Ruitai	Description	Position	Years
AFR1619	RACK END	R/L	1982-2015
AFT1326	TIE ROD END	OUT R/L	1982-2015

AFR1619



AFR1619



AFT1326



AFT1326



Ruitai	Description	Position	Years
AFR1619	RACK END	R/L	1982-2015
AFT1326	TIE ROD END	OUT R/L	1982-2015

AER5886



AER5886



AFT1326



AFT1326



Ruitai	Description	Position	Years
AER5886	RACK END	R/L	1986-2015
AFT1326	TIE ROD END	OUT R/L	1982-2015

AER5886



AER5886



AFT1326



AFT1326



Ruitai	Description	Position	Years
AER5886	RACK END	R/L	1986-2015
AFT1326	TIE ROD END	OUT R/L	1982-2015

MITSUBISHI DELICA 1968 - 1975

AFT1324



AFT1325



AFT1325



AFT1324



AFB1090



AFB1090



AFH2068



AFH2068



AFI1806



AFP1864



Ruitai	Description	Position	Years
AFT1324	TIE ROD END	OUT R/L	1968-2015
AFT1325	TIE ROD END	IN R/L	1968-1994
AFB1090	BALL JOINT	LOW R/L	1968-1979
AFH2068	ARM SHAFT	UP R/L	1968-1983
AFI1806	IDLER ARM	RHD	1968-1979
AFP1864	PITMAN ARM	RHD	1968-1979

MITSUBISHI DELICA 1976 - 1978

AFT1324



AFT1325



AFT1325



AFT1324



AFB1078



AFB1090



AFB1090



AFB1078



AFH2068



AFH2068



AFI1806




AFP1864



Ruitai	Description	Position	Years
AFT1324	TIE ROD END	OUT R/L	1968-2015
AFT1325	TIE ROD END	IN R/L	1968-1994
AFB1078	BALL JOINT	UP R/L	1976-1986
AFB1090	BALL JOINT	LOW R/L	1968-1979
AFH2068	ARM SHAFT	UP R/L	1968-1983
AFI1806	IDLER ARM	RHD	1968-1979
AFP1864	PITMAN ARM	RHD	1968-1979




Ruitai	Description	Position	Years
AFC6523	CROSS ROD	RHD	1979-1994
AFS4747	SIDE ROD ASSY	LHD	1979-1994
AFT1324	TIE ROD END	OUT R/L	1968-2015
AFT1325	TIE ROD END	IN R/L	1968-1994
AFB1078	BALL JOINT	UP R/L	1976-1986
AFB1079	BALL JOINT	LOW R/L	1978-1986
AFB1090	BALL JOINT	LOW R/L	1968-1979
AFH2068	ARM SHAFT	UP R/L	1968-1983
AFI1802	IDLER ARM	RHD	1979-1986
AFI1806	IDLER ARM	RHD	1968-1979
AFP1863	PITMAN ARM	RHD	1979-1986
AFP1864	PITMAN ARM	RHD	1968-1979



Ruitai	Description	Position	Years
AFC6523	CROSS ROD	RHD	1979-1994
AFS4747	SIDE ROD ASSY	LHD	1979-1994
AFT1324	TIE ROD END	OUT R/L	1968-2015
AFT1325	TIE ROD END	IN R/L	1968-1994
AFB1078	BALL JOINT	UP R/L	1976-1986
AFB1079	BALL JOINT	LOW R/L	1978-1986
AFH2068	ARM SHAFT	UP R/L	1968-1983
AFI1802	IDLER ARM	RHD	1979-1986
AFP1863	PITMAN ARM	RHD	1979-1986



Ruitai	Description	Position	Years
AFC6523	CROSS ROD	RHD	1979-1994
AFS4747	SIDE ROD ASSY	LHD	1979-1994
AFT1324	TIE ROD END	OUT R/L	1968-2015
AFT1326	TIE ROD END	OUT R/L	1982-2015
AFT1325	TIE ROD END	IN R/L	1968-1994
AFT1352	TIE ROD END	IN R/L	1980-2015
AFB1078	BALL JOINT	UP R/L	1976-1986
AFB1079	BALL JOINT	LOW R/L	1978-1986
AFH2068	ARM SHAFT	UP R/L	1968-1983
AF1802	IDLER ARM	RHD	1979-1986
AFP1863	PITMAN ARM	RHD	1979-1986



Ruitai	Description	Position	Years
AFC6523	CROSS ROD	RHD	1979-1994
AFS4747	SIDE ROD ASSY	LHD	1979-1994
AFT1326	TIE ROD END	OUT R/L	1982-2015
AFT1352	TIE ROD END	IN R/L	1980-2015
AFB1078	BALL JOINT	UP R/L	1976-1986
AFB1080	BALL JOINT	UP R/L	1980-2015
AFB1074	BALL JOINT	LOW R/L	1980-2015
AFB1079	BALL JOINT	LOW R/L	1978-1986
AFH2068	ARM SHAFT	UP R/L	1968-1983
AFI1802	IDLER ARM	RHD	1979-1986
AFI6525	IDLER ARM	RHD	1983-2015
AFI4994	IDLER ARM	LHD	1983-2015
AFP1863	PITMAN ARM	RHD	1979-1986
AFP3655	PITMAN ARM	RHD	1983-2015
AFI5698	PITMAN ARM	LHD	1983-2015

AFT1326



AFT1352



AFT1352



AFT1326



AFB1080



AFB1074



AFB1074



AFB1080



AFI4994



AFI6525



AFI5698




AFP3655



Ruitai	Description	Position	Years
AFT1326	TIE ROD END	OUT R/L	1982-2015
AFT1352	TIE ROD END	IN R/L	1980-2015
AFB1080	BALL JOINT	UP R/L	1980-2015
AFB1074	BALL JOINT	LOW R/L	1980-2015
AFI6525	IDLER ARM	RHD	1983-2015
AFI4994	IDLER ARM	LHD	1983-2015
AFP3655	PITMAN ARM	RHD	1983-2015
AFI5698	PITMAN ARM	LHD	1983-2015



Ruitai	Description	Position	Years
AFR1619	RACK END	R/L	1982-2015
AFR1626	RACK END	R/L	1984-2015
AFT1326	TIE ROD END	OUT R/L	1982-2015
AFT1327	TIE ROD END	OUT R/L	1986-2015
AFT1352	TIE ROD END	IN R/L	1980-2015
AFB1080	BALL JOINT	UP R/L	1980-2015
AFB1085	BALL JOINT	UP R/L	1986-2015
AFB1074	BALL JOINT	LOW R/L	1980-2015
AFB1084	BALL JOINT	LOW R/L	1986-2015
AFI6525	IDLER ARM	RHD	1983-2015
AFI4994	IDLER ARM	LHD	1983-2015
AFP3655	PITMAN ARM	RHD	1983-2015
AFI5698	PITMAN ARM	LHD	1983-2015



Ruitai	Description	Position	Years
AFC4154	CROSS ROD	LHD	1992-2015
AFR1619	RACK END	R/L	1982-2015
AFR1626	RACK END	R/L	1984-2015
AFT1326	TIE ROD END	OUT R/L	1982-2015
AFT1327	TIE ROD END	OUT R/L	1986-2015
AFT1345	TIE ROD END	OUT R/L	1984-2015
AFT1346	TIE ROD END	IN R/L	1988-2015
AFT1352	TIE ROD END	IN R/L	1980-2015
AFB1080	BALL JOINT	UP R/L	1980-2015
AFB1085	BALL JOINT	UP R/L	1986-2015
AFB1074	BALL JOINT	LOW R/L	1980-2015
AFB1084	BALL JOINT	LOW R/L	1986-2015
AFI6525	IDLER ARM	RHD	1983-2015
AFI3974	IDLER ARM	LHD	1986-2015
AFI4994	IDLER ARM	LHD	1983-2015
AFP3655	PITMAN ARM	RHD	1983-2015
AFI5698	PITMAN ARM	LHD	1983-2015

AFC4154



AFR1619



AFR1626



AFR1626



AFR1619



AFT1326



AFT1327



AFT1345



AFT1345



AFT1327



AFT1326



AFT1346



AFT1352



AFT1352



AFT1346



AFB1080



AFB1085



AFB1074



AFB1074



AFB1085



AFB1080



AFB1084



AFB1084



AFI3974



AFI4994



AFI6525



AFI5698



AFP3655



Ruitai	Description	Position	Years
AFC4154	CROSS ROD	LHD	1992-2015
AFR1619	RACK END	R/L	1982-2015
AFR1626	RACK END	R/L	1984-2015
AFT1326	TIE ROD END	OUT R/L	1982-2015
AFT1327	TIE ROD END	OUT R/L	1986-2015
AFT1345	TIE ROD END	OUT R/L	1984-2015
AFT1346	TIE ROD END	IN R/L	1988-2015
AFT1352	TIE ROD END	IN R/L	1980-2015
AFB1080	BALL JOINT	UP R/L	1980-2015
AFB1085	BALL JOINT	UP R/L	1986-2015
AFB1074	BALL JOINT	LOW R/L	1980-2015
AFB1084	BALL JOINT	LOW R/L	1986-2015
AFI6525	IDLER ARM	RHD	1983-2015
AFI3974	IDLER ARM	LHD	1986-2015
AFI4994	IDLER ARM	LHD	1983-2015
AFP3655	PITMAN ARM	RHD	1983-2015
AFI5698	PITMAN ARM	LHD	1983-2015

AFT1340



AFT1341



AFT1341



AFT1340



AFB1080



AFB1083



AFB1083



AFB1080



Ruitai	Description	Position	Years
AFT1340	TIE ROD END	OUT R/L	1980-2015
AFT1341	TIE ROD END	IN R/L	1982-2015
AFB1080	BALL JOINT	UP R/L	1980-2015
AFB1083	BALL JOINT	LOW R/L	1980-2015

AFR4667



AFR5891



AFR5891



AFR4667



AFT1327



AFT1340



AFT1341



AFT1341



AFT1340



AFT1327



AFB1080



AFB1085



AFB1083



AFB1083



AFB1085



AFB1080



AFB3845



AFB3846



Ruitai	Description	Position	Years
AFR4667	RACK END	R/L	1986-2015
AFR5891	RACK END	R/L	1986-2015
AFT1327	TIE ROD END	OUT R/L	1986-2015
AFT1340	TIE ROD END	OUT R/L	1986-2015
AFT1341	TIE ROD END	IN R/L	1982-2015
AFB1080	BALL JOINT	UP R/L	1980-2015
AFB1085	BALL JOINT	UP R/L	1986-2015
AFB1083	BALL JOINT	LOW R/L	1980-2015
AFB3846	BALL JOINT	LOW R	1986-2015
AFB3845	BALL JOINT	LOW L	1986-2015

MITSUBISHI DELICA 4WD 1987

AFR4667



AFR5891



AFR5891



AFR4667



AFT1327



AFT1327



AFB1085



AFB3845



AFB3846



AFB1085



Ruitai	Description	Position	Years
AFR4667	RACK END	R/L	1986-2015
AFR5891	RACK END	R/L	1986-2015
AFT1327	TIE ROD END	OUT R/L	1986-2015
AFB1085	BALL JOINT	UP R/L	1986-2015
AFB3846	BALL JOINT	LOW R	1986-2015
AFB3845	BALL JOINT	LOW L	1986-2015

AFR4667



AFR5891



AFR5891



AFR4667



AFT1327



AFT1341



AFT1341



AFT1327



AFB1080



AFB1085



AFB1083



AFB1083



AFB1085



AFB1080



AFB3845



AFB3846



Ruitai	Description	Position	Years
AFR4667	RACK END	R/L	1986-2015
AFR5891	RACK END	R/L	1986-2015
AFT1327	TIE ROD END	OUT R/L	1986-2015
AFT1341	TIE ROD END	IN R/L	1982-2015
AFB1080	BALL JOINT	UP R/L	1980-2015
AFB1085	BALL JOINT	UP R/L	1986-2015
AFB1083	BALL JOINT	LOW R/L	1980-2015
AFB3846	BALL JOINT	LOW R	1986-2015
AFB3845	BALL JOINT	LOW L	1986-2015

AFR4667



AFR5891



AFR5891



AFR4667



AFT1327



AFT1341



AFT1341



AFT1327



AFB1080



AFB1085



AFB1083



AFB1083



AFB1085



AFB1080




AFB3845



AFB3846



Ruitai	Description	Position	Years
AFR4667	RACK END	R/L	1986-2015
AFR5891	RACK END	R/L	1986-2015
AFT1327	TIE ROD END	OUT R/L	1986-2015
AFT1341	TIE ROD END	IN R/L	1982-2015
AFB1080	BALL JOINT	UP R/L	1980-2015
AFB1085	BALL JOINT	UP R/L	1986-2015
AFB1083	BALL JOINT	LOW R/L	1980-2015
AFB3846	BALL JOINT	LOW R	1986-2015
AFB3845	BALL JOINT	LOW L	1986-2015

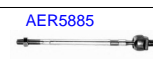



Ruitai	Description	Position	Years
AER5882	RACK END	R/L	1984-2015
AER5885	RACK END	R/L	1982-2015
AFR1619	RACK END	R/L	1982-2015
AFR1625	RACK END	R/L	1982-2015
AFR1626	RACK END	R/L	1984-2015
AFT1327	TIE ROD END	OUT R/L	1986-2015
AFT1345	TIE ROD END	OUT R/L	1984-2015
AFT2823	TIE ROD END		1983-2015
AFT4623	TIE ROD END		1986-2015
AFA2880	CONTROL ARM	LOW R	1986-2015
AFA5486	CONTROL ARM	LOW R	1986-2015
AFA2879	CONTROL ARM	LOW L	1986-2015
AFA5485	CONTROL ARM	LOW L	1986-2015
AEA7795	CONTROL ARM		1986-2015
AEA7796	CONTROL ARM		1986-2015
AFA3540	CONTROL ARM		1980-2015
AFB1085	BALL JOINT	UP R/L	1986-2015
AFB1084	BALL JOINT	LOW R/L	1986-2015
AFB1081	BALL JOINT		1986-2015
AFB2799	BALL JOINT		1986-2015
AFB2800	BALL JOINT		1986-2015
AFL1930	STABILIZER LINK		1986-2015



Ruitai	Description	Position	Years
AER5885	RACK END	R/L	1982-2015
AFR1619	RACK END	R/L	1982-2015
AFR1625	RACK END	R/L	1982-2015
AFR1626	RACK END	R/L	1984-2015
AFT1327	TIE ROD END	OUT R/L	1986-2015
AFT1345	TIE ROD END	OUT R/L	1984-2015
AFT2823	TIE ROD END		1983-2015
AFT4623	TIE ROD END		1986-2015
AFA2880	CONTROL ARM	LOW R	1986-2015
AFA5486	CONTROL ARM	LOW R	1986-2015
AFA2879	CONTROL ARM	LOW L	1986-2015
AFA5485	CONTROL ARM	LOW L	1986-2015
AEA795	CONTROL ARM		1986-2015
AEA796	CONTROL ARM		1986-2015
AFA3540	CONTROL ARM		1980-2015
AFB1085	BALL JOINT	UP R/L	1986-2015
AFB1084	BALL JOINT	LOW R/L	1986-2015
AFB1081	BALL JOINT		1986-2015
AFB2799	BALL JOINT		1986-2015
AFB2800	BALL JOINT		1986-2015
AFL1930	STABILIZER LINK		1986-2015

MITSUBISHI DELICA BOX 4WD 2007 - 2015



Ruitai	Description	Position	Years
AER5885	RACK END	R/L	1982-2015
AFR1619	RACK END	R/L	1982-2015
AFR1625	RACK END	R/L	1982-2015
AFR1626	RACK END	R/L	1984-2015
AFT1327	TIE ROD END	OUT R/L	1986-2015
AFT1345	TIE ROD END	OUT R/L	1984-2015
AFT2823	TIE ROD END		1983-2015
AFT4623	TIE ROD END		1986-2015
AFA2880	CONTROL ARM	LOW R	1986-2015
AFA5486	CONTROL ARM	LOW R	1986-2015
AFA2879	CONTROL ARM	LOW L	1986-2015
AFA5485	CONTROL ARM	LOW L	1986-2015
AEA7795	CONTROL ARM		1986-2015
AEA7796	CONTROL ARM		1986-2015
AFA3540	CONTROL ARM		1980-2015
AFB1085	BALL JOINT	UP R/L	1986-2015
AFB1084	BALL JOINT	LOW R/L	1986-2015
AFB1081	BALL JOINT		1986-2015
AFB2799	BALL JOINT		1986-2015
AFB2800	BALL JOINT		1986-2015
AFL1930	STABILIZER LINK		1986-2015



MITSUBISHI DELICA BOX 4WD 1986 - 1987

AFT1345



AFT1345



Ruitai	Description	Position	Years
AFT1345	TIE ROD END	OUT R/L	1984-2015

AFT1345



AFT2823



AFT1345



AFA3540



AFB1085



AFB1084



AFB1081



AFB2799



AFB1084



AFB1085



AFB2800



Ruitai	Description	Position	Years
AFT1345	TIE ROD END	OUT R/L	1984-2015
AFT2823	TIE ROD END		1983-2015
AFA3540	CONTROL ARM		1980-2015
AFB1085	BALL JOINT	UP R/L	1986-2015
AFB1084	BALL JOINT	LOW R/L	1986-2015
AFB1081	BALL JOINT		1986-2015
AFB2799	BALL JOINT		1986-2015
AFB2800	BALL JOINT		1986-2015

AFT1345



AFT1346



AFT2823



AFT1346



AFT1345



AFA3540



AFB1085



AFB1084



AFB3845



AFB3846



AFB1084



AFB1085



AFB1081



AFB2800



AFB2799



Ruitai	Description	Position	Years
AFT1345	TIE ROD END	OUT R/L	1984-2015
AFT1346	TIE ROD END	IN R/L	1988-2015
AFT2823	TIE ROD END		1983-2015
AFA3540	CONTROL ARM		1980-2015
AFB1085	BALL JOINT	UP R/L	1986-2015
AFB1084	BALL JOINT	LOW R/L	1986-2015
AFB3846	BALL JOINT	LOW R	1986-2015
AFB3845	BALL JOINT	LOW L	1986-2015
AFB1081	BALL JOINT		1986-2015
AFB2799	BALL JOINT		1986-2015
AFB2800	BALL JOINT		1986-2015

AFT1345



AFT1346



AFT1346



AFT1345



AFB1085



AFB3845



AFB1081



AFB2799



AFB3846



AFB1085



AFB2800



Ruitai	Description	Position	Years
AFT1345	TIE ROD END	OUT R/L	1984-2015
AFT1346	TIE ROD END	IN R/L	1988-2015
AFB1085	BALL JOINT	UP R/L	1986-2015
AFB3846	BALL JOINT	LOW R	1986-2015
AFB3845	BALL JOINT	LOW L	1986-2015
AFB1081	BALL JOINT		1986-2015
AFB2799	BALL JOINT		1986-2015
AFB2800	BALL JOINT		1986-2015

AFT1345



AFT1346



AFT1346



AFT1345



AFB1085



AFB3845



AFB1081



AFB2799



AFB3846



AFB1085



AFB2800



Ruitai	Description	Position	Years
AFT1345	TIE ROD END	OUT R/L	1984-2015
AFT1346	TIE ROD END	IN R/L	1988-2015
AFB1085	BALL JOINT	UP R/L	1986-2015
AFB3846	BALL JOINT	LOW R	1986-2015
AFB3845	BALL JOINT	LOW L	1986-2015
AFB1081	BALL JOINT		1986-2015
AFB2799	BALL JOINT		1986-2015
AFB2800	BALL JOINT		1986-2015

AFI1802



Ruitai	Description	Position	Years
AFI1802	IDLER ARM	RHD	1979-1986

AFT1324



AFT2822



AFT1325



AFT1325



AFT2822



AFT1324



AFT1352



AFT1352



AFA5482



AFA3540



AFB1078



AFB1080



AFB1074



AFB1074



AFB1080



AFB1078



AFB1079



AFB1079



AFI1803



AFI1802



AFP1863




Ruitai	Description	Position	Years
AFT1324	TIE ROD END	OUT R/L	1968-2015
AFT2822	TIE ROD END	OUT R/L	1974-2015
AFT1325	TIE ROD END	IN R/L	1968-1994
AFT1352	TIE ROD END	IN R/L	1980-2015
AFA5482	CONTROL ARM	UP L	1980-1994
AFA3540	CONTROL ARM		1980-2015
AFB1078	BALL JOINT	UP R/L	1976-1986
AFB1080	BALL JOINT	UP R/L	1980-2015
AFB1074	BALL JOINT	LOW R/L	1980-2015
AFB1079	BALL JOINT	LOW R/L	1978-1986
AFI1802	IDLER ARM	RHD	1979-1986
AFI1803	IDLER ARM		1980-1986
AFP1863	PITMAN ARM	RHD	1979-1986



Ruitai	Description	Position	Years
AFC6523	CROSS ROD	RHD	1979-1994
AFS4747	SIDE ROD ASSY	LHD	1979-1994
AFT1324	TIE ROD END	OUT R/L	1968-2015
AFT2822	TIE ROD END	OUT R/L	1974-2015
AFT1325	TIE ROD END	IN R/L	1968-1994
AFT1352	TIE ROD END	IN R/L	1980-2015
AFA5482	CONTROL ARM	UP L	1980-1994
AFA3540	CONTROL ARM	UP L	1980-2015
AFB1078	BALL JOINT	UP R/L	1976-1986
AFB1080	BALL JOINT	UP R/L	1980-2015
AFB1074	BALL JOINT	LOW R/L	1980-2015
AFB1079	BALL JOINT	LOW R/L	1978-1986
AFI1802	IDLER ARM	RHD	1979-1986
AFI6525	IDLER ARM	RHD	1983-2015
AFI4994	IDLER ARM	LHD	1983-2015
AFI1803	IDLER ARM	RHD	1980-1986
AFP1863	PITMAN ARM	RHD	1979-1986
AFI5698	PITMAN ARM	LHD	1983-2015




Ruitai	Description	Position	Years
AFC6523	CROSS ROD	RHD	1979-1994
AFS4747	SIDE ROD ASSY	LHD	1979-1994
AFT1324	TIE ROD END	OUT R/L	1968-2015
AFT1345	TIE ROD END	OUT R/L	1984-2015
AFT2822	TIE ROD END	OUT R/L	1974-2015
AFT1325	TIE ROD END	IN R/L	1968-1994
AFT1352	TIE ROD END	IN R/L	1980-2015
AFA5482	CONTROL ARM	UP L	1980-1994
AFA3540	CONTROL ARM		1980-2015
AFB1078	BALL JOINT	UP R/L	1976-1986
AFB1080	BALL JOINT	UP R/L	1980-2015
AFB1074	BALL JOINT	LOW R/L	1980-2015
AFB1079	BALL JOINT	LOW R/L	1978-1986
AFI1802	IDLER ARM	RHD	1979-1986
AFI6525	IDLER ARM	RHD	1983-2015
AFI4994	IDLER ARM	LHD	1983-2015
AFI1803	IDLER ARM		1980-1986
AFP1863	PITMAN ARM	RHD	1979-1986
AFI5698	PITMAN ARM	LHD	1983-2015




Ruitai	Description	Position	Years
AFC6523	CROSS ROD	RHD	1979-1994
AFS4747	SIDE ROD ASSY	LHD	1979-1994
AER5882	RACK END	R/L	1984-2015
AER5885	RACK END	R/L	1982-2015
AFR1619	RACK END	R/L	1982-2015
AFR1625	RACK END	R/L	1982-2015
AFR1626	RACK END	R/L	1984-2015
AFR4667	RACK END	R/L	1986-2015
AFT1324	TIE ROD END	OUT R/L	1968-2015
AFT1327	TIE ROD END	OUT R/L	1986-2015
AFT1345	TIE ROD END	OUT R/L	1984-2015
AFT2822	TIE ROD END	OUT R/L	1974-2015
AFT1325	TIE ROD END	IN R/L	1968-1994
AFT1352	TIE ROD END	IN R/L	1980-2015

MITSUBISHI DELICA BUS 1986


AFT2823	TIE ROD END		1983-2015
AFT4623	TIE ROD END		1986-2015
AFA5482	CONTROL ARM	UP L	1980-1994
AFA2880	CONTROL ARM	LOW R	1986-2015
AFA5486	CONTROL ARM	LOW R	1986-2015
AFA2879	CONTROL ARM	LOW L	1986-2015
AFA5485	CONTROL ARM	LOW L	1986-2015
AEA7795	CONTROL ARM		1986-2015
AEA7796	CONTROL ARM		1986-2015
AFA3540	CONTROL ARM		1980-2015
AFB1078	BALL JOINT	UP R/L	1976-1986
AFB1080	BALL JOINT	UP R/L	1980-2015
AFB1085	BALL JOINT	UP R/L	1986-2015
AFB1074	BALL JOINT	LOW R/L	1980-2015
AFB1079	BALL JOINT	LOW R/L	1978-1986
AFB1084	BALL JOINT	LOW R/L	1986-2015
AFB1081	BALL JOINT		1986-2015
AFB2799	BALL JOINT		1986-2015
AFB2800	BALL JOINT		1986-2015
AFI1802	IDLER ARM	RHD	1979-1986
AFI6525	IDLER ARM	RHD	1983-2015
AFI4994	IDLER ARM	LHD	1983-2015
AFI1803	IDLER ARM		1980-1986
AFP1863	PITMAN ARM	RHD	1979-1986
AFI5698	PITMAN ARM	LHD	1983-2015
AFI1930	STABILIZER LINK		1986-2015



Ruitai	Description	Position	Years
AER5882	RACK END	R/L	1984-2015
AER5885	RACK END	R/L	1982-2015
AFR1619	RACK END	R/L	1982-2015
AFR1625	RACK END	R/L	1982-2015
AFR1626	RACK END	R/L	1984-2015
AFR4667	RACK END	R/L	1986-2015
AFT1324	TIE ROD END	OUT R/L	1968-2015
AFT1327	TIE ROD END	OUT R/L	1986-2015
AFT1345	TIE ROD END	OUT R/L	1984-2015
AFT2822	TIE ROD END	OUT R/L	1974-2015
AFT1325	TIE ROD END	IN R/L	1968-1994
AFT1352	TIE ROD END	IN R/L	1980-2015
AFT2823	TIE ROD END		1983-2015
AFT4623	TIE ROD END		1986-2015
AFA5482	CONTROL ARM	UP L	1980-1994
AFA2880	CONTROL ARM	LOW R	1986-2015
AFA5486	CONTROL ARM	LOW R	1986-2015
AFA2879	CONTROL ARM	LOW L	1986-2015
AFA5485	CONTROL ARM	LOW L	1986-2015
AEA7795	CONTROL ARM		1986-2015
AEA7796	CONTROL ARM		1986-2015
AFA3540	CONTROL ARM		1980-2015
AFB1080	BALL JOINT	UP R/L	1980-2015
AFB1085	BALL JOINT	UP R/L	1986-2015
AFB1074	BALL JOINT	LOW R/L	1980-2015
AFB1084	BALL JOINT	LOW R/L	1986-2015
AFB1081	BALL JOINT		1986-2015
AFB2799	BALL JOINT		1986-2015
AFB2800	BALL JOINT		1986-2015
AFI6525	IDLER ARM	RHD	1983-2015
AFI4994	IDLER ARM	LHD	1983-2015
AFL1930	STABILIZER LINK		1986-2015



Ruitai	Description	Position	Years
AER5882	RACK END	R/L	1984-2015
AER5885	RACK END	R/L	1982-2015
AFR1619	RACK END	R/L	1982-2015
AFR1625	RACK END	R/L	1982-2015
AFR1626	RACK END	R/L	1984-2015
AFR4667	RACK END	R/L	1986-2015
AFT1327	TIE ROD END	OUT R/L	1986-2015
AFT1345	TIE ROD END	OUT R/L	1984-2015
AFT2823	TIE ROD END		1983-2015
AFT4623	TIE ROD END		1986-2015
AFA2880	CONTROL ARM	LOW R	1986-2015
AFA5486	CONTROL ARM	LOW R	1986-2015
AFA2879	CONTROL ARM	LOW L	1986-2015
AFA5485	CONTROL ARM	LOW L	1986-2015
AEA7795	CONTROL ARM		1986-2015
AEA7796	CONTROL ARM		1986-2015
AFA3540	CONTROL ARM		1980-2015
AFB1085	BALL JOINT	UP R/L	1986-2015
AFB1084	BALL JOINT	LOW R/L	1986-2015
AFB1081	BALL JOINT		1986-2015
AFB2799	BALL JOINT		1986-2015
AFB2800	BALL JOINT		1986-2015
AFL1930	STABILIZER LINK		1986-2015



Ruitai	Description	Position	Years
AER5882	RACK END	R/L	1984-2015
AER5885	RACK END	R/L	1982-2015
AFR1619	RACK END	R/L	1982-2015
AFR1625	RACK END	R/L	1982-2015
AFR1626	RACK END	R/L	1984-2015
AFR4667	RACK END	R/L	1986-2015
AFT1327	TIE ROD END	OUT R/L	1986-2015
AFT1345	TIE ROD END	OUT R/L	1984-2015
AFT2823	TIE ROD END		1983-2015
AFT4623	TIE ROD END		1986-2015
AFA2880	CONTROL ARM	LOW R	1986-2015
AFA5486	CONTROL ARM	LOW R	1986-2015
AFA2879	CONTROL ARM	LOW L	1986-2015
AFA5485	CONTROL ARM	LOW L	1986-2015
AEA7795	CONTROL ARM		1986-2015
AEA7796	CONTROL ARM		1986-2015
AFA3540	CONTROL ARM		1980-2015
AFB1085	BALL JOINT	UP R/L	1986-2015
AFB1084	BALL JOINT	LOW R/L	1986-2015
AFB1081	BALL JOINT		1986-2015
AFB2799	BALL JOINT		1986-2015
AFB2800	BALL JOINT		1986-2015
AFL1930	STABILIZER LINK		1986-2015

AFT1340



AFT1345



AFT1341



AFT1341



AFT1345



AFT1340



AFA3540



AFB1080



AFB1083



AFB1083



AFB1080



Ruitai	Description	Position	Years
AFT1340	TIE ROD END	OUT R/L	1980-2015
AFT1345	TIE ROD END	OUT R/L	1984-2015
AFT1341	TIE ROD END	IN R/L	1982-2015
AFA3540	CONTROL ARM		1980-2015
AFB1080	BALL JOINT	UP R/L	1980-2015
AFB1083	BALL JOINT	LOW R/L	1980-2015

AFR5891



AFR5891



AFT1327



AFT1340



AFT1345



AFT1345



AFT1340



AFT1327



AFT1341



AFT2823



AFT4623



AFT1341



AFA2879



AFA5485



AFA3540



AFA5486



AFA2880



AFB1080



AFB1085



AFB1083



AFB1083



AFB1085



AFB1080



AFB3845



AFB1081



AFB2800



AFB2799



AFB3846



Ruitai	Description	Position	Years
AFR5891	RACK END	R/L	1986-2015
AFT1327	TIE ROD END	OUT R/L	1986-2015
AFT1340	TIE ROD END	OUT R/L	1980-2015
AFT1345	TIE ROD END	OUT R/L	1984-2015
AFT1341	TIE ROD END	IN R/L	1982-2015
AFT2823	TIE ROD END		1983-2015
AFT4623	TIE ROD END		1986-2015
AFA2880	CONTROL ARM	LOW R	1986-2015
AFA5486	CONTROL ARM	LOW R	1986-2015
AFA2879	CONTROL ARM	LOW L	1986-2015
AFA5485	CONTROL ARM	LOW L	1986-2015
AFA3540	CONTROL ARM		1980-2015
AFB1080	BALL JOINT	UP R/L	1980-2015
AFB1085	BALL JOINT	UP R/L	1986-2015
AFB1083	BALL JOINT	LOW R/L	1980-2015
AFB3846	BALL JOINT	LOW R	1986-2015
AFB3845	BALL JOINT	LOW L	1986-2015
AFB1081	BALL JOINT		1986-2015
AFB2799	BALL JOINT		1986-2015
AFB2800	BALL JOINT		1986-2015

MITSUBISHI DELICA BUS 4WD 1988 - 2015



Ruitai	Description	Position	Years
AFR1619	RACK END	R/L	1982-2015
AFR1625	RACK END	R/L	1982-2015
AFR1626	RACK END	R/L	1984-2015
AFR5891	RACK END	R/L	1986-2015
AFT1327	TIE ROD END	OUT R/L	1986-2015
AFT1345	TIE ROD END	OUT R/L	1984-2015
AFT1346	TIE ROD END	IN R/L	1988-2015
AFT2823	TIE ROD END		1983-2015
AFT4623	TIE ROD END		1986-2015
AFA2879	CONTROL ARM	LOW R	1986-2015
AFA5485	CONTROL ARM	LOW R	1986-2015
AFA5486	CONTROL ARM	LOW L	1986-2015
AFA2879	CONTROL ARM	LOW L	1986-2015
AFA5485	CONTROL ARM	LOW L	1986-2015
AFA3540	CONTROL ARM		1980-2015
AFB1085	BALL JOINT	UP R/L	1986-2015
AFB1083	BALL JOINT	LOW R/L	1980-2015
AFB3846	BALL JOINT	LOW R	1986-2015
AFB3845	BALL JOINT	LOW L	1986-2015
AFB1081	BALL JOINT		1986-2015
AFB2799	BALL JOINT		1986-2015
AFB2800	BALL JOINT		1986-2015



Ruitai	Description	Position	Years
AFR1619	RACK END	R/L	1982-2015
AFR1625	RACK END	R/L	1982-2015
AFR1626	RACK END	R/L	1984-2015
AFR5891	RACK END	R/L	1986-2015
AFT1327	TIE ROD END	OUT R/L	1986-2015
AFT1345	TIE ROD END	OUT R/L	1984-2015
AFT1346	TIE ROD END	IN R/L	1988-2015
AFT2823	TIE ROD END		1983-2015
AFT4623	TIE ROD END		1986-2015
AFA2880	CONTROL ARM	LOW R	1986-2015
AFA5486	CONTROL ARM	LOW R	1986-2015
AFA2879	CONTROL ARM	LOW L	1986-2015
AFA5485	CONTROL ARM	LOW L	1986-2015
AFA3540	CONTROL ARM		1980-2015
AFB1085	BALL JOINT	UP R/L	1986-2015
AFB1083	BALL JOINT	LOW R/L	1980-2015
AFB3846	BALL JOINT	LOW R	1986-2015
AFB3845	BALL JOINT	LOW L	1986-2015
AFB1081	BALL JOINT		1986-2015
AFB2799	BALL JOINT		1986-2015
AFB2800	BALL JOINT		1986-2015

AFR8293



AFR8293



AEA7809



Ruitai	Description	Position	Years
AFR8293	RACK END	R/L	1997-2004
AEA7809	CONTROL ARM		1996-2004

AFR8293



AFR8293



AEA7809



Ruitai	Description	Position	Years
AFR8293	RACK END	R/L	1997-2004
AEA7809	CONTROL ARM		1996-2004

AER5884



AER5884



AFT1326



AFT1326



AEA7613



AEA7614



Ruitai	Description	Position	Years
AER5884	RACK END	R/L	1990-2015
AFT1326	TIE ROD END	OUT R/L	1982-2015
AEA7614	CONTROL ARM	LOW R	1990-2015
AEA7613	CONTROL ARM	LOW L	1990-2015

AER5884



AER5884



AFT1326



AFT1326



AEA7613



AEA7614



Ruitai	Description	Position	Years
AER5884	RACK END	R/L	1990-2015
AFT1326	TIE ROD END	OUT R/L	1982-2015
AEA7614	CONTROL ARM	LOW R	1990-2015
AEA7613	CONTROL ARM	LOW L	1990-2015

AFA3543



AFB1082



AFL5196



AFA3544



AFB1082



Ruitai	Description	Position	Years
AFA3544	CONTROL ARM	UP R	1989-2015
AFA3543	CONTROL ARM	UP L	1989-2015
AFB1082	BALL JOINT	LOW R/L	1979-2016
AFL5196	STABILIZER LINK	FRONT	1984-2007

AFA3543



AFA7254



AFA3544



AFB1082



AFB1082



AFL5196



Ruitai	Description	Position	Years
AFA3544	CONTROL ARM	UP R	1989-2015
AFA3543	CONTROL ARM	UP L	1989-2015
AFA7254	CONTROL ARM	LOW L	1989-1994, 1998-2007
AFB1082	BALL JOINT	LOW R/L	1979-2016
AFL5196	STABILIZER LINK	FRONT	1984-2007

AFR5020



AFR5020



AFA3543



AFA7254



AFA3544



AFB1082



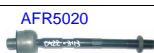
AFB1082



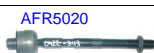
AFL5196



Ruitai	Description	Position	Years
AFR5020	RACK END	R/L	1991-2015
AFA3544	CONTROL ARM	UP R	1989-2015
AFA3543	CONTROL ARM	UP L	1989-2015
AFA7254	CONTROL ARM	LOW L	1989-1994, 1998-2007
AFB1082	BALL JOINT	LOW R/L	1979-2016
AFL5196	STABILIZER LINK	FRONT	1984-2007



Ruitai	Description	Position	Years
AFR5020	RACK END	R/L	1991-2015
AFA3544	CONTROL ARM	UP R	1989-2015
AFA3543	CONTROL ARM	UP L	1989-2015
AFA7254	CONTROL ARM	LOW L	1989-1994, 1998-2007
AFB1082	BALL JOINT	LOW R/L	1979-2016
AEL1928	STABILIZER LINK	REAR R/L	1984-2016
AFL1926	STABILIZER LINK	FRONT R/L	1990-2016
AFL5196	STABILIZER LINK	FRONT	1984-2007



Ruitai	Description	Position	Years
AFR5020	RACK END	R/L	1991-2015
AFA3544	CONTROL ARM	UP R	1989-2015
AFA3543	CONTROL ARM	UP L	1989-2015
AFA8576	CONTROL ARM	REAR L	1994-2015
AFB1082	BALL JOINT	LOW R/L	1979-2016
AEL1928	STABILIZER LINK	REAR R/L	1984-2016
AFL1926	STABILIZER LINK	FRONT R/L	1990-2016
AFL5196	STABILIZER LINK	FRONT	1984-2007

MITSUBISHI ECLIPSE 1996 - 1999

AFA3543



AFA8576



AFA3544



AEL1928



AFL1926



AFL1926



AEL1928



Ruitai	Description	Position	Years
AFA3544	CONTROL ARM	UP R	1989-2015
AFA3543	CONTROL ARM	UP L	1989-2015
AFA8576	CONTROL ARM	REAR L	1994-2015
AEL1928	STABILIZER LINK	REAR R/L	1984-2016
AFL1926	STABILIZER LINK	FRONT R/L	1990-2016

MITSUBISHI ECLIPSE 2000 - 2004



Ruitai	Description	Position	Years
AFA8576	CONTROL ARM	REAR L	1994-2015
AFA7251	CONTROL ARM	LOW R	1999-2015
AFA7252	CONTROL ARM	LOW L	1999-2005
AFA7254	CONTROL ARM	LOW L	1989-1994, 1998-2007
AEL6395	STABILIZER LINK	FRONT R	1999-2005

AFR8279



AFR8279



AFA8576



AFA7252





AFA7254



AEL6395



Ruitai	Description	Position	Years
AFR8279	RACK END	R/L	2003-2016
AFA8576	CONTROL ARM	REAR L	1994-2015
AFA7252	CONTROL ARM	LOW L	1999-2005
AFA7254	CONTROL ARM	LOW L	1989-1994, 1998-2007
AEL6395	STABILIZER LINK	FRONT R	1999-2005



Ruitai	Description	Position	Years
AFR8279	RACK END	R/L	2003-2016
AET8252	TIE ROD END	OUT R/L	2004-2012
AFL5200	STABILIZER LINK	REAR R/L	2004-2012
AEL6449	STABILIZER LINK	FRONT R/L	2001-2012

AFR8279



AFR8279



AET8252



AET8252



AFL5200



AFL5200



Ruitai	Description	Position	Years
AFR8279	RACK END	R/L	2003-2016
AET8252	TIE ROD END	OUT R/L	2004-2012
AFL5200	STABILIZER LINK	REAR R/L	2004-2012

AFR8279



AFR8279



AET8252



AET8252



AFL5200



AFL5200



Ruitai	Description	Position	Years
AFR8279	RACK END	R/L	2003-2016
AET8252	TIE ROD END	OUT R/L	2004-2012
AFL5200	STABILIZER LINK	REAR R/L	2004-2012

AFR5020



AFR5020



AFL5196



Ruitai	Description	Position	Years
AFR5020	RACK END	R/L	1991-2015
AFL5196	STABILIZER LINK	FRONT	1984-2007

AFR5020



AFR5020



AFL5196



Ruitai	Description	Position	Years
AFR5020	RACK END	R/L	1991-2015
AFL5196	STABILIZER LINK	FRONT	1984-2007

AFA7251



Ruitai	Description	Position	Years
AFA7251	CONTROL ARM	LOW R	1999-2015

AFA7251



Ruitai	Description	Position	Years
AFA7251	CONTROL ARM	LOW R	1999-2015

AFA7251



Ruitai	Description	Position	Years
AFA7251	CONTROL ARM	LOW R	1999-2015

AFA7251



Ruitai	Description	Position	Years
AFA7251	CONTROL ARM	LOW R	1999-2015

AFR1623



AFR1623



AFT2821



AFB1082



AFB1082



AEL1928



AFL5196



AEL1928



Ruitai	Description	Position	Years
AFR1623	RACK END	R/L	1989-2004
AFT2821	TIE ROD END		1984-2015
AFB1082	BALL JOINT	LOW R/L	1979-2016
AEL1928	STABILIZER LINK	REAR R/L	1984-2016
AFL5196	STABILIZER LINK	FRONT	1984-2007



Ruitai	Description	Position	Years
AFR1623	RACK END	R/L	1989-2004
AFR5020	RACK END	R/L	1991-2015
AFT1326	TIE ROD END	OUT R/L	1982-2015
AFT2821	TIE ROD END		1984-2015
AFA2028	CONTROL ARM	LOW R	1991-2015
AFA2027	CONTROL ARM	LOW L	1991-2004
AEA2029	CONTROL ARM		1991-2004
AEA2030	CONTROL ARM		1991-1999
AFB1082	BALL JOINT	LOW R/L	1979-2016
AEL1928	STABILIZER LINK	REAR R/L	1984-2016
AFL1926	STABILIZER LINK	FRONT R/L	1990-2016
AFL5196	STABILIZER LINK	FRONT	1984-2007



Ruitai	Description	Position	Years
AFR1623	RACK END	R/L	1989-2004
AFR5020	RACK END	R/L	1991-2015
AFT1326	TIE ROD END	OUT R/L	1982-2015
AFT2821	TIE ROD END		1984-2015
AFA2028	CONTROL ARM	LOW R	1991-2015
AFA2027	CONTROL ARM	LOW L	1991-2004
AEA2029	CONTROL ARM		1991-2004
AEA2030	CONTROL ARM		1991-1999
AFB1082	BALL JOINT	LOW R/L	1979-2016
AEL1928	STABILIZER LINK	REAR R/L	1984-2016
AFL1926	STABILIZER LINK	FRONT R/L	1990-2016
AFL5196	STABILIZER LINK	FRONT	1984-2007

AFR1623



AFR5020



AFR5020



AFR1623



AFT1326



AFT2821



AFT1326



AFA2027



AEA2029



AEA2030



AFA2028



AFB1082



AFB1082



AEL1928



AFL1926



AFL5196



AFL1926



AEL1928



Ruitai	Description	Position	Years
AFR1623	RACK END	R/L	1989-2004
AFR5020	RACK END	R/L	1991-2015
AFT1326	TIE ROD END	OUT R/L	1982-2015
AFT2821	TIE ROD END		1984-2015
AFA2028	CONTROL ARM	LOW R	1991-2015
AFA2027	CONTROL ARM	LOW L	1991-2004
AEA2029	CONTROL ARM		1991-2004
AEA2030	CONTROL ARM		1991-1999
AFB1082	BALL JOINT	LOW R/L	1979-2016
AEL1928	STABILIZER LINK	REAR R/L	1984-2016
AFL1926	STABILIZER LINK	FRONT R/L	1990-2016
AFL5196	STABILIZER LINK	FRONT	1984-2007

AFT2821



AEL1928



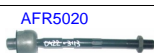
AFL5196



AEL1928



Ruitai	Description	Position	Years
AFT2821	TIE ROD END		1984-2015
AEL1928	STABILIZER LINK	REAR R/L	1984-2016
AFL5196	STABILIZER LINK	FRONT	1984-2007



Ruitai	Description	Position	Years
AFR5020	RACK END	R/L	1991-2015
AFT1326	TIE ROD END	OUT R/L	1982-2015
AFT2821	TIE ROD END		1984-2015
AFA3544	CONTROL ARM	UP R	1989-2015
AFA3543	CONTROL ARM	UP L	1989-2015
AFA2028	CONTROL ARM	LOW R	1991-2015
AFA4281	CONTROL ARM	LOW R	1992-2004
AFA2027	CONTROL ARM	LOW L	1991-2004
AFA4280	CONTROL ARM	LOW L	1992-2015
AEA2029	CONTROL ARM		1991-2004
AEA2030	CONTROL ARM		1991-1999
AEL1928	STABILIZER LINK	REAR R/L	1984-2016
AFL1926	STABILIZER LINK	FRONT R/L	1990-2016
AFL5196	STABILIZER LINK	FRONT	1984-2007



Ruitai	Description	Position	Years
AFR5020	RACK END	R/L	1991-2015
AFT1326	TIE ROD END	OUT R/L	1982-2015
AFT2821	TIE ROD END		1984-2015
AFA3544	CONTROL ARM	UP R	1989-2015
AFA3543	CONTROL ARM	UP L	1989-2015
AFA2028	CONTROL ARM	LOW R	1991-2015
AFA4281	CONTROL ARM	LOW R	1992-2004
AFA2027	CONTROL ARM	LOW L	1991-2004
AFA4280	CONTROL ARM	LOW L	1992-2015
AEA2029	CONTROL ARM		1991-2004
AEA2030	CONTROL ARM		1991-1999
AEL1928	STABILIZER LINK	REAR R/L	1984-2016
AFL1926	STABILIZER LINK	FRONT R/L	1990-2016
AFL5196	STABILIZER LINK	FRONT	1984-2007

AFA3543



AFA3544



Ruitai	Description	Position	Years
AFA3544	CONTROL ARM	UP R	1989-2015
AFA3543	CONTROL ARM	UP L	1989-2015

AFT2821



AFA3543



AFA3544



AEL1928



AFL5196



AEL1928



Ruitai	Description	Position	Years
AFT2821	TIE ROD END		1984-2015
AFA3544	CONTROL ARM	UP R	1989-2015
AFA3543	CONTROL ARM	UP L	1989-2015
AEL1928	STABILIZER LINK	REAR R/L	1984-2016
AFL5196	STABILIZER LINK	FRONT	1984-2007

MITSUBISHI ECLIPSE SPYDER 1995 - 1999

AFT2821



AFA3543



AFA3544



AEL1928



AFL5196



AEL1928



Ruitai	Description	Position	Years
AFT2821	TIE ROD END		1984-2015
AFA3544	CONTROL ARM	UP R	1989-2015
AFA3543	CONTROL ARM	UP L	1989-2015
AEL1928	STABILIZER LINK	REAR R/L	1984-2016
AFL5196	STABILIZER LINK	FRONT	1984-2007

AFA7251



Ruitai	Description	Position	Years
AFA7251	CONTROL ARM	LOW R	1999-2015

MITSUBISHI ECLIPSE SPYDER GS 2001 - 2015

auto parts
ruitai

AFA7251



Ruitai	Description	Position	Years
AFA7251	CONTROL ARM	LOW R	1999-2015

MITSUBISHI ECLIPSE SPYDER GT 2001 - 2015

auto parts
ruitai

AFA7251



Ruitai	Description	Position	Years
AFA7251	CONTROL ARM	LOW R	1999-2015

AFA7251



Ruitai	Description	Position	Years
AFA7251	CONTROL ARM	LOW R	1999-2015


AFA7251



Ruitai	Description	Position	Years
AFA7251	CONTROL ARM	LOW R	1999-2015

MITSUBISHI ENDEAVOR 2003

AEL8801



AEL8801



Ruitai	Description	Position	Years
AEL8801	STABILIZER LINK	REAR R/L	2003-2011

AFR8285



AFR8285



AET8252



AET8252



AEL8801



AFL5200



AEL6449



AEL6449



AFL5200



AEL8801



Ruitai	Description	Position	Years
AFR8285	RACK END	R/L	2004-2011
AET8252	TIE ROD END	OUT R/L	2004-2012
AEL8801	STABILIZER LINK	REAR R/L	2003-2011
AFL5200	STABILIZER LINK	REAR R/L	2004-2012
AEL6449	STABILIZER LINK	FRONT R/L	2001-2012

AFR8285



AFR8285



AET8252



AET8252



AEL8801



AFL5200



AEL6449



AEL6449



AFL5200



AEL8801



Ruitai	Description	Position	Years
AFR8285	RACK END	R/L	2004-2011
AET8252	TIE ROD END	OUT R/L	2004-2012
AEL8801	STABILIZER LINK	REAR R/L	2003-2011
AFL5200	STABILIZER LINK	REAR R/L	2004-2012
AEL6449	STABILIZER LINK	FRONT R/L	2001-2012

MITSUBISHI ETERNA IV 1988 - 1992

AEA4850



AFL5196



AFA6157



AEA4812



AFA6158



AEA4851



Ruitai	Description	Position	Years
AEA4851	CONTROL ARM	LOW R	1983-2015
AFA6158	CONTROL ARM	LOW R	1987-1992
AEA4850	CONTROL ARM	LOW L	1983-2015
AFA6157	CONTROL ARM	LOW L	1987-1993, 1998-2001
AEA4812	CONTROL ARM		1984-1996
AFL5196	STABILIZER LINK	FRONT	1984-2007

AEA4850



AFL5196



AFA6157



AEA4812



AFA6158



AEA4851



Ruitai	Description	Position	Years
AEA4851	CONTROL ARM	LOW R	1983-2015
AFA6158	CONTROL ARM	LOW R	1987-1992
AEA4850	CONTROL ARM	LOW L	1983-2015
AFA6157	CONTROL ARM	LOW L	1987-1993, 1998-2001
AEA4812	CONTROL ARM		1984-1996
AFL5196	STABILIZER LINK	FRONT	1984-2007

AEA4850



AFA6157



AFA6158



AEA4851



AFL5196



Ruitai	Description	Position	Years
AEA4851	CONTROL ARM	LOW R	1983-2015
AFA6158	CONTROL ARM	LOW R	1987-1992
AEA4850	CONTROL ARM	LOW L	1983-2015
AFA6157	CONTROL ARM	LOW L	1987-1993, 1998-2001
AFL5196	STABILIZER LINK	FRONT	1984-2007

AEA4850



AFA6157



AFA6158



AEA4851



AFL5196



Ruitai	Description	Position	Years
AEA4851	CONTROL ARM	LOW R	1983-2015
AFA6158	CONTROL ARM	LOW R	1987-1992
AEA4850	CONTROL ARM	LOW L	1983-2015
AFA6157	CONTROL ARM	LOW L	1987-1993, 1998-2001
AFL5196	STABILIZER LINK	FRONT	1984-2007

AEA4850



Ruitai	Description	Position	Years
AEA4850	CONTROL ARM	LOW L	1983-2015

AEA4850




Ruitai	Description	Position	Years
AEA4850	CONTROL ARM	LOW L	1983-2015

AEA4850




Ruitai	Description	Position	Years
AEA4850	CONTROL ARM	LOW L	1983-2015



Ruitai	Description	Position	Years
AFR1619	RACK END	R/L	1982-2015
AFR1625	RACK END	R/L	1982-2015
AFR1626	RACK END	R/L	1984-2015
AFT1327	TIE ROD END	OUT R/L	1986-2015
AFT1345	TIE ROD END	OUT R/L	1984-2015
AFT2823	TIE ROD END		1983-2015
AFT4623	TIE ROD END		1986-2015
AFA2880	CONTROL ARM	LOW R	1986-2015
AFA2879	CONTROL ARM	LOW L	1986-2015
AFA3540	CONTROL ARM		1980-2015
AFB1085	BALL JOINT	UP R/L	1986-2015
AFB1084	BALL JOINT	LOW R/L	1986-2015
AFB2799	BALL JOINT		1986-2015
AFB2800	BALL JOINT		1986-2015
AFL1930	STABILIZER LINK		1986-2015

MITSUBISHI EXPRESS BUS 4WD 1986 - 2015



Ruitai	Description	Position	Years
AFR1619	RACK END	R/L	1982-2015
AFR1625	RACK END	R/L	1982-2015
AFR1626	RACK END	R/L	1984-2015
AFT1327	TIE ROD END	OUT R/L	1986-2015
AFT1345	TIE ROD END	OUT R/L	1984-2015
AFT2823	TIE ROD END		1983-2015
AFT4623	TIE ROD END		1986-2015
AFA2880	CONTROL ARM	LOW R	1986-2015
AFA2879	CONTROL ARM	LOW L	1986-2015
AFA3540	CONTROL ARM		1980-2015
AFB1085	BALL JOINT	UP R/L	1986-2015
AFB1084	BALL JOINT	LOW R/L	1986-2015
AFB2799	BALL JOINT		1986-2015
AFB2800	BALL JOINT		1986-2015
AFL1930	STABILIZER LINK		1986-2015

MITSUBISHI EXPRESS BUS 4WD 1986 - 1987

AFT1327



AFT1345



AFT2823



AFT4623



AFT1345



AFT1327



AFA2879



AFA3540



AFA2880



AFB1085



AFB1083



AFB3845



AFB3846



AFB1083



AFB1085



AFB2799

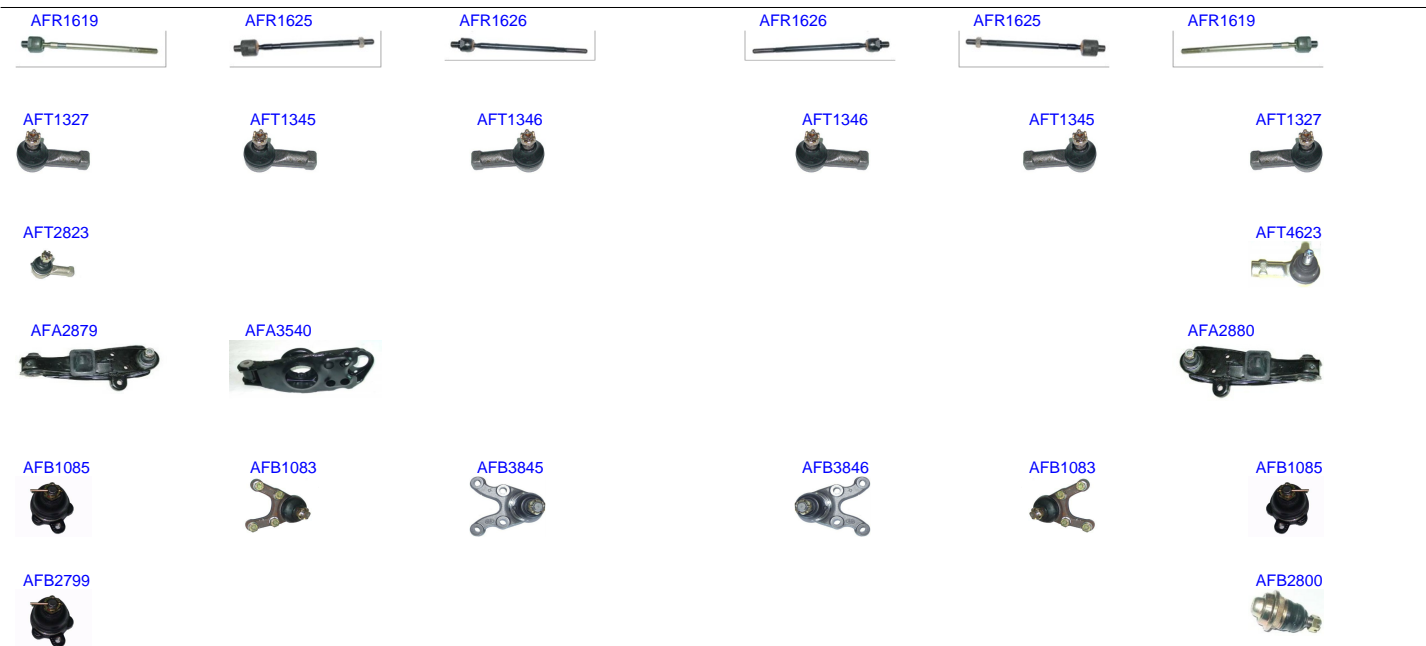


AFB2800

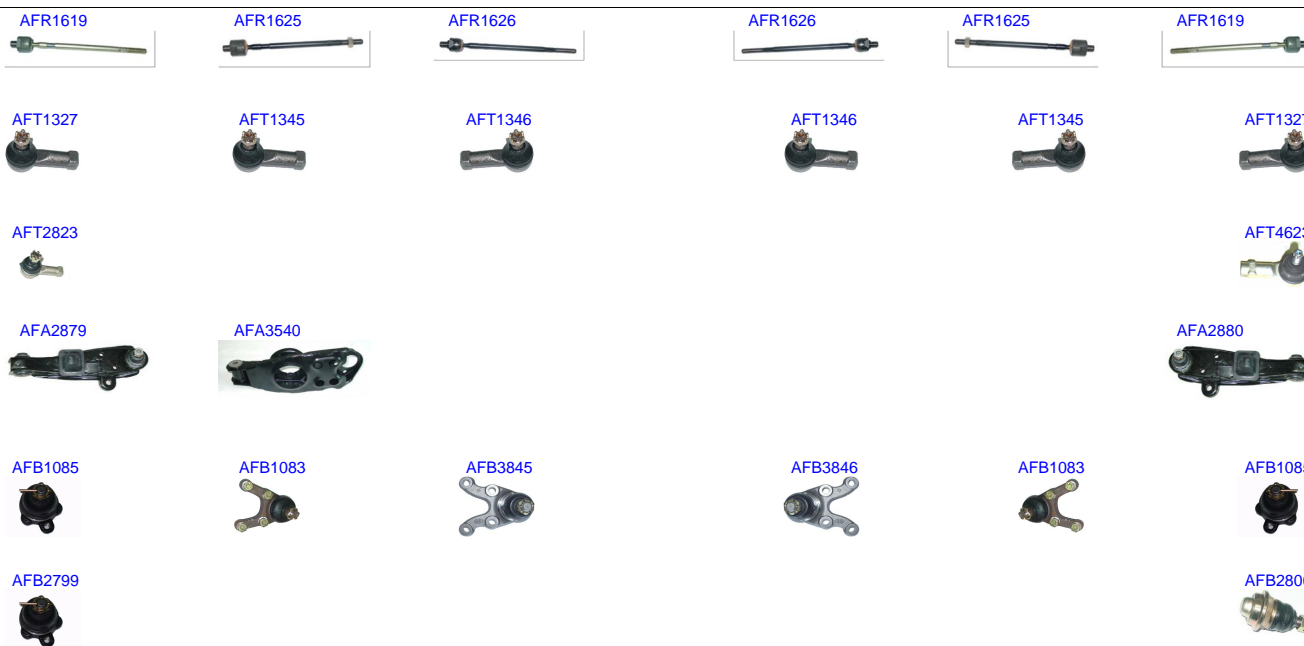


Ruitai	Description	Position	Years
AFT1327	TIE ROD END	OUT R/L	1986-2015
AFT1345	TIE ROD END	OUT R/L	1984-2015
AFT2823	TIE ROD END		1983-2015
AFT4623	TIE ROD END		1986-2015
AFA2880	CONTROL ARM	LOW R	1986-2015
AFA2879	CONTROL ARM	LOW L	1986-2015
AFA3540	CONTROL ARM		1980-2015
AFB1085	BALL JOINT	UP R/L	1986-2015
AFB1083	BALL JOINT	LOW R/L	1980-2015
AFB3846	BALL JOINT	LOW R	1986-2015
AFB3845	BALL JOINT	LOW L	1986-2015
AFB2799	BALL JOINT		1986-2015
AFB2800	BALL JOINT		1986-2015

MITSUBISHI EXPRESS BUS 4WD 1988 - 2015



Ruitai	Description	Position	Years
AFR1619	RACK END	R/L	1982-2015
AFR1625	RACK END	R/L	1982-2015
AFR1626	RACK END	R/L	1984-2015
AFT1327	TIE ROD END	OUT R/L	1986-2015
AFT1345	TIE ROD END	OUT R/L	1984-2015
AFT1346	TIE ROD END	IN R/L	1988-2015
AFT2823	TIE ROD END		1983-2015
AFT4623	TIE ROD END		1986-2015
AFA2880	CONTROL ARM	LOW R	1986-2015
AFA2879	CONTROL ARM	LOW L	1986-2015
AFA3540	CONTROL ARM		1980-2015
AFB1085	BALL JOINT	UP R/L	1986-2015
AFB1083	BALL JOINT	LOW R/L	1980-2015
AFB3846	BALL JOINT	LOW R	1986-2015
AFB3845	BALL JOINT	LOW L	1986-2015
AFB2799	BALL JOINT		1986-2015
AFB2800	BALL JOINT		1986-2015



Ruitai	Description	Position	Years
AFR1619	RACK END	R/L	1982-2015
AFR1625	RACK END	R/L	1982-2015
AFR1626	RACK END	R/L	1984-2015
AFT1327	TIE ROD END	OUT R/L	1986-2015
AFT1345	TIE ROD END	OUT R/L	1984-2015
AFT1346	TIE ROD END	IN R/L	1988-2015
AFT2823	TIE ROD END		1983-2015
AFT4623	TIE ROD END		1986-2015
AFA2880	CONTROL ARM	LOW R	1986-2015
AFA2879	CONTROL ARM	LOW L	1986-2015
AFA3540	CONTROL ARM		1980-2015
AFB1085	BALL JOINT	UP R/L	1986-2015
AFB1083	BALL JOINT	LOW R/L	1980-2015
AFB3846	BALL JOINT	LOW R	1986-2015
AFB3845	BALL JOINT	LOW L	1986-2015
AFB2799	BALL JOINT		1986-2015
AFB2800	BALL JOINT		1986-2015

MITSUBISHI FORYE 1978 - 1979

AFT1321



AFT1323



AFT1329



AFT1321



AFB1078



AFB1079



AFB1079



AFB1078



AFP4113



AFP4113



Ruitai	Description	Position	Years
AFT1321	TIE ROD END	OUT R/L	1969-2015
AFT1329	TIE ROD END	IN R	1978-2015
AFT1323	TIE ROD END	IN L	1976-2015
AFB1078	BALL JOINT	UP R/L	1976-1986
AFB1079	BALL JOINT	LOW R/L	1978-1986
AFP4113	PITMAN ARM	R/L	1976-1986

AFT1321



AFT1323



AFT1329



AFT1321



AFB1078



AFB1080



AFB1074



AFB1074



AFB1080



AFB1078



AFB1079



AFB1079



AFI1798



AFI1798



AFP1859



AFP4113



AFP4113



AFP1859



Ruitai	Description	Position	Years
AFT1321	TIE ROD END	OUT R/L	1969-2015
AFT1329	TIE ROD END	IN R	1978-2015
AFT1323	TIE ROD END	IN L	1976-2015
AFB1078	BALL JOINT	UP R/L	1976-1986
AFB1080	BALL JOINT	UP R/L	1980-2015
AFB1074	BALL JOINT	LOW R/L	1980-2015
AFB1079	BALL JOINT	LOW R/L	1978-1986
AFI1798	IDLER ARM	R/L	1980-2015
AFP1859	PITMAN ARM	R/L	1980-2015
AFP4113	PITMAN ARM	R/L	1976-1986

AFT1321



AFT1323



AFT1329



AFT1321



AFB1080



AFB1074



AFB1074



AFB1080



AFI1798



AFI1798



AFP1859



AFP1859



Ruitai	Description	Position	Years
AFT1321	TIE ROD END	OUT R/L	1969-2015
AFT1329	TIE ROD END	IN R	1978-2015
AFT1323	TIE ROD END	IN L	1976-2015
AFB1080	BALL JOINT	UP R/L	1980-2015
AFB1074	BALL JOINT	LOW R/L	1980-2015
AFI1798	IDLER ARM	R/L	1980-2015
AFP1859	PITMAN ARM	R/L	1980-2015

AFT1321



AFT1323



AFT1329



AFT1321



AFB1080



AFB1091



AFB1074



AFB1074



AFB1091



AFB1080



AFI1798



AFI1799



AFI1798



AFP1859



AFP1859



Ruitai	Description	Position	Years
AFT1321	TIE ROD END	OUT R/L	1969-2015
AFT1329	TIE ROD END	IN R	1978-2015
AFT1323	TIE ROD END	IN L	1976-2015
AFB1080	BALL JOINT	UP R/L	1980-2015
AFB1091	BALL JOINT	UP R/L	1986-2015
AFB1074	BALL JOINT	LOW R/L	1980-2015
AFI1798	IDLER ARM	R/L	1980-2015
AFI1799	IDLER ARM	RHD	1986-2015
AFP1859	PITMAN ARM	R/L	1980-2015

AFT1321



AFT1323



AFT1329



AFT1321



AFB1080



AFB1091



AFB1074



AFB1074



AFB1091



AFB1080



AFI1798



AFI1799



AFI1798



AFP1859



AFP1859



Ruitai	Description	Position	Years
AFT1321	TIE ROD END	OUT R/L	1969-2015
AFT1329	TIE ROD END	IN R	1978-2015
AFT1323	TIE ROD END	IN L	1976-2015
AFB1080	BALL JOINT	UP R/L	1980-2015
AFB1091	BALL JOINT	UP R/L	1986-2015
AFB1074	BALL JOINT	LOW R/L	1980-2015
AFI1798	IDLER ARM	R/L	1980-2015
AFI1799	IDLER ARM	RHD	1986-2015
AFP1859	PITMAN ARM	R/L	1980-2015

AFT1340



AFT1340



AFB1080



AFB1083



AFB1083



AFB1080



AFH6708



AFH6708



AFI1805



AFP1862



AFP1862



Ruitai	Description	Position	Years
AFT1340	TIE ROD END	OUT R/L	1980-2015
AFB1080	BALL JOINT	UP R/L	1980-2015
AFB1083	BALL JOINT	LOW R/L	1980-2015
AFH6708	ARM SHAFT	UP R/L	1980-2015
AFI1805	IDLER ARM	LHD	1980-2015
AFP1862	PITMAN ARM	R/L	1980-2015

AFT1340



AFT1340



AFB1080



AFB1091



AFB1083



AFB1083



AFB1091



AFB1080



AFH6708



AFH6708



AFI1805



AFP1862



AFP8027



AFP8027



AFP1862



Ruitai	Description	Position	Years
AFT1340	TIE ROD END	OUT R/L	1980-2015
AFB1080	BALL JOINT	UP R/L	1980-2015
AFB1091	BALL JOINT	UP R/L	1986-2015
AFB1083	BALL JOINT	LOW R/L	1980-2015
AFH6708	ARM SHAFT	UP R/L	1980-2015
AFI1805	IDLER ARM	LHD	1980-2015
AFP1862	PITMAN ARM	R/L	1980-2015
AFP8027	PITMAN ARM	R/L	1986-2015

AFT1340



AFT1340



AFB1080



AFB1083



AFB1083



AFB1080



AFH6708



AFH6708



AFI1805



AFP1862



AFP1862



Ruitai	Description	Position	Years
AFT1340	TIE ROD END	OUT R/L	1980-2015
AFB1080	BALL JOINT	UP R/L	1980-2015
AFB1083	BALL JOINT	LOW R/L	1980-2015
AFH6708	ARM SHAFT	UP R/L	1980-2015
AFI1805	IDLER ARM	LHD	1980-2015
AFP1862	PITMAN ARM	R/L	1980-2015

AFT1340



AFT1340



AFB1080



AFB1083



AFB1083



AFB1080



AFH6708



AFH6708



AFI1805



AFP1862



AFP1862



Ruitai	Description	Position	Years
AFT1340	TIE ROD END	OUT R/L	1980-2015
AFB1080	BALL JOINT	UP R/L	1980-2015
AFB1083	BALL JOINT	LOW R/L	1980-2015
AFH6708	ARM SHAFT	UP R/L	1980-2015
AFI1805	IDLER ARM	LHD	1980-2015
AFP1862	PITMAN ARM	R/L	1980-2015

AFR1621



AFR1621



AFT1339



AFT1339



AFL1921



AFL4342



AFL4341



AFL1921



Ruitai	Description	Position	Years
AFR1621	RACK END	R/L	1991-2015
AFT1339	TIE ROD END	OUT R/L	1983-2016
AFL1921	STABILIZER LINK	REAR R/L	1992-2015
AFL4341	STABILIZER LINK	FRONT R	1991-2016
AFL4342	STABILIZER LINK	FRONT L	1991-2016

AFR1621



AFR1621



AFT1339



AFT1339



AFL1921



AFL1921



Ruitai	Description	Position	Years
AFR1621	RACK END	R/L	1991-2015
AFT1339	TIE ROD END	OUT R/L	1983-2016
AFL1921	STABILIZER LINK	REAR R/L	1992-2015

AFR1621



AFR1621



AFT1339



AFT1339



AFL1921



AFL1921



Ruitai	Description	Position	Years
AFR1621	RACK END	R/L	1991-2015
AFT1339	TIE ROD END	OUT R/L	1983-2016
AFL1921	STABILIZER LINK	REAR R/L	1992-2015

AFA3543



AFB1081



AFA3544



Ruitai	Description	Position	Years
AFA3544	CONTROL ARM	UP R	1989-2015
AFA3543	CONTROL ARM	UP L	1989-2015
AFB1081	BALL JOINT		1986-2015

AFA3543



AFB1081



AFA3544



Ruitai	Description	Position	Years
AFA3544	CONTROL ARM	UP R	1989-2015
AFA3543	CONTROL ARM	UP L	1989-2015
AFB1081	BALL JOINT		1986-2015

AFT3851



AFT3850



Ruitai	Description	Position	Years
AFT3850	TIE ROD END	OUT R	1965-1984
AFT3851	TIE ROD END	OUT L	1965-1984

AFT1337



AFT1336



Ruitai	Description	Position	Years
AFT1336	TIE ROD END	OUT R	1988-2015
AFT1337	TIE ROD END	OUT L	1988-2015

AFT1337



AFT1336



Ruitai	Description	Position	Years
AFT1336	TIE ROD END	OUT R	1988-2015
AFT1337	TIE ROD END	OUT L	1988-2015

AFT1321



AFT1323



AFT1322



AFT1321



AFB1086



AFB1087



AFB1087



AFB1086



AFI4351



AFI4351



AFP4113



AFP4113



Ruitai	Description	Position	Years
AFT1321	TIE ROD END	OUT R/L	1969-2015
AFT1322	TIE ROD END	IN R	1976-1989
AFT1323	TIE ROD END	IN L	1976-2015
AFB1086	BALL JOINT	LOW R/L	1973-2015
AFB1087	BALL JOINT	LOW R/L	1974-2015
AFI4351	IDLER ARM	R/L	1976-1986
AFP4113	PITMAN ARM	R/L	1976-1986

AFB9540



Ruitai	Description	Position	Years
AFB9540	BALL JOINT		1982-2006

AFR1619



AFR1619



AFB1082



AFB9540



AFB1082



Ruitai	Description	Position	Years
AFR1619	RACK END	R/L	1982-2015
AFB1082	BALL JOINT	LOW R/L	1979-2016
AFB9540	BALL JOINT		1982-2006

AFR1619



AFR1619



AFA6157



AFB1082



AFB9540



AFB1082



Ruitai	Description	Position	Years
AFR1619	RACK END	R/L	1982-2015
AFA6157	CONTROL ARM	LOW L	1987-1993, 1998-2001
AFB1082	BALL JOINT	LOW R/L	1979-2016
AFB9540	BALL JOINT		1982-2006

AFA6157



AFA7254



AFB1082



AFB9540



AFB1082



Ruitai	Description	Position	Years
AFA6157	CONTROL ARM	LOW L	1987-1993, 1998-2001
AFA7254	CONTROL ARM	LOW L	1989-1994, 1998-2007
AFB1082	BALL JOINT	LOW R/L	1979-2016
AFB9540	BALL JOINT		1982-2006

AEA2029



AFA3543



AFA6157



AFA3544



AFA7254



AFB1082



AFB9540



AFB1082



AEL1928



AEL1928



Ruitai	Description	Position	Years
AEA2029	CONTROL ARM		1991-2004
AFA3544	CONTROL ARM	UP R	1989-2015
AFA3543	CONTROL ARM	UP L	1989-2015
AFA6157	CONTROL ARM	LOW L	1987-1993, 1998-2001
AFA7254	CONTROL ARM	LOW L	1989-1994, 1998-2007
AFB1082	BALL JOINT	LOW R/L	1979-2016
AFB9540	BALL JOINT		1982-2006
AEL1928	STABILIZER LINK	REAR R/L	1984-2016

AEA2029



AFA3543



AFA6157



AFA3544



AFA7254



AFB1082



AFB1082



AEL1928



AEL1928



Ruitai	Description	Position	Years
AEA2029	CONTROL ARM		1991-2004
AFA3544	CONTROL ARM	UP R	1989-2015
AFA3543	CONTROL ARM	UP L	1989-2015
AFA6157	CONTROL ARM	LOW L	1987-1993, 1998-2001
AFA7254	CONTROL ARM	LOW L	1989-1994, 1998-2007
AFB1082	BALL JOINT	LOW R/L	1979-2016
AEL1928	STABILIZER LINK	REAR R/L	1984-2016

MITSUBISHI GALANT 1994 - 1995

AEA2029



AFA3543



AFA8576



AFA3544



AEL1928



AEL1928



Ruitai	Description	Position	Years
AEA2029	CONTROL ARM		1991-2004
AFA3544	CONTROL ARM	UP R	1989-2015
AFA3543	CONTROL ARM	UP L	1989-2015
AFA8576	CONTROL ARM	REAR L	1994-2015
AEL1928	STABILIZER LINK	REAR R/L	1984-2016

AEA2029



AFA3543



AFA8576



AFA3544



AFB1082



AFB1082



AEL1928



AFL1931



AFL1926



AFL1926



AFL1931



AEL1928



Ruitai	Description	Position	Years
AEA2029	CONTROL ARM		1991-2004
AFA3544	CONTROL ARM	UP R	1989-2015
AFA3543	CONTROL ARM	UP L	1989-2015
AFA8576	CONTROL ARM	REAR L	1994-2015
AFB1082	BALL JOINT	LOW R/L	1979-2016
AEL1928	STABILIZER LINK	REAR R/L	1984-2016
AFL1931	STABILIZER LINK	REAR R/L	1990-2004
AFL1926	STABILIZER LINK	FRONT R/L	1990-2016

MITSUBISHI GALANT 1997

AEA2029



AFA3543



AFA8576



AFA3544



AFB1082



AFB1082



AFL1931



AFL1926



AFL1926



AFL1931



Ruitai	Description	Position	Years
AEA2029	CONTROL ARM		1991-2004
AFA3544	CONTROL ARM	UP R	1989-2015
AFA3543	CONTROL ARM	UP L	1989-2015
AFA8576	CONTROL ARM	REAR L	1994-2015
AFB1082	BALL JOINT	LOW R/L	1979-2016
AFL1931	STABILIZER LINK	REAR R/L	1990-2004
AFL1926	STABILIZER LINK	FRONT R/L	1990-2016

AEA2029



AFA3543



AFA8576



AFA3544



AFA6157



AFA7254



AFB1082



AFB1082



AFL1931



AFL1926



AFL1926



AFL1931



Ruitai	Description	Position	Years
AEA2029	CONTROL ARM		1991-2004
AFA3544	CONTROL ARM	UP R	1989-2015
AFA3543	CONTROL ARM	UP L	1989-2015
AFA8576	CONTROL ARM	REAR L	1994-2015
AFA6157	CONTROL ARM	LOW L	1987-1993, 1998-2001
AFA7254	CONTROL ARM	LOW L	1989-1994, 1998-2007
AFB1082	BALL JOINT	LOW R/L	1979-2016
AFL1931	STABILIZER LINK	REAR R/L	1990-2004
AFL1926	STABILIZER LINK	FRONT R/L	1990-2016

AEA2029



AFA3543



AFA8576



AFA7251



AFA3544



AFA6157



AFA7252



AFA7254



AFB1082



AFB1082



AFL1931



AFL1926



AEL6395



AFL1926



AFL1931



Ruitai	Description	Position	Years
AEA2029	CONTROL ARM		1991-2004
AFA3544	CONTROL ARM	UP R	1989-2015
AFA3543	CONTROL ARM	UP L	1989-2015
AFA8576	CONTROL ARM	REAR L	1994-2015
AFA7251	CONTROL ARM	LOW R	1999-2015
AFA6157	CONTROL ARM	LOW L	1987-1993, 1998-2001
AFA7252	CONTROL ARM	LOW L	1999-2005
AFA7254	CONTROL ARM	LOW L	1989-1994, 1998-2007
AFB1082	BALL JOINT	LOW R/L	1979-2016
AFL1931	STABILIZER LINK	REAR R/L	1990-2004
AFL1926	STABILIZER LINK	FRONT R/L	1990-2016
AEL6395	STABILIZER LINK	FRONT R	1999-2005

AEA2029



AFA3543



AFA8576



AFA7251



AFA3544



AFA7252



AFA7254



AFB1082



AFB1082



AFL1931



AFL1926



AEL6395



AFL1926



AFL1931



Ruitai	Description	Position	Years
AEA2029	CONTROL ARM		1991-2004
AFA3544	CONTROL ARM	UP R	1989-2015
AFA3543	CONTROL ARM	UP L	1989-2015
AFA8576	CONTROL ARM	REAR L	1994-2015
AFA7251	CONTROL ARM	LOW R	1999-2015
AFA7252	CONTROL ARM	LOW L	1999-2005
AFA7254	CONTROL ARM	LOW L	1989-1994, 1998-2007
AFB1082	BALL JOINT	LOW R/L	1979-2016
AFL1931	STABILIZER LINK	REAR R/L	1990-2004
AFL1926	STABILIZER LINK	FRONT R/L	1990-2016
AEL6395	STABILIZER LINK	FRONT R	1999-2005

AFR8279



AFR8279



AEA2029



AFA3543



AFA8576



AEA7807



AFA7251



AFA3544



AFA7252



AFA7254



AEA7808



AFB1082



AFB1082



AFL1931



AFL1926



AEL6395



AFL1926





AFL1931



Ruitai	Description	Position	Years
AFR8279	RACK END	R/L	2003-2016
AEA2029	CONTROL ARM		1991-2004
AFA3544	CONTROL ARM	UP R	1989-2015
AFA3543	CONTROL ARM	UP L	1989-2015
AFA8576	CONTROL ARM	REAR L	1994-2015
AFA7251	CONTROL ARM	LOW R	1999-2015
AFA7252	CONTROL ARM	LOW L	1999-2005
AFA7254	CONTROL ARM	LOW L	1989-1994, 1998-2007
AEA7807	CONTROL ARM		2003-2015
AEA7808	CONTROL ARM		2003-2015
AFB1082	BALL JOINT	LOW R/L	1979-2016
AFL1931	STABILIZER LINK	REAR R/L	1990-2004
AFL1926	STABILIZER LINK	FRONT R/L	1990-2016
AEL6395	STABILIZER LINK	FRONT R	1999-2005



Ruitai	Description	Position	Years
AFR8279	RACK END	R/L	2003-2016
AET8252	TIE ROD END	OUT R/L	2004-2012
AEA2029	CONTROL ARM		1991-2004
AFA3544	CONTROL ARM	UP R	1989-2015
AFA3543	CONTROL ARM	UP L	1989-2015
AEA7807	CONTROL ARM		2003-2015
AEA7808	CONTROL ARM		2003-2015
AFB1082	BALL JOINT	LOW R/L	1979-2016
AFL1931	STABILIZER LINK	REAR R/L	1990-2004
AFL5200	STABILIZER LINK	REAR R/L	2004-2012
AEL6449	STABILIZER LINK	FRONT R/L	2001-2012
AFL1926	STABILIZER LINK	FRONT R/L	1990-2016



Ruitai	Description	Position	Years
AFR8279	RACK END	R/L	2003-2016
AET8252	TIE ROD END	OUT R/L	2004-2012
AEA7807	CONTROL ARM		2003-2015
AEA7808	CONTROL ARM		2003-2015
AFL5200	STABILIZER LINK	REAR R/L	2004-2012
AEL6449	STABILIZER LINK	FRONT R/L	2001-2012

AFR8279



AFR8279



AEA7807



AEA7808



AFL5200



AEL6449



AEL6449



AFL5200



Ruitai	Description	Position	Years
AFR8279	RACK END	R/L	2003-2016
AEA7807	CONTROL ARM		2003-2015
AEA7808	CONTROL ARM		2003-2015
AFL5200	STABILIZER LINK	REAR R/L	2004-2012
AEL6449	STABILIZER LINK	FRONT R/L	2001-2012

AFR8279



AFR8279



AEA7807



AEA7808



Ruitai	Description	Position	Years
AFR8279	RACK END	R/L	2003-2016
AEA7807	CONTROL ARM		2003-2015
AEA7808	CONTROL ARM		2003-2015

AFR8279



AFR8279



Ruitai	Description	Position	Years
AFR8279	RACK END	R/L	2003-2016

AFR8279

AFR8279

Ruitai	Description	Position	Years
AFR8279	RACK END	R/L	2003-2016

AFB1082



AFB1082



AFL1931



AFL1926



AFL1926



AFL1931



Ruitai	Description	Position	Years
AFB1082	BALL JOINT	LOW R/L	1979-2016
AFL1931	STABILIZER LINK	REAR R/L	1990-2004
AFL1926	STABILIZER LINK	FRONT R/L	1990-2016

AFB1082



AFB1082



AFL1931



AFL1926



AFL1926



AFL1931



Ruitai	Description	Position	Years
AFB1082	BALL JOINT	LOW R/L	1979-2016
AFL1931	STABILIZER LINK	REAR R/L	1990-2004
AFL1926	STABILIZER LINK	FRONT R/L	1990-2016

AFC4142



AFT1321



AFT1328



AFT1328



AFT1321



AFB4151



AFB4151



AFI4122



Ruitai	Description	Position	Years
AFC4142	CROSS ROD	RHD	1969-1976
AFT1321	TIE ROD END	OUT R/L	1969-2015
AFT1328	TIE ROD END	IN R/L	1969-1984
AFB4151	BALL JOINT	LOW R/L	1969-1973
AFI4122	IDLER ARM	RHD	1969-1976

AFC4142



AFT1321



AFT1328



AFT1328



AFT1321



AFB1086



AFB4151



AFB4151



AFB1086



AFI4122



Ruitai	Description	Position	Years
AFC4142	CROSS ROD	RHD	1969-1976
AFT1321	TIE ROD END	OUT R/L	1969-2015
AFT1328	TIE ROD END	IN R/L	1969-1984
AFB1086	BALL JOINT	LOW R/L	1973-2015
AFB4151	BALL JOINT	LOW R/L	1969-1973
AFI4122	IDLER ARM	RHD	1969-1976

AFC4142



AFT1321



AFT1328



AFT1328



AFT1321



AFB1086



AFB1086



AFI4122



Ruitai	Description	Position	Years
AFC4142	CROSS ROD	RHD	1969-1976
AFT1321	TIE ROD END	OUT R/L	1969-2015
AFT1328	TIE ROD END	IN R/L	1969-1984
AFB1086	BALL JOINT	LOW R/L	1973-2015
AFI4122	IDLER ARM	RHD	1969-1976

MITSUBISHI GALANT ETERNA ?? 1974 - 1976

AFC4142



AFT1321



AFT1328



AFT1328



AFT1321



AFB1086



AFB1086



AFI4122



Ruitai	Description	Position	Years
AFC4142	CROSS ROD	RHD	1969-1976
AFT1321	TIE ROD END	OUT R/L	1969-2015
AFT1328	TIE ROD END	IN R/L	1969-1984
AFB1086	BALL JOINT	LOW R/L	1973-2015
AFI4122	IDLER ARM	RHD	1969-1976

MITSUBISHI GALANT ETERNA ?? 1976 - 1979

all parts
ruitai

AFT1321



AFT1323



AFT1322



AFT1321



AFB1086



AFB1086



AFI4351



AFI4351



AFP4112



AFP4113



AFP4113



AFP4112



Ruitai	Description	Position	Years
AFT1321	TIE ROD END	OUT R/L	1969-2015
AFT1322	TIE ROD END	IN R	1976-1989
AFT1323	TIE ROD END	IN L	1976-2015
AFB1086	BALL JOINT	LOW R/L	1973-2015
AFI4351	IDLER ARM	R/L	1976-1986
AFP4112	PITMAN ARM	R/L	1976-1980
AFP4113	PITMAN ARM	R/L	1976-1986

AFT1321



AFT1323



AFT1322



AET5731



AFT1321



AFB1086



AFB4152



AFB4152



AFB1086



AFI4351



AFI4351



AFP4112



AFP4113



AFP4113




AFP4112



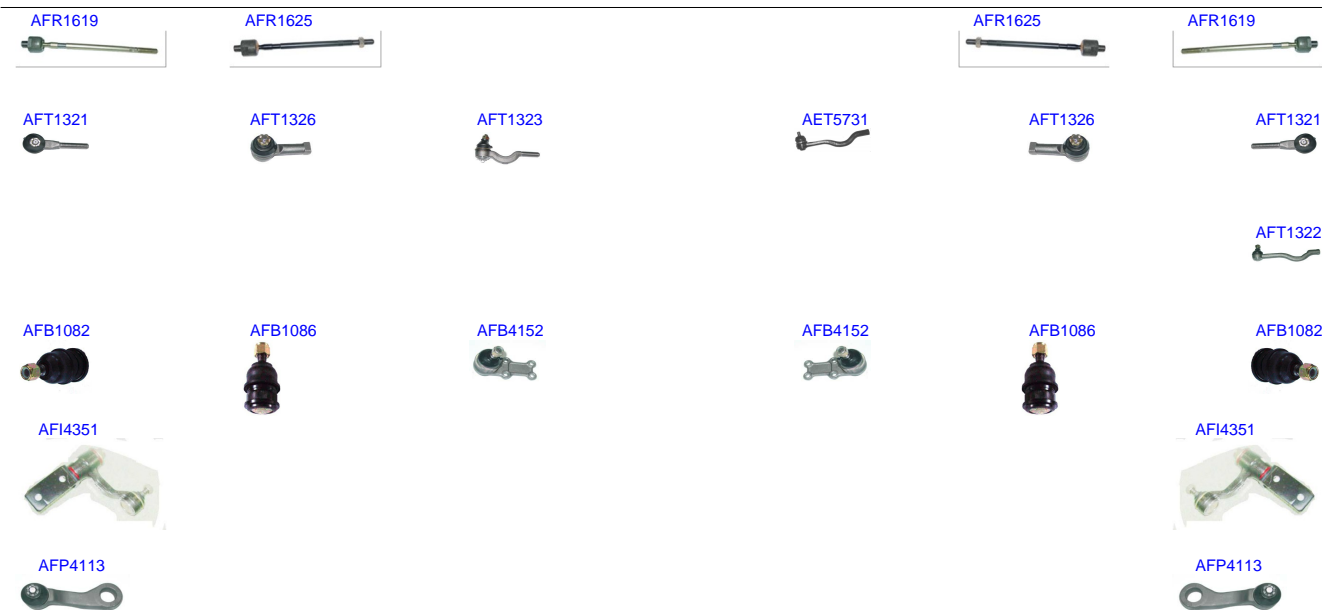
Ruitai	Description	Position	Years
AFT1321	TIE ROD END	OUT R/L	1969-2015
AET5731	TIE ROD END	IN R	1980-1990
AFT1322	TIE ROD END	IN R	1976-1989
AFT1323	TIE ROD END	IN L	1976-2015
AFB1086	BALL JOINT	LOW R/L	1973-2015
AFB4152	BALL JOINT	LOW R/L	1980-1990
AFI4351	IDLER ARM	R/L	1976-1986
AFP4112	PITMAN ARM	R/L	1976-1980
AFP4113	PITMAN ARM	R/L	1976-1986

MITSUBISHI GALANT ETERNA ?? 1981 - 1982



Ruitai	Description	Position	Years
AFT1321	TIE ROD END	OUT R/L	1969-2015
AET5731	TIE ROD END	IN R	1980-1990
AFT1322	TIE ROD END	IN R	1976-1989
AFT1323	TIE ROD END	IN L	1976-2015
AFB1086	BALL JOINT	LOW R/L	1973-2015
AFB4152	BALL JOINT	LOW R/L	1980-1990
AFI4351	IDLER ARM	R/L	1976-1986
AFP4113	PITMAN ARM	R/L	1976-1986

MITSUBISHI GALANT ETERNA ?? 1983 - 1986



Ruitai	Description	Position	Years
AFR1619	RACK END	R/L	1982-2015
AFR1625	RACK END	R/L	1982-2015
AFT1321	TIE ROD END	OUT R/L	1969-2015
AFT1326	TIE ROD END	OUT R/L	1982-2015
AET5731	TIE ROD END	IN R	1980-1990
AFT1322	TIE ROD END	IN R	1976-1989
AFT1323	TIE ROD END	IN L	1976-2015
AFB1082	BALL JOINT	LOW R/L	1979-2016
AFB1086	BALL JOINT	LOW R/L	1973-2015
AFB4152	BALL JOINT	LOW R/L	1980-1990
AFI4351	IDLER ARM	R/L	1976-1986
AFP4113	PITMAN ARM	R/L	1976-1986

MITSUBISHI GALANT ETERNA ?? 1987 - 1989

auto parts
ruitai

AFR1619



AFR1625



AFR1629



AFR1629



AFR1625



AFR1619



AFT1326



AFT1326



AFB1082



AFB1082



Ruitai	Description	Position	Years
AFR1619	RACK END	R/L	1982-2015
AFR1625	RACK END	R/L	1982-2015
AFR1629	RACK END	R/L	1984-1992
AFT1326	TIE ROD END	OUT R/L	1982-2015
AFB1082	BALL JOINT	LOW R/L	1979-2016

MITSUBISHI GALANT ETERNA ?? 1990 - 1991

all parts
ruitai

AFR1619



AFR1629



AFR1629



AFR1619



AFT1326



AFT1326



AFB1082



AFB1082



Ruitai	Description	Position	Years
AFR1619	RACK END	R/L	1982-2015
AFR1629	RACK END	R/L	1984-1992
AFT1326	TIE ROD END	OUT R/L	1982-2015
AFB1082	BALL JOINT	LOW R/L	1979-2016



Ruitai	Description	Position	Years
AFR1619	RACK END	R/L	1982-2015
AFR1623	RACK END	R/L	1989-2004
AFR1629	RACK END	R/L	1984-1992
AFT1326	TIE ROD END	OUT R/L	1982-2015
AFA2028	CONTROL ARM	LOW R	1991-2015
AFA2027	CONTROL ARM	LOW L	1991-2004
AFA4280	CONTROL ARM	LOW L	1992-2015
AFB4153	BALL JOINT	UP R/L	1992-2015
AFB1082	BALL JOINT	LOW R/L	1979-2016
AFL1926	STABILIZER LINK	FRONT R/L	1990-2016

MITSUBISHI GALANT ETERNA ?? 1993 - 1995

AFR1623



AFR1623



AFT1326



AFT1326



AFA2027



AFA4280



AFA2028



AFB4153



AFB4153



AFL1926



AFL1926



Ruitai	Description	Position	Years
AFR1623	RACK END	R/L	1989-2004
AFT1326	TIE ROD END	OUT R/L	1982-2015
AFA2028	CONTROL ARM	LOW R	1991-2015
AFA2027	CONTROL ARM	LOW L	1991-2004
AFA4280	CONTROL ARM	LOW L	1992-2015
AFB4153	BALL JOINT	UP R/L	1992-2015
AFL1926	STABILIZER LINK	FRONT R/L	1990-2016

MITSUBISHI GALANT ETERNA ?? 1996 - 1999

AFR1623



AFR5020



AFR5020



AFR1623



AFT1326



AFT1326



AFA4280



AFA2028



AFB4153



AFB4153



AFL1926



AFL1926



Ruitai	Description	Position	Years
AFR1623	RACK END	R/L	1989-2004
AFR5020	RACK END	R/L	1991-2015
AFT1326	TIE ROD END	OUT R/L	1982-2015
AFA2028	CONTROL ARM	LOW R	1991-2015
AFA4280	CONTROL ARM	LOW L	1992-2015
AFB4153	BALL JOINT	UP R/L	1992-2015
AFL1926	STABILIZER LINK	FRONT R/L	1990-2016



Ruitai	Description	Position	Years
AFR1623	RACK END	R/L	1989-2004
AFR5020	RACK END	R/L	1991-2015
AFT1326	TIE ROD END	OUT R/L	1982-2015
AFA8575	CONTROL ARM	REAR R	2000-2015
AFA8576	CONTROL ARM	REAR L	1994-2015
AFA2028	CONTROL ARM	LOW R	1991-2015
AFA4280	CONTROL ARM	LOW L	1992-2015
AFB4153	BALL JOINT	UP R/L	1992-2015
AFL1926	STABILIZER LINK	FRONT R/L	1990-2016

MITSUBISHI GALANT ETERNA ?? 2001 - 2015



Ruitai	Description	Position	Years
AFR5020	RACK END	R/L	1991-2015
AFT1326	TIE ROD END	OUT R/L	1982-2015
AFA8575	CONTROL ARM	REAR R	2000-2015
AFA8576	CONTROL ARM	REAR L	1994-2015
AFA2028	CONTROL ARM	LOW R	1991-2015
AFA4280	CONTROL ARM	LOW L	1992-2015
AFB4153	BALL JOINT	UP R/L	1992-2015
AFL1926	STABILIZER LINK	FRONT R/L	1990-2016

AFL1926



AFL1926



Ruitai	Description	Position	Years
AFL1926	STABILIZER LINK	FRONT R/L	1990-2016

AFL1926



AFL1926



Ruitai	Description	Position	Years
AFL1926	STABILIZER LINK	FRONT R/L	1990-2016

AET5925



AET5925



AEA4850



AEA4851



AFB6778



AFB6778



AFL5030



AFL5030



AFL5030



Ruitai	Description	Position	Years
AET5925	TIE ROD END	OUT R/L	1996-2016
AEA4851	CONTROL ARM	LOW R	1983-2015
AEA4850	CONTROL ARM	LOW L	1983-2015
AFB6778	BALL JOINT	LOW R/L	2000-2016
AFL5030	STABILIZER LINK	FRONT R/L	2006-2016
AFL5030	STABILIZER LINK		2006-2016

AET5925



AET5925



AFA5213



AEA4850



AFA5478



AFA5479



AEA4851



AFA5213



AFB6778



AFB6778



AFL5030



AFL5030



AFL5030



Ruitai	Description	Position	Years
AET5925	TIE ROD END	OUT R/L	1996-2016
AFA5213	CONTROL ARM	LOW R/L	2007-2016
AEA4851	CONTROL ARM	LOW R	1983-2015
AFA5479	CONTROL ARM	LOW R	2006-2016
AEA4850	CONTROL ARM	LOW L	1983-2015
AFA5478	CONTROL ARM	LOW L	2006-2016
AFB6778	BALL JOINT	LOW R/L	2000-2016
AFL5030	STABILIZER LINK	FRONT R/L	2006-2016
AFL5030	STABILIZER LINK		2006-2016

AET5925



AET5925



AFA5213



AFA5478



AFA5479



AFA5213



AFB6778



AFB6778



AFL5030



AFL5030



Ruitai	Description	Position	Years
AET5925	TIE ROD END	OUT R/L	1996-2016
AFA5213	CONTROL ARM	LOW R/L	2007-2016
AFA5479	CONTROL ARM	LOW R	2006-2016
AFA5478	CONTROL ARM	LOW L	2006-2016
AFB6778	BALL JOINT	LOW R/L	2000-2016
AFL5030	STABILIZER LINK	FRONT R/L	2006-2016

AET5925



AET5925



AFA5213



AFA5478



AFA5479



AFA5213



AFB6778



AFB6778



AFL5030



AFL5030



Ruitai	Description	Position	Years
AET5925	TIE ROD END	OUT R/L	1996-2016
AFA5213	CONTROL ARM	LOW R/L	2007-2016
AFA5479	CONTROL ARM	LOW R	2006-2016
AFA5478	CONTROL ARM	LOW L	2006-2016
AFB6778	BALL JOINT	LOW R/L	2000-2016
AFL5030	STABILIZER LINK	FRONT R/L	2006-2016

MITSUBISHI GALANT FORTIS 4WD 2008 - 2015

AET5925



AET5925



AFA5478



AFA5479



Ruitai	Description	Position	Years
AET5925	TIE ROD END	OUT R/L	1996-2016
AFA5479	CONTROL ARM	LOW R	2006-2016
AFA5478	CONTROL ARM	LOW L	2006-2016

AET5925



AET5925



AFA5478



AFA5479



Ruitai	Description	Position	Years
AET5925	TIE ROD END	OUT R/L	1996-2016
AFA5479	CONTROL ARM	LOW R	2006-2016
AFA5478	CONTROL ARM	LOW L	2006-2016

AFT1321



AFT1323



AFT1322



AFT1321



AFB1086



AFB1087



AFB1087



AFB1086



AFI4351



AFI4351



AFP4112



AFP4113



AFP4113



AFP4112



Ruitai	Description	Position	Years
AFT1321	TIE ROD END	OUT R/L	1969-2015
AFT1322	TIE ROD END	IN R	1976-1989
AFT1323	TIE ROD END	IN L	1976-2015
AFB1086	BALL JOINT	LOW R/L	1973-2015
AFB1087	BALL JOINT	LOW R/L	1974-2015
AFI4351	IDLER ARM	R/L	1976-1986
AFP4112	PITMAN ARM	R/L	1976-1980
AFP4113	PITMAN ARM	R/L	1976-1986

AFT1321



AFT1323



AFT1322



AFT1321



AFB1086



AFB1087



AFB1087



AFB1086



AFI4351



AFI4351



AFP4112



AFP4113



AFP4113



AFP4112



Ruitai	Description	Position	Years
AFT1321	TIE ROD END	OUT R/L	1969-2015
AFT1322	TIE ROD END	IN R	1976-1989
AFT1323	TIE ROD END	IN L	1976-2015
AFB1086	BALL JOINT	LOW R/L	1973-2015
AFB1087	BALL JOINT	LOW R/L	1974-2015
AFI4351	IDLER ARM	R/L	1976-1986
AFP4112	PITMAN ARM	R/L	1976-1980
AFP4113	PITMAN ARM	R/L	1976-1986

AFT1321



AFT1323



AFT1322



AET5731



AFT1321



AFB1086



AFB1087



AFB4152



AFB4152



AFB1087



AFB1086



AFI4351



AFI4351



AFP4113



AFP4113



Ruitai	Description	Position	Years
AFT1321	TIE ROD END	OUT R/L	1969-2015
AET5731	TIE ROD END	IN R	1980-1990
AFT1322	TIE ROD END	IN R	1976-1989
AFT1323	TIE ROD END	IN L	1976-2015
AFB1086	BALL JOINT	LOW R/L	1973-2015
AFB1087	BALL JOINT	LOW R/L	1974-2015
AFB4152	BALL JOINT	LOW R/L	1980-1990
AFI4351	IDLER ARM	R/L	1976-1986
AFP4113	PITMAN ARM	R/L	1976-1986

AFT1321



AFT1323



AFT1322



AET5731



AFT1321



AFB1086



AFB1087



AFB4152



AFB4152



AFB1087



AFB1086



AFI4351



AFI4351



AFP4113



AFP4113



Ruitai	Description	Position	Years
AFT1321	TIE ROD END	OUT R/L	1969-2015
AET5731	TIE ROD END	IN R	1980-1990
AFT1322	TIE ROD END	IN R	1976-1989
AFT1323	TIE ROD END	IN L	1976-2015
AFB1086	BALL JOINT	LOW R/L	1973-2015
AFB1087	BALL JOINT	LOW R/L	1974-2015
AFB4152	BALL JOINT	LOW R/L	1980-1990
AFI4351	IDLER ARM	R/L	1976-1986
AFP4113	PITMAN ARM	R/L	1976-1986

AER5882



AER5885



AFR1619



AFR1619



AER5885



AER5882



AFR1625



AFR1626



AFR1629



AFR1629



AFR1626



AFR1625



AFR2842



AFR2842



AFT1326



AFT2821



AFT1326



AEA4850



AEA4812



AEA4851



AFB1082



AFB1082



AEL1928





AFL5196



AEL1928

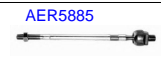


Ruitai	Description	Position	Years
AER5882	RACK END	R/L	1984-2015
AER5885	RACK END	R/L	1982-2015
AFR1619	RACK END	R/L	1982-2015
AFR1625	RACK END	R/L	1982-2015
AFR1626	RACK END	R/L	1984-2015
AFR1629	RACK END	R/L	1984-1992
AFR2842	RACK END	R/L	1984-2000
AFT1326	TIE ROD END	OUT R/L	1982-2015
AFT2821	TIE ROD END		1984-2015
AEA4851	CONTROL ARM	LOW R	1983-2015
AEA4850	CONTROL ARM	LOW L	1983-2015
AEA4812	CONTROL ARM		1984-1996
AFB1082	BALL JOINT	LOW R/L	1979-2016
AEL1928	STABILIZER LINK	REAR R/L	1984-2016
AFL5196	STABILIZER LINK	FRONT	1984-2007



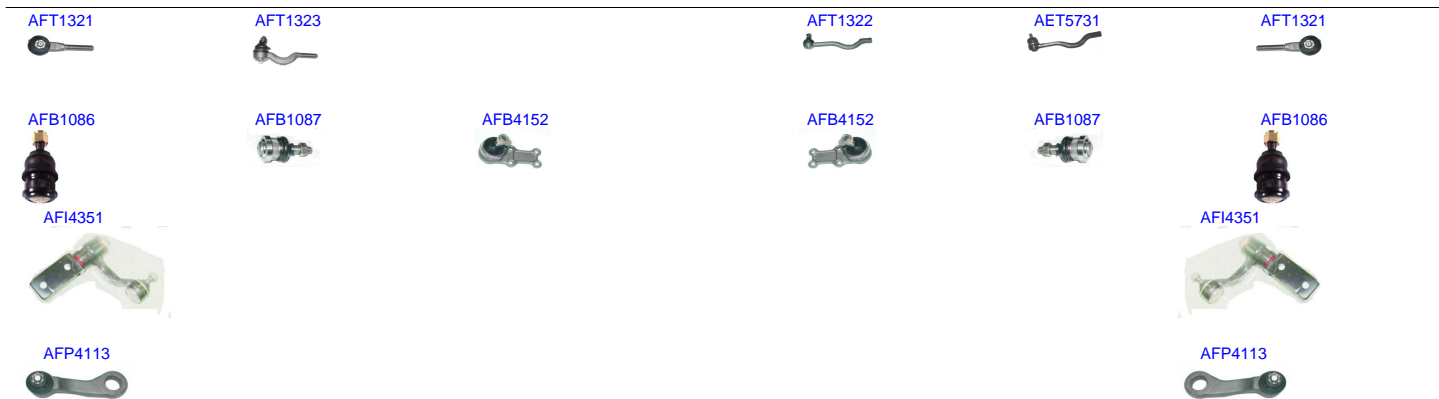
Ruitai	Description	Position	Years
AER5882	RACK END	R/L	1984-2015
AER5885	RACK END	R/L	1982-2015
AEA4851	CONTROL ARM	LOW R	1983-2015
AEA4850	CONTROL ARM	LOW L	1983-2015
AEA4812	CONTROL ARM		1984-1996
AFL5196	STABILIZER LINK	FRONT	1984-2007

MITSUBISHI GALANT II STATION WAGON 1988 - 1990



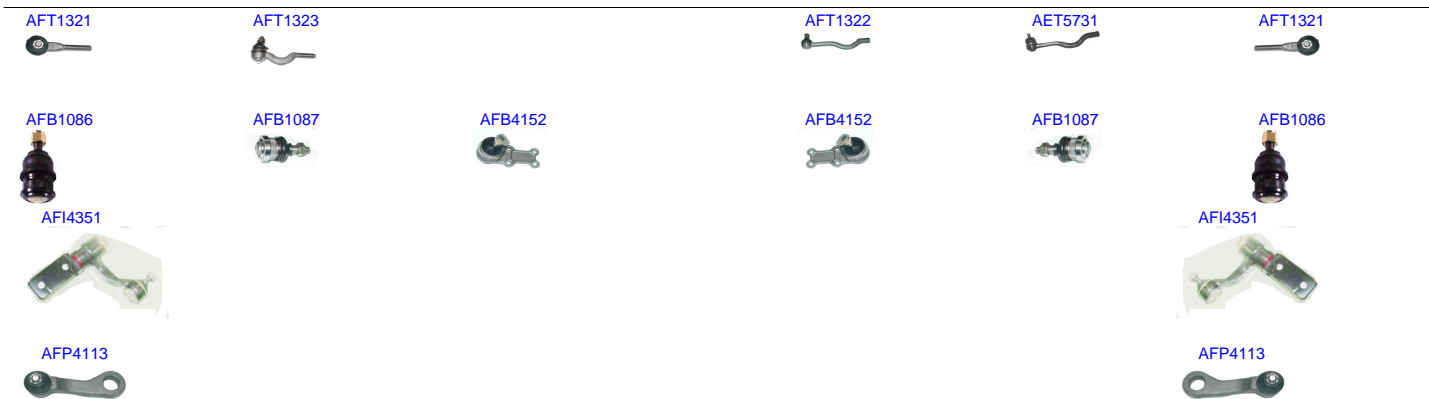
Ruitai	Description	Position	Years
AER5882	RACK END	R/L	1984-2015
AER5885	RACK END	R/L	1982-2015
AEA4851	CONTROL ARM	LOW R	1983-2015
AEA4850	CONTROL ARM	LOW L	1983-2015
AEA4812	CONTROL ARM		1984-1996
AFL5196	STABILIZER LINK	FRONT	1984-2007

MITSUBISHI GALANT II STATION WAGON 1980 - 1984




Ruitai	Description	Position	Years
AFT1321	TIE ROD END	OUT R/L	1969-2015
AET5731	TIE ROD END	IN R	1980-1990
AFT1322	TIE ROD END	IN R	1976-1989
AFT1323	TIE ROD END	IN L	1976-2015
AFB1086	BALL JOINT	LOW R/L	1973-2015
AFB1087	BALL JOINT	LOW R/L	1974-2015
AFB4152	BALL JOINT	LOW R/L	1980-1990
AFI4351	IDLER ARM	R/L	1976-1986
AFP4113	PITMAN ARM	R/L	1976-1986

MITSUBISHI GALANT I STATION WAGON 1980 - 1984



Ruitai	Description	Position	Years
AFT1321	TIE ROD END	OUT R/L	1969-2015
AET5731	TIE ROD END	IN R	1980-1990
AFT1322	TIE ROD END	IN R	1976-1989
AFT1323	TIE ROD END	IN L	1976-2015
AFB1086	BALL JOINT	LOW R/L	1973-2015
AFB1087	BALL JOINT	LOW R/L	1974-2015
AFB4152	BALL JOINT	LOW R/L	1980-1990
AFI4351	IDLER ARM	R/L	1976-1986
AFP4113	PITMAN ARM	R/L	1976-1986

MITSUBISHI GALANT I STATION WAGON 1979 - 1980



Ruitai	Description	Position	Years
AFT1321	TIE ROD END	OUT R/L	1969-2015
AFT1322	TIE ROD END	IN R	1976-1989
AFT1323	TIE ROD END	IN L	1976-2015
AFB1086	BALL JOINT	LOW R/L	1973-2015
AFB1087	BALL JOINT	LOW R/L	1974-2015
AFI4351	IDLER ARM	R/L	1976-1986
AFP4113	PITMAN ARM	R/L	1976-1986

AFT1321



AFT1323



AFT1322



AFT1321



AFB1086



AFB1087



AFB1087



AFB1086



AFI4351



AFI4351




AFP4113



AFP4113



Ruitai	Description	Position	Years
AFT1321	TIE ROD END	OUT R/L	1969-2015
AFT1322	TIE ROD END	IN R	1976-1989
AFT1323	TIE ROD END	IN L	1976-2015
AFB1086	BALL JOINT	LOW R/L	1973-2015
AFB1087	BALL JOINT	LOW R/L	1974-2015
AFI4351	IDLER ARM	R/L	1976-1986
AFP4113	PITMAN ARM	R/L	1976-1986



Ruitai	Description	Position	Years
AFR1626	RACK END	R/L	1984-2015
AFR1629	RACK END	R/L	1984-1992
AFT1326	TIE ROD END	OUT R/L	1982-2015
AFT2821	TIE ROD END		1984-2015
AEA4851	CONTROL ARM	LOW R	1983-2015
AFA6158	CONTROL ARM	LOW R	1987-1992
AEA4850	CONTROL ARM	LOW L	1983-2015
AFA6157	CONTROL ARM	LOW L	1987-1992
AEA4812	CONTROL ARM		1984-1996
AFB1082	BALL JOINT	LOW R/L	1979-2016
AEL1928	STABILIZER LINK	REAR R/L	1984-2016
AFL5196	STABILIZER LINK	FRONT	1984-2007



Ruitai	Description	Position	Years
AFR1626	RACK END	R/L	1984-2015
AFR1629	RACK END	R/L	1984-1992
AFT1326	TIE ROD END	OUT R/L	1982-2015
AFT2821	TIE ROD END		1984-2015
AEA4851	CONTROL ARM	LOW R	1983-2015
AFA6158	CONTROL ARM	LOW R	1987-1992
AEA4850	CONTROL ARM	LOW L	1983-2015
AFA6157	CONTROL ARM	LOW L	1987-1993, 1998-2001
AEA4812	CONTROL ARM		1984-1996
AFB1082	BALL JOINT	LOW R/L	1979-2016
AEL1928	STABILIZER LINK	REAR R/L	1984-2016
AFL5196	STABILIZER LINK	FRONT	1984-2007

AFR1626



AFR1629



AFR1629



AFR1626



AFT1326



AFT2821



AFT1326



AEA4850



AFA6157



AFA6158



AEA4851



AFB1082



AFB1082



AEL1928



AFL5196



AEL1928



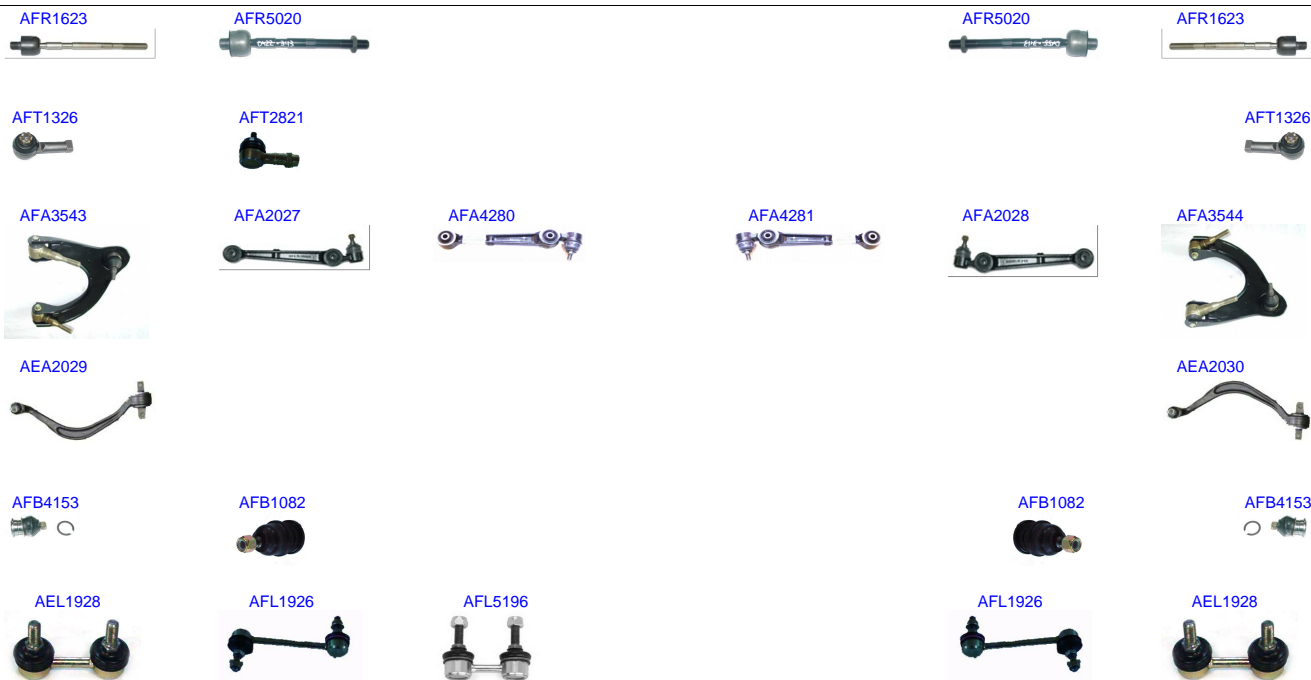
Ruitai	Description	Position	Years
AFR1626	RACK END	R/L	1984-2015
AFR1629	RACK END	R/L	1984-1992
AFT1326	TIE ROD END	OUT R/L	1982-2015
AFT2821	TIE ROD END		1984-2015
AEA4851	CONTROL ARM	LOW R	1983-2015
AFA6158	CONTROL ARM	LOW R	1987-1992
AEA4850	CONTROL ARM	LOW L	1983-2015
AFA6157	CONTROL ARM	LOW L	1987-1993, 1998-2001
AFB1082	BALL JOINT	LOW R/L	1979-2016
AEL1928	STABILIZER LINK	REAR R/L	1984-2016
AFL5196	STABILIZER LINK	FRONT	1984-2007



Ruitai	Description	Position	Years
AFR1626	RACK END	R/L	1984-2015
AFR1629	RACK END	R/L	1984-1992
AFT1326	TIE ROD END	OUT R/L	1982-2015
AFT2821	TIE ROD END		1984-2015
AEA4851	CONTROL ARM	LOW R	1983-2015
AFA6158	CONTROL ARM	LOW R	1987-1992
AEA4850	CONTROL ARM	LOW L	1983-2015
AFA6157	CONTROL ARM	LOW L	1987-1993, 1998-2001
AFB1082	BALL JOINT	LOW R/L	1979-2016
AEL1928	STABILIZER LINK	REAR R/L	1984-2016
AFL5196	STABILIZER LINK	FRONT	1984-2007



Ruitai	Description	Position	Years
AFR1623	RACK END	R/L	1989-2004
AFR5020	RACK END	R/L	1991-2015
AFT1326	TIE ROD END	OUT R/L	1982-2015
AFT2821	TIE ROD END		1984-2015
AFA3544	CONTROL ARM	UP R	1989-2015
AFA3543	CONTROL ARM	UP L	1989-2015
AFA2028	CONTROL ARM	LOW R	1991-2015
AFA4281	CONTROL ARM	LOW R	1992-2004
AFA2027	CONTROL ARM	LOW L	1991-2004
AFA4280	CONTROL ARM	LOW L	1992-2015
AEA2029	CONTROL ARM		1991-2004
AEA2030	CONTROL ARM		1991-1999
AFB4153	BALL JOINT	UP R/L	1992-2015
AFB1082	BALL JOINT	LOW R/L	1979-2016
AEL1928	STABILIZER LINK	REAR R/L	1984-2016
AFL1926	STABILIZER LINK	FRONT R/L	1990-2016
AFL5196	STABILIZER LINK	FRONT	1984-2007



Ruitai	Description	Position	Years
AFR1623	RACK END	R/L	1989-2004
AFR5020	RACK END	R/L	1991-2015
AFT1326	TIE ROD END	OUT R/L	1982-2015
AFT2821	TIE ROD END		1984-2015
AFA3544	CONTROL ARM	UP R	1989-2015
AFA3543	CONTROL ARM	UP L	1989-2015
AFA2028	CONTROL ARM	LOW R	1991-2015
AFA4281	CONTROL ARM	LOW R	1992-2004
AFA2027	CONTROL ARM	LOW L	1991-2004
AFA4280	CONTROL ARM	LOW L	1992-2015
AEA2029	CONTROL ARM		1991-2004
AEA2030	CONTROL ARM		1991-1999
AFB4153	BALL JOINT	UP R/L	1992-2015
AFB1082	BALL JOINT	LOW R/L	1979-2016
AEL1928	STABILIZER LINK	REAR R/L	1984-2016
AFL1926	STABILIZER LINK	FRONT R/L	1990-2016
AFL5196	STABILIZER LINK	FRONT	1984-2007

AFR1623



AFR5020



AFR5020



AFR1623



AFT1326



AFT2821



AFT1326



AFA3543



AFA2027



AFA4280



AFA4281



AFA2028



AFA3544



AEA2029



AEA2030



AFB1082



AFB1082



AEL1928



AFL1926



AFL5196



AFL1926



AEL1928



Ruitai	Description	Position	Years
AFR1623	RACK END	R/L	1989-2004
AFR5020	RACK END	R/L	1991-2015
AFT1326	TIE ROD END	OUT R/L	1982-2015
AFT2821	TIE ROD END		1984-2015
AFA3544	CONTROL ARM	UP R	1989-2015
AFA3543	CONTROL ARM	UP L	1989-2015
AFA2028	CONTROL ARM	LOW R	1991-2015
AFA4281	CONTROL ARM	LOW R	1992-2004
AFA2027	CONTROL ARM	LOW L	1991-2004
AFA4280	CONTROL ARM	LOW L	1992-2015
AEA2029	CONTROL ARM		1991-2004
AEA2030	CONTROL ARM		1991-1999
AFB1082	BALL JOINT	LOW R/L	1979-2016
AEL1928	STABILIZER LINK	REAR R/L	1984-2016
AFL1926	STABILIZER LINK	FRONT R/L	1990-2016
AFL5196	STABILIZER LINK	FRONT	1984-2007

AFR1623



AFR5020



AFR5020



AFR1623



AFT1326



AFT2821



AFT1326



AFA3543



AFA2027



AFA4280



AFA4281



AFA2028



AFA3544



AEA2029



AEA2030



AFB1082



AFB1082



AEL1928



AFL1926



AFL5196



AFL1926



AEL1928



Ruitai	Description	Position	Years
AFR1623	RACK END	R/L	1989-2004
AFR5020	RACK END	R/L	1991-2015
AFT1326	TIE ROD END	OUT R/L	1982-2015
AFT2821	TIE ROD END		1984-2015
AFA3544	CONTROL ARM	UP R	1989-2015
AFA3543	CONTROL ARM	UP L	1989-2015
AFA2028	CONTROL ARM	LOW R	1991-2015
AFA4281	CONTROL ARM	LOW R	1992-2004
AFA2027	CONTROL ARM	LOW L	1991-2004
AFA4280	CONTROL ARM	LOW L	1992-2015
AEA2029	CONTROL ARM		1991-2004
AEA2030	CONTROL ARM		1991-1999
AFB1082	BALL JOINT	LOW R/L	1979-2016
AEL1928	STABILIZER LINK	REAR R/L	1984-2016
AFL1926	STABILIZER LINK	FRONT R/L	1990-2016
AFL5196	STABILIZER LINK	FRONT	1984-2007

AFR1623



AFR5020



AFR5020



AFR1623



AFT1326



AFT2821



AFT1326



AFA3543



AFA2027



AFA4280



AFA4281



AFA2028



AFA3544



AEA7809



AEA7810



AFB1082



AFB1082



AFL1926



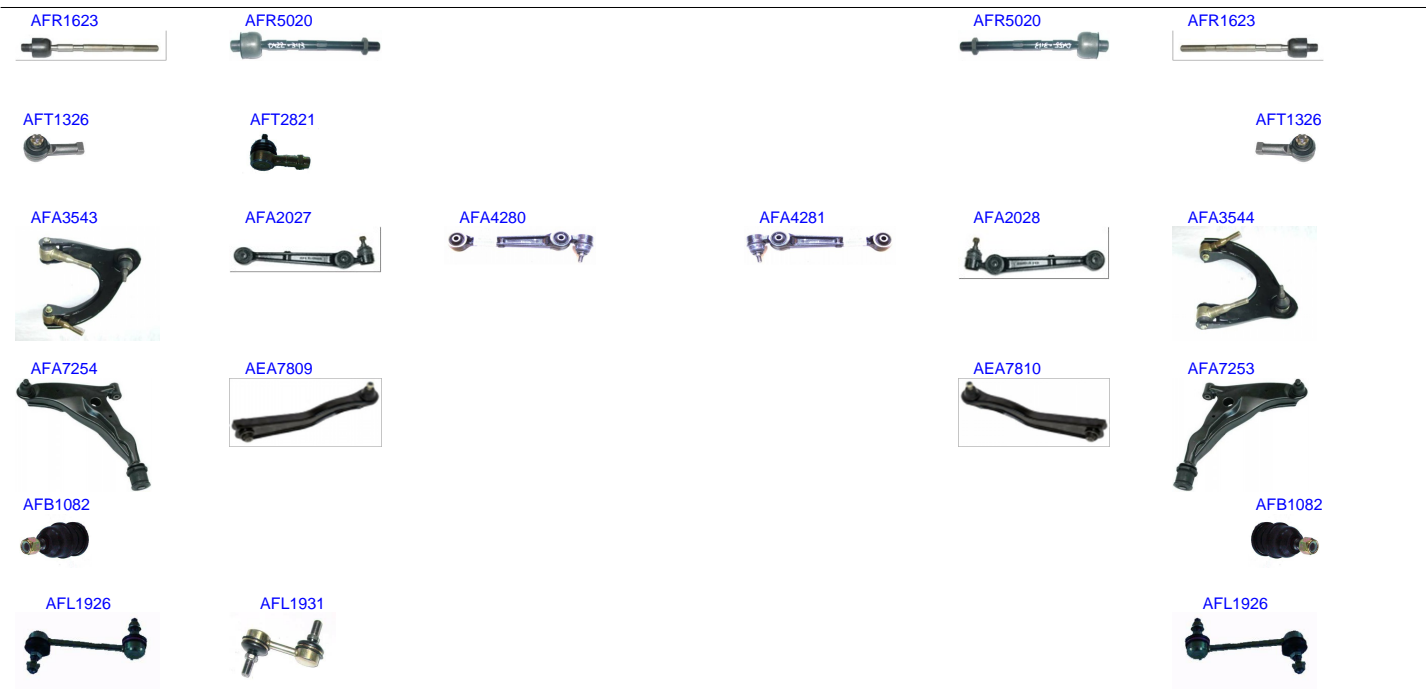
AFL1931



AFL1926



Ruitai	Description	Position	Years
AFR1623	RACK END	R/L	1989-2004
AFR5020	RACK END	R/L	1991-2015
AFT1326	TIE ROD END	OUT R/L	1982-2015
AFT2821	TIE ROD END		1984-2015
AFA3544	CONTROL ARM	UP R	1989-2015
AFA3543	CONTROL ARM	UP L	1989-2015
AFA2028	CONTROL ARM	LOW R	1991-2015
AFA4281	CONTROL ARM	LOW R	1992-2004
AFA2027	CONTROL ARM	LOW L	1991-2004
AFA4280	CONTROL ARM	LOW L	1992-2015
AEA7809	CONTROL ARM		1996-2004
AEA7810	CONTROL ARM		1996-2004
AFB1082	BALL JOINT	LOW R/L	1979-2016
AFL1926	STABILIZER LINK	FRONT R/L	1990-2016
AFL1931	STABILIZER LINK		1990-2004



Ruitai	Description	Position	Years
AFR1623	RACK END	R/L	1989-2004
AFR5020	RACK END	R/L	1991-2015
AFT1326	TIE ROD END	OUT R/L	1982-2015
AFT2821	TIE ROD END		1984-2015
AFA3544	CONTROL ARM	UP R	1989-2015
AFA3543	CONTROL ARM	UP L	1989-2015
AFA2028	CONTROL ARM	LOW R	1991-2015
AFA4281	CONTROL ARM	LOW R	1992-2004
AFA7253	CONTROL ARM	LOW R	1999-2004
AFA2027	CONTROL ARM	LOW L	1991-2004
AFA4280	CONTROL ARM	LOW L	1992-2015
AFA7254	CONTROL ARM	LOW L	1989-1994, 1998-2007
AEA7809	CONTROL ARM		1996-2004
AEA7810	CONTROL ARM		1996-2004
AFB1082	BALL JOINT	LOW R/L	1979-2016
AFL1926	STABILIZER LINK	FRONT R/L	1990-2016
AFL1931	STABILIZER LINK		1990-2004



Ruitai	Description	Position	Years
AFR1623	RACK END	R/L	1989-2004
AFR5020	RACK END	R/L	1991-2015
AFT1326	TIE ROD END	OUT R/L	1982-2015
AFT2821	TIE ROD END		1984-2015
AFA3544	CONTROL ARM	UP R	1989-2015
AFA3543	CONTROL ARM	UP L	1989-2015
AEA6380	CONTROL ARM	LOW R	2000-2004
AFA2028	CONTROL ARM	LOW R	1991-2015
AFA4281	CONTROL ARM	LOW R	1992-2004
AFA7253	CONTROL ARM	LOW R	1999-2004
AEA6381	CONTROL ARM	LOW L	2000-2004
AFA2027	CONTROL ARM	LOW L	1991-2004
AFA4280	CONTROL ARM	LOW L	1992-2015
AFA7254	CONTROL ARM	LOW L	1989-1994, 1998-2007
AEA7809	CONTROL ARM		1996-2004
AEA7810	CONTROL ARM		1996-2004
AFB1082	BALL JOINT	LOW R/L	1979-2016
AFL1926	STABILIZER LINK	FRONT R/L	1990-2016
AFL1931	STABILIZER LINK		1990-2004



Ruitai	Description	Position	Years
AFR1623	RACK END	R/L	1989-2004
AFR5020	RACK END	R/L	1991-2015
AFT1326	TIE ROD END	OUT R/L	1982-2015
AFT2821	TIE ROD END		1984-2015
AFA3544	CONTROL ARM	UP R	1989-2015
AFA3543	CONTROL ARM	UP L	1989-2015
AEA6380	CONTROL ARM	LOW R	2000-2004
AFA2028	CONTROL ARM	LOW R	1991-2015
AFA4281	CONTROL ARM	LOW R	1992-2004
AFA7253	CONTROL ARM	LOW R	1999-2004
AEA6381	CONTROL ARM	LOW L	2000-2004
AFA2027	CONTROL ARM	LOW L	1991-2004
AFA4280	CONTROL ARM	LOW L	1992-2015
AFA7254	CONTROL ARM	LOW L	1989-1994, 1998-2007
AEA7809	CONTROL ARM		1996-2004
AEA7810	CONTROL ARM		1996-2004
AFB1082	BALL JOINT	LOW R/L	1979-2016
AFL1926	STABILIZER LINK	FRONT R/L	1990-2016
AFL1931	STABILIZER LINK		1990-2004

mitsubishi galloper 1998

AFS12370



AFS12370



Ruitai	Description	Position	Years
AFS12370	SIDE ROD ASSY	R/L	1991-2003

AFS12370



AFS12370



AFB4527



Ruitai	Description	Position	Years
AFS12370	SIDE ROD ASSY	R/L	1991-2003
AFB4527	BALL JOINT		1991-2015

AFB4527



Ruitai	Description	Position	Years
AFB4527	BALL JOINT		1991-2015

AFB4527



Ruitai	Description	Position	Years
AFB4527	BALL JOINT		1991-2015

AFL5197



AFL5198



Ruitai	Description	Position	Years
AFL5198	STABILIZER LINK	FRONT R	1997-2004
AFL5197	STABILIZER LINK	FRONT L	1997-2004

AFL5197



AFL5198



Ruitai	Description	Position	Years
AFL5198	STABILIZER LINK	FRONT R	1997-2004
AFL5197	STABILIZER LINK	FRONT L	1997-2004

AFL5197



Ruitai	Description	Position	Years
AFL5197	STABILIZER LINK	FRONT L	1997-2004

AFL5197



Ruitai	Description	Position	Years
AFL5197	STABILIZER LINK	FRONT L	1997-2004

AER5884



AER5884



AFT1327



AFT1327



Ruitai	Description	Position	Years
AER5884	RACK END	R/L	1990-2015
AFT1327	TIE ROD END	OUT R/L	1986-2015

AER5884



AER5884



AFT1327



AFT1327



Ruitai	Description	Position	Years
AER5884	RACK END	R/L	1990-2015
AFT1327	TIE ROD END	OUT R/L	1986-2015

AFI5699



AFL6492



AFL5202



AFL6492



Ruitai	Description	Position	Years
AFI5699	IDLER ARM	LHD	1996-2015
AFL6492	STABILIZER LINK	R/L	1982-2015
AFL5202	STABILIZER LINK	REAR	1998-2015

AFI5699



AFL6492



AFL5202



AFL6492



Ruitai	Description	Position	Years
AFI5699	IDLER ARM	LHD	1996-2015
AFL6492	STABILIZER LINK	R/L	1982-2015
AFL5202	STABILIZER LINK	REAR	1998-2015

AFT1326



AFT2821



AFT1326



AFL6492



AEL1928



AFL5196



AEL1928



AFL6492



Ruitai	Description	Position	Years
AFT1326	TIE ROD END	OUT R/L	1982-2015
AFT2821	TIE ROD END		1984-2015
AFL6492	STABILIZER LINK	R/L	1982-2015
AEL1928	STABILIZER LINK	REAR R/L	1984-2016
AFL5196	STABILIZER LINK	FRONT	1984-2007

AFT1326



AFT2821



AFT1326



AEL1928



AEL1928



Ruitai	Description	Position	Years
AFT1326	TIE ROD END	OUT R/L	1982-2015
AFT2821	TIE ROD END		1984-2015
AEL1928	STABILIZER LINK	REAR R/L	1984-2016

AFT1326



AFT2821



AFT1326



AEL1928



AEL1928



Ruitai	Description	Position	Years
AFT1326	TIE ROD END	OUT R/L	1982-2015
AFT2821	TIE ROD END		1984-2015
AEL1928	STABILIZER LINK	REAR R/L	1984-2016

AFR5167



AFR5167



AFT6502



AFT6503



AFB6520



AFB6520



Ruitai	Description	Position	Years
AFR5167	RACK END	R/L	1998-2015
AFT6503	TIE ROD END	OUT R	1998-2015
AFT6502	TIE ROD END	OUT L	1998-2015
AFB6520	BALL JOINT	LOW R/L	1998-2015

AFR5167



AFR5167



AFT6502



AFT6503



AFB6520



AFB6520



Ruitai	Description	Position	Years
AFR5167	RACK END	R/L	1998-2015
AFT6503	TIE ROD END	OUT R	1998-2015
AFT6502	TIE ROD END	OUT L	1998-2015
AFB6520	BALL JOINT	LOW R/L	1998-2015

AFT1321



AFT1323



AFT1351



AFT1329



AFT1321



AFA5499



AFA5483



AFA5484



AFA5500



AFB1091



AFB1074



AFB1074



AFB1091



AFI1798



AFI1799



AFI1798



AFP1859



AFP1859



AFL6492



AFL6492



Ruitai	Description	Position	Years
AFT1321	TIE ROD END	OUT R/L	1969-2015
AFT1329	TIE ROD END	IN R	1978-2015
AFT1323	TIE ROD END	IN L	1976-2015
AFT1351	TIE ROD END		1986-1996
AFA5500	CONTROL ARM	UP R	1986-1996
AFA5499	CONTROL ARM	UP L	1986-1996
AFA5484	CONTROL ARM	LOW R	1986-1996
AFA5483	CONTROL ARM	LOW L	1986-1996
AFB1091	BALL JOINT	UP R/L	1986-2015
AFB1074	BALL JOINT	LOW R/L	1980-2015
AFI1798	IDLER ARM	R/L	1980-2015
AFI1799	IDLER ARM	RHD	1986-2015
AFP1859	PITMAN ARM	R/L	1980-2015
AFL6492	STABILIZER LINK	R/L	1982-2015

AFT1321



AFT1323



AFT1344



AFT1351



AFT1329



AFT1321



AFA5499



AFA5483



AFA5484



AFA5500



AFB1091



AFB1074



AFB1093



AFB1074



AFB1091



AFI1798



AFI1808



AFI1800



AFI1799



AFI1798



AFP1859



AFP1860



AFP1859



AFL6492



AFL6492



Ruitai	Description	Position	Years
AFT1321	TIE ROD END	OUT R/L	1969-2015
AFT1329	TIE ROD END	IN R	1978-2015
AFT1323	TIE ROD END	IN L	1976-2015
AFT1344	TIE ROD END		1990-2015
AFT1351	TIE ROD END		1986-1996
AFA5500	CONTROL ARM	UP R	1986-1996
AFA5499	CONTROL ARM	UP L	1986-1996
AFA5484	CONTROL ARM	LOW R	1986-1996
AFA5483	CONTROL ARM	LOW L	1986-1996
AFB1091	BALL JOINT	UP R/L	1986-2015
AFB1074	BALL JOINT	LOW R/L	1980-2015
AFB1093	BALL JOINT		1996-2015
AFI1798	IDLER ARM	R/L	1980-2015
AFI1799	IDLER ARM	RHD	1986-2015
AFI1800	IDLER ARM	RHD	1996-2015
AFI1808	IDLER ARM		1996-2015
AFP1859	PITMAN ARM	R/L	1980-2015
AFP1860	PITMAN ARM	RHD	1996-2015
AFL6492	STABILIZER LINK	R/L	1982-2015

AFT1344



AFB1093



AFI1798



AFP1859



AFI1808



AFI1800



AFP1860



AFI1798



AFP1859



AFL6492



AFL6492



Ruitai	Description	Position	Years
AFT1344	TIE ROD END		1990-2015
AFB1093	BALL JOINT		1996-2015
AFI1798	IDLER ARM	R/L	1980-2015
AFI1800	IDLER ARM	RHD	1996-2015
AFI1808	IDLER ARM		1996-2015
AFP1859	PITMAN ARM	R/L	1980-2015
AFP1860	PITMAN ARM	RHD	1996-2015
AFL6492	STABILIZER LINK	R/L	1982-2015

AFR5011



AFR5011



AFT1344



AEA7813



AEA7817



AEA7818



AEA7814



AFB1093



AFI1798



AFI1808



AFI1800



AFI1798



AFP1859



AFP1860



AFP1859



AFL6492



AFL6492



Ruitai	Description	Position	Years
AFR5011	RACK END		2004-2016
AFT1344	TIE ROD END	R/L	1990-2015
AEA7813	CONTROL ARM		2004-2016
AEA7814	CONTROL ARM		2004-2016
AEA7817	CONTROL ARM		2004-2016
AEA7818	CONTROL ARM		2004-2016
AFB1093	BALL JOINT		1996-2015
AFI1798	IDLER ARM	R/L	1980-2015
AFI1800	IDLER ARM	RHD	1996-2015
AFI1808	IDLER ARM		1996-2015
AFP1859	PITMAN ARM	R/L	1980-2015
AFP1860	PITMAN ARM	RHD	1996-2015
AFL6492	STABILIZER LINK	R/L	1982-2015

AFR5011



AFR5011



AFT1344



AEA7813



AEA7817



AEA7818



AEA7814



AFB1093



AFI1798



AFI1808



AFI1800



AFI1798



AFP1859



AFP1860



AFP1859



AFL6492



AFL5031



AFL5032



AFL6492



Ruitai	Description	Position	Years
AFR5011	RACK END	R/L	2004-2016
AFT1344	TIE ROD END		1990-2015
AEA7813	CONTROL ARM		2004-2016
AEA7814	CONTROL ARM		2004-2016
AEA7817	CONTROL ARM		2004-2016
AEA7818	CONTROL ARM		2004-2016
AFB1093	BALL JOINT		1996-2015
AFI1798	IDLER ARM	R/L	1980-2015
AFI1800	IDLER ARM	RHD	1996-2015
AFI1808	IDLER ARM		1996-2015
AFP1859	PITMAN ARM	R/L	1980-2015
AFP1860	PITMAN ARM	RHD	1996-2015
AFL6492	STABILIZER LINK	R/L	1982-2015
AFL5032	STABILIZER LINK	FRONT R	2005-2015
AFL5031	STABILIZER LINK	FRONT L	2005-2015

AFR5011



AFR5011



AFT1344



AEA7813



AEA7817



AEA7818



AEA7814



AFB1093



AFI1798



AFI1808



AFI1800



AFI1798



AFP1859



AFP1860



AFP1859



AFL5031



AFL5032



Ruitai	Description	Position	Years
AFR5011	RACK END		2004-2016
AFT1344	TIE ROD END	R/L	1990-2015
AEA7813	CONTROL ARM		2004-2016
AEA7814	CONTROL ARM		2004-2016
AEA7817	CONTROL ARM		2004-2016
AEA7818	CONTROL ARM		2004-2016
AFB1093	BALL JOINT		1996-2015
AFI1798	IDLER ARM	R/L	1980-2015
AFI1800	IDLER ARM	RHD	1996-2015
AFI1808	IDLER ARM		1996-2015
AFP1859	PITMAN ARM	R/L	1980-2015
AFP1860	PITMAN ARM	RHD	1996-2015
AFL5032	STABILIZER LINK	FRONT R	2005-2015
AFL5031	STABILIZER LINK	FRONT L	2005-2015

AFR5011



AFR5011



AEA7813



AEA7817



AEA7818



AEA7814



Ruitai	Description	Position	Years
AFR5011	RACK END	R/L	2004-2016
AEA7813	CONTROL ARM		2004-2016
AEA7814	CONTROL ARM		2004-2016
AEA7817	CONTROL ARM		2004-2016
AEA7818	CONTROL ARM		2004-2016

AFR5011



AFR5011



AEA7813



AEA7817



AEA7818



AEA7814



Ruitai	Description	Position	Years
AFR5011	RACK END	R/L	2004-2016
AEA7813	CONTROL ARM		2004-2016
AEA7814	CONTROL ARM		2004-2016
AEA7817	CONTROL ARM		2004-2016
AEA7818	CONTROL ARM		2004-2016

MITSUBISHI L200 4WD 1986

AFT1340



AFT1341



AFT1341



AFT1340



AFA5483



AFA5484



AFB1083



AFB1083



AFI1805



Ruitai	Description	Position	Years
AFT1340	TIE ROD END	OUT R/L	1980-2015
AFT1341	TIE ROD END	IN R/L	1982-2015
AFA5484	CONTROL ARM	LOW R	1986-1996
AFA5483	CONTROL ARM	LOW L	1986-1996
AFB1083	BALL JOINT	LOW R/L	1980-2015
AFI1805	IDLER ARM	LHD	1980-2015

AFT1340



AFT1341



AFT1341



AFT1340



AFA5483



AEA6292



AEA6293



AFA5484



AFB1091



AFB1083



AFB1083



AFB1091



AFI1805



AFP1862



AFP1862



AFL6492



AFL6492



Ruitai	Description	Position	Years
AFT1340	TIE ROD END	OUT R/L	1980-2015
AFT1341	TIE ROD END	IN R/L	1982-2015
AFA5484	CONTROL ARM	LOW R	1986-1996
AFA5483	CONTROL ARM	LOW L	1986-1996
AEA6292	CONTROL ARM		1987-1996
AEA6293	CONTROL ARM		1987-1996
AFB1091	BALL JOINT	UP R/L	1986-2015
AFB1083	BALL JOINT	LOW R/L	1980-2015
AFI1805	IDLER ARM	LHD	1980-2015
AFP1862	PITMAN ARM	R/L	1980-2015
AFL6492	STABILIZER LINK	R/L	1982-2015

AFT1340



AFT1341



AFT1351



AFT1341



AFT1340



AFA5483



AEA6292



AEA6293



AFA5484



AFB1091



AFB1083



AFB1083



AFB1091



AFI1805



AFP1862



AFP1862



AFL6492



AFL6492



Ruitai	Description	Position	Years
AFT1340	TIE ROD END	OUT R/L	1980-2015
AFT1341	TIE ROD END	IN R/L	1982-2015
AFT1351	TIE ROD END		1986-1996
AFA5484	CONTROL ARM	LOW R	1986-1996
AFA5483	CONTROL ARM	LOW L	1986-1996
AEA6292	CONTROL ARM		1987-1996
AEA6293	CONTROL ARM		1987-1996
AFB1091	BALL JOINT	UP R/L	1986-2015
AFB1083	BALL JOINT	LOW R/L	1980-2015
AFI1805	IDLER ARM	LHD	1980-2015
AFP1862	PITMAN ARM	R/L	1980-2015
AFL6492	STABILIZER LINK	R/L	1982-2015

AFT1340



AFT1341



AFT1351



AFT1341



AFT1340



AFA5483



AEA6292



AEA6293



AFA5484



AFB1091



AFB1083



AFB1083



AFB1091



AFP1862



AFP1862



AFL6492



AFL6492



Ruitai	Description	Position	Years
AFT1340	TIE ROD END	OUT R/L	1980-2015
AFT1341	TIE ROD END	IN R/L	1982-2015
AFT1351	TIE ROD END		1986-1996
AFA5484	CONTROL ARM	LOW R	1986-1996
AFA5483	CONTROL ARM	LOW L	1986-1996
AEA6292	CONTROL ARM		1987-1996
AEA6293	CONTROL ARM		1987-1996
AFB1091	BALL JOINT	UP R/L	1986-2015
AFB1083	BALL JOINT	LOW R/L	1980-2015
AFP1862	PITMAN ARM	R/L	1980-2015
AFL6492	STABILIZER LINK	R/L	1982-2015

AFT1332



AFT1340



AFT1341



AFT1341



AFT1340



AFT1332



AFT1351



AFA5483



AEA6292



AEA6293



AFA5484



AFB1075



AFB1091



AFB1083



AFB1083



AFB1091



AFB1075



AFB1077



AFB1076



AFI1798



AFI5699



AFI1801



AFI1798



AFP1862



AFP5161



AFP5161



AFP1862



AFL6492



AFL6492



Ruitai	Description	Position	Years
AFT1332	TIE ROD END	OUT R/L	1990-2015
AFT1340	TIE ROD END	OUT R/L	1980-2015
AFT1341	TIE ROD END	IN R/L	1982-2015
AFT1351	TIE ROD END		1986-1996
AFA5484	CONTROL ARM	LOW R	1986-1996
AFA5483	CONTROL ARM	LOW L	1986-1996
AEA6292	CONTROL ARM		1987-1996
AEA6293	CONTROL ARM		1987-1996
AFB1075	BALL JOINT	UP R/L	1990-2015
AFB1091	BALL JOINT	UP R/L	1986-2015
AFB1083	BALL JOINT	LOW R/L	1980-2015
AFB1076	BALL JOINT	LOW R	1990-2015
AFB1077	BALL JOINT	LOW L	1990-2015
AFI1798	IDLER ARM	R/L	1980-2015
AFI1801	IDLER ARM	RHD	1996-2015
AFI5699	IDLER ARM	LHD	1996-2015
AFP1862	PITMAN ARM	R/L	1980-2015
AFP5161	PITMAN ARM	R/L	1996-2007
AFL6492	STABILIZER LINK	R/L	1982-2015

AFT1332



AFT1332



AFB1075



AFB1077



AFB1076



AFB1075



AFI1798



AFI5699



AFI1801



AFI1798



AFP5161



AFP5161



AFL6492



AFL6492



Ruitai	Description	Position	Years
AFT1332	TIE ROD END	OUT R/L	1990-2015
AFB1075	BALL JOINT	UP R/L	1990-2015
AFB1076	BALL JOINT	LOW R	1990-2015
AFB1077	BALL JOINT	LOW L	1990-2015
AFI1798	IDLER ARM	R/L	1980-2015
AFI1801	IDLER ARM	RHD	1996-2015
AFI5699	IDLER ARM	LHD	1996-2015
AFP5161	PITMAN ARM	R/L	1996-2007
AFL6492	STABILIZER LINK	R/L	1982-2015

AFT1332



AFT1332



AFA5495



AFA3541



AFA3542



AFA5496



AFB1075



AFB1077



AFB1076



AFB1075



AFI1798



AFI5699



AFI1801



AFI1798



AFP5161



AFP5161



AFL6492



AFL6492



Ruitai	Description	Position	Years
AFT1332	TIE ROD END	OUT R/L	1990-2015
AFA5496	CONTROL ARM	UP R	2001-2007
AFA5495	CONTROL ARM	LOW L	2001-2007
AFA3541	CONTROL ARM		1990-2015
AFA3542	CONTROL ARM		1990-2015
AFB1075	BALL JOINT	UP R/L	1990-2015
AFB1076	BALL JOINT	LOW R	1990-2015
AFB1077	BALL JOINT	LOW L	1990-2015
AFI1798	IDLER ARM	R/L	1980-2015
AFI1801	IDLER ARM	RHD	1996-2015
AFI5699	IDLER ARM	LHD	1996-2015
AFP5161	PITMAN ARM	R/L	1996-2007
AFL6492	STABILIZER LINK	R/L	1982-2015



Ruitai	Description	Position	Years
AFR5011	RACK END	R/L	2004-2016
AFT1332	TIE ROD END	OUT R/L	1990-2015
AFA5496	CONTROL ARM	UP R	2001-2007
AFA5495	CONTROL ARM	LOW L	2001-2007
AEA7813	CONTROL ARM		2004-2016
AEA7814	CONTROL ARM		2004-2016
AFA3541	CONTROL ARM		1990-2015
AFA3542	CONTROL ARM		1990-2015
AFB1075	BALL JOINT	UP R/L	1990-2015
AFB1076	BALL JOINT	LOW R	1990-2015
AFB1077	BALL JOINT	LOW L	1990-2015
AFI1798	IDLER ARM	R/L	1980-2015
AFI1801	IDLER ARM	RHD	1996-2015
AFI5699	IDLER ARM	LHD	1996-2015
AFP5161	PITMAN ARM	R/L	1996-2007
AFL6492	STABILIZER LINK	R/L	1982-2015
AFL5032	STABILIZER LINK	FRONT R	2005-2015
AFL5031	STABILIZER LINK	FRONT L	2005-2015



AFR5011



AFR5011



AFT1332



AFT1332



AEA7813



AFA3541



AFA3542



AEA7814



AFB1075



AFB1077



AFB1076



AFB1075



AFI1798



AFI1801



AFI1798



AFL5031



AFL5032

Ruitai	Description	Position	Years
AFR5011	RACK END	R/L	2004-2016
AFT1332	TIE ROD END	OUT R/L	1990-2015
AEA7813	CONTROL ARM		2004-2016
AEA7814	CONTROL ARM		2004-2016
AFA3541	CONTROL ARM		1990-2015
AFA3542	CONTROL ARM		1990-2015
AFB1075	BALL JOINT	UP R/L	1990-2015
AFB1076	BALL JOINT	LOW R	1990-2015
AFB1077	BALL JOINT	LOW L	1990-2015
AFI1798	IDLER ARM	R/L	1980-2015
AFI1801	IDLER ARM	RHD	1996-2015
AFL5032	STABILIZER LINK	FRONT R	2005-2015
AFL5031	STABILIZER LINK	FRONT L	2005-2015



Ruitai	Description	Position	Years
AFR5011	RACK END	R/L	2004-2016
AFT1332	TIE ROD END	OUT R/L	1990-2015
AEA7813	CONTROL ARM		2004-2016
AEA7814	CONTROL ARM		2004-2016
AFA3541	CONTROL ARM		1990-2015
AFA3542	CONTROL ARM		1990-2015
AFB1075	BALL JOINT	UP R/L	1990-2015
AFB1076	BALL JOINT	LOW R	1990-2015
AFB1077	BALL JOINT	LOW L	1990-2015
AFI1798	IDLER ARM	R/L	1980-2015
AFI1801	IDLER ARM	RHD	1996-2015
AFL5032	STABILIZER LINK	FRONT R	2005-2015
AFL5031	STABILIZER LINK	FRONT L	2005-2015

AFC6523



AFS4747



AFT2822



AFT1325



AFT1352



AFT1352



AFT1325



AFT2822



AFA5482



AFA3540



AFB1078



AFB1080



AFB1074



AFB1074



AFB1080



AFB1078



AFB1079



AFB1079



AFI1803



AFI1802




AFP1863



Ruitai	Description	Position	Years
AFC6523	CROSS ROD	RHD	1979-1994
AFS4747	SIDE ROD ASSY	LHD	1979-1994
AFT2822	TIE ROD END	OUT R/L	1974-2015
AFT1325	TIE ROD END	IN R/L	1968-1994
AFT1352	TIE ROD END	IN R/L	1980-2015
AFA5482	CONTROL ARM	UP L	1980-1994
AFA3540	CONTROL ARM		1980-2015
AFB1078	BALL JOINT	UP R/L	1976-1986
AFB1080	BALL JOINT	UP R/L	1980-2015
AFB1074	BALL JOINT	LOW R/L	1980-2015
AFB1079	BALL JOINT	LOW R/L	1978-1986
AFI1802	IDLER ARM	RHD	1979-1986
AFI1803	IDLER ARM		1980-1986
AFP1863	PITMAN ARM	RHD	1979-1986




Ruitai	Description	Position	Years
AFC6523	CROSS ROD	RHD	1979-1994
AFS4747	SIDE ROD ASSY	LHD	1979-1994
AFT2822	TIE ROD END	OUT R/L	1974-2015
AFT1325	TIE ROD END	IN R/L	1968-1994
AFT1352	TIE ROD END	IN R/L	1980-2015
AFA5482	CONTROL ARM	UP L	1980-1994
AFA3540	CONTROL ARM		1980-2015
AFB1078	BALL JOINT	UP R/L	1976-1986
AFB1080	BALL JOINT	UP R/L	1980-2015
AFB1074	BALL JOINT	LOW R/L	1980-2015
AFB1079	BALL JOINT	LOW R/L	1978-1986
AFI1802	IDLER ARM	RHD	1979-1986
AFI4994	IDLER ARM	LHD	1983-2015
AFI1803	IDLER ARM		1980-1986
AFP1863	PITMAN ARM	RHD	1979-1986
AFI5698	PITMAN ARM	LHD	1983-2015



Ruitai	Description	Position	Years
AFC6523	CROSS ROD	RHD	1979-1994
AFS4747	SIDE ROD ASSY	LHD	1979-1994
AER5882	RACK END	R/L	1984-2015
AER5885	RACK END	R/L	1982-2015
AFR1619	RACK END	R/L	1982-2015
AFR1625	RACK END	R/L	1982-2015
AFR1626	RACK END	R/L	1984-2015
AFT1327	TIE ROD END	OUT R/L	1986-2015
AFT1345	TIE ROD END	OUT R/L	1984-2015
AFT2822	TIE ROD END	OUT R/L	1974-2015
AFT1325	TIE ROD END	IN R/L	1968-1994
AFT1352	TIE ROD END	IN R/L	1980-2015
AFT2823	TIE ROD END	IN R/L	1983-2015
AFT4623	TIE ROD END		1986-2015
AFA5482	CONTROL ARM	UP L	1980-1994
AFA2880	CONTROL ARM	LOW R	1986-2015
AFA5486	CONTROL ARM	LOW R	1986-2015
AFA2879	CONTROL ARM	LOW L	1986-2015
AFA5485	CONTROL ARM	LOW L	1986-2015
AFA3540	CONTROL ARM		1980-2015
AFB1078	BALL JOINT	UP R/L	1976-1986

MITSUBISHI L300 BOX 1986

AFB1080	BALL JOINT	UP R/L	1980-2015
AFB1085	BALL JOINT	UP R/L	1986-2015
AFB1074	BALL JOINT	LOW R/L	1980-2015
AFB1079	BALL JOINT	LOW R/L	1978-1986
AFB1084	BALL JOINT	LOW R/L	1986-2015
AFB2799	BALL JOINT		1986-2015
AFB2800	BALL JOINT		1986-2015
AFI1802	IDLER ARM	RHD	1979-1986
AFI4994	IDLER ARM	LHD	1983-2015
AFI1803	IDLER ARM		1980-1986
AFP1863	PITMAN ARM	RHD	1979-1986
AFI5698	PITMAN ARM	LHD	1983-2015
AFL1930	STABILIZER LINK		1986-2015



Ruitai	Description	Position	Years
AER5882	RACK END	R/L	1984-2015
AER5885	RACK END	R/L	1982-2015
AFR1619	RACK END	R/L	1982-2015
AFR1625	RACK END	R/L	1982-2015
AFR1626	RACK END	R/L	1984-2015
AFT1327	TIE ROD END	OUT R/L	1986-2015
AFT1345	TIE ROD END	OUT R/L	1984-2015
AFT2823	TIE ROD END		1983-2015
AFT4623	TIE ROD END		1986-2015
AFA2880	CONTROL ARM	LOW R	1986-2015
AFA5486	CONTROL ARM	LOW R	1986-2015
AFA2879	CONTROL ARM	LOW L	1986-2015
AFA5485	CONTROL ARM	LOW L	1986-2015
AFA3540	CONTROL ARM		1980-2015
AFB1085	BALL JOINT	UP R/L	1986-2015
AFB1084	BALL JOINT	LOW R/L	1986-2015
AFB2799	BALL JOINT		1986-2015
AFB2800	BALL JOINT		1986-2015
AFL1930	STABILIZER LINK		1986-2015

AER5885



AFR1619



AFR1625



AFR1625



AFR1619



AER5885



AFR1626



AFR1626



AFT1327



AFT1345



AFT2823



AFT4623



AFT1345



AFT1327



AFA2879



AFA5485



AFA3540



AFA5486



AFA2880



AFB1085



AFB1084



AFB2799



AFB2800



AFB1084




AFB1085



AFL1930



Ruitai	Description	Position	Years
AER5885	RACK END	R/L	1982-2015
AFR1619	RACK END	R/L	1982-2015
AFR1625	RACK END	R/L	1982-2015
AFR1626	RACK END	R/L	1984-2015
AFT1327	TIE ROD END	OUT R/L	1986-2015
AFT1345	TIE ROD END	OUT R/L	1984-2015
AFT2823	TIE ROD END		1983-2015
AFT4623	TIE ROD END		1986-2015
AFA2880	CONTROL ARM	LOW R	1986-2015
AFA5486	CONTROL ARM	LOW R	1986-2015
AFA2879	CONTROL ARM	LOW L	1986-2015
AFA5485	CONTROL ARM	LOW L	1986-2015
AFA3540	CONTROL ARM		1980-2015
AFB1085	BALL JOINT	UP R/L	1986-2015
AFB1084	BALL JOINT	LOW R/L	1986-2015
AFB2799	BALL JOINT		1986-2015
AFB2800	BALL JOINT		1986-2015
AFL1930	STABILIZER LINK		1986-2015



Ruitai	Description	Position	Years
AER5885	RACK END	R/L	1982-2015
AFR1619	RACK END	R/L	1982-2015
AFR1625	RACK END	R/L	1982-2015
AFR1626	RACK END	R/L	1984-2015
AFT1327	TIE ROD END	OUT R/L	1986-2015
AFT1345	TIE ROD END	OUT R/L	1984-2015
AFT2823	TIE ROD END		1983-2015
AFT4623	TIE ROD END		1986-2015
AFA2880	CONTROL ARM	LOW R	1986-2015
AFA5486	CONTROL ARM	LOW R	1986-2015
AFA2879	CONTROL ARM	LOW L	1986-2015
AFA5485	CONTROL ARM	LOW L	1986-2015
AFA3540	CONTROL ARM		1980-2015
AFB1085	BALL JOINT	UP R/L	1986-2015
AFB1084	BALL JOINT	LOW R/L	1986-2015
AFB2799	BALL JOINT		1986-2015
AFB2800	BALL JOINT		1986-2015
AFL1930	STABILIZER LINK		1986-2015

AFI1802



Ruitai	Description	Position	Years
AFI1802	IDLER ARM	RHD	1979-1986

AFT1345



AFT1345



AFI1802



Ruitai	Description	Position	Years
AFT1345	TIE ROD END	OUT R/L	1984-2015
AFI1802	IDLER ARM	RHD	1979-1986

AFT1345



AFT1345



Ruitai	Description	Position	Years
AFT1345	TIE ROD END	OUT R/L	1984-2015

AFT1345



AFT2823



AFT1345



AFA3540



AFB1085



AFB1084



AFB2799



AFB2800



AFB1084



AFB1085



Ruitai	Description	Position	Years
AFT1345	TIE ROD END	OUT R/L	1984-2015
AFT2823	TIE ROD END		1983-2015
AFA3540	CONTROL ARM		1980-2015
AFB1085	BALL JOINT	UP R/L	1986-2015
AFB1084	BALL JOINT	LOW R/L	1986-2015
AFB2799	BALL JOINT		1986-2015
AFB2800	BALL JOINT		1986-2015

AFT1345



AFT1346



AFT2823



AFT1346



AFT1345



AFA3540



AFB1085



AFB1084



AFB3845



AFB3846



AFB1084



AFB1085



AFB2799



AFB2800



Ruitai	Description	Position	Years
AFT1345	TIE ROD END	OUT R/L	1984-2015
AFT1346	TIE ROD END	IN R/L	1988-2015
AFT2823	TIE ROD END		1983-2015
AFA3540	CONTROL ARM		1980-2015
AFB1085	BALL JOINT	UP R/L	1986-2015
AFB1084	BALL JOINT	LOW R/L	1986-2015
AFB3846	BALL JOINT	LOW R	1986-2015
AFB3845	BALL JOINT	LOW L	1986-2015
AFB2799	BALL JOINT		1986-2015
AFB2800	BALL JOINT		1986-2015

AFT1345



AFT1346



AFT1346



AFT1345



AFB1085



AFB3845



AFB2799



AFB2800



AFB3846



AFB1085



Ruitai	Description	Position	Years
AFT1345	TIE ROD END	OUT R/L	1984-2015
AFT1346	TIE ROD END	IN R/L	1988-2015
AFB1085	BALL JOINT	UP R/L	1986-2015
AFB3846	BALL JOINT	LOW R	1986-2015
AFB3845	BALL JOINT	LOW L	1986-2015
AFB2799	BALL JOINT		1986-2015
AFB2800	BALL JOINT		1986-2015

MITSUBISHI L300 BUS 1995 - 2003

AFT1345



AFT1346



AFT1346



AFT1345



AFB1085



AFB3845



AFB2799



AFB2800



AFB3846



AFB1085



Ruitai	Description	Position	Years
AFT1345	TIE ROD END	OUT R/L	1984-2015
AFT1346	TIE ROD END	IN R/L	1988-2015
AFB1085	BALL JOINT	UP R/L	1986-2015
AFB3846	BALL JOINT	LOW R	1986-2015
AFB3845	BALL JOINT	LOW L	1986-2015
AFB2799	BALL JOINT		1986-2015
AFB2800	BALL JOINT		1986-2015

MITSUBISHI L300 BUS 1980

AFI1802



Ruitai	Description	Position	Years
AFI1802	IDLER ARM	RHD	1979-1986

MITSUBISHI L300 BUS 1981 - 1982

AFT1324



AFT2822



AFT1325



AFT1325



AFT2822



AFT1324



AFT1352



AFT1352



AFA5482



AFA3540



AFB1078



AFB1080



AFB1074



AFB1074



AFB1080



AFB1078



AFB1079



AFB1079



AFI1803



AFI1802



AFP1863




Ruitai	Description	Position	Years
AFT1324	TIE ROD END	OUT R/L	1968-2015
AFT2822	TIE ROD END	OUT R/L	1974-2015
AFT1325	TIE ROD END	IN R/L	1968-1994
AFT1352	TIE ROD END	IN R/L	1980-2015
AFA5482	CONTROL ARM	UP L	1980-1994
AFA3540	CONTROL ARM		1980-2015
AFB1078	BALL JOINT	UP R/L	1976-1986
AFB1080	BALL JOINT	UP R/L	1980-2015
AFB1074	BALL JOINT	LOW R/L	1980-2015
AFB1079	BALL JOINT	LOW R/L	1978-1986
AFI1802	IDLER ARM	RHD	1979-1986
AFI1803	IDLER ARM		1980-1986
AFP1863	PITMAN ARM	RHD	1979-1986



Ruitai	Description	Position	Years
AFC6523	CROSS ROD	RHD	1979-1994
AFS4747	SIDE ROD ASSY	LHD	1979-1994
AFT1324	TIE ROD END	OUT R/L	1968-2015
AFT2822	TIE ROD END	OUT R/L	1974-2015
AFT1325	TIE ROD END	IN R/L	1968-1994
AFT1352	TIE ROD END	IN R/L	1980-2015
AFA5482	CONTROL ARM	UP L	1980-1994
AFA3540	CONTROL ARM	UP L	1980-2015
AFB1078	BALL JOINT	UP R/L	1976-1986
AFB1080	BALL JOINT	UP R/L	1980-2015
AFB1074	BALL JOINT	LOW R/L	1980-2015
AFB1079	BALL JOINT	LOW R/L	1978-1986
AFI1802	IDLER ARM	RHD	1979-1986
AFI6525	IDLER ARM	RHD	1983-2015
AFI4994	IDLER ARM	LHD	1983-2015
AFI1803	IDLER ARM	RHD	1980-1986
AFP1863	PITMAN ARM	RHD	1979-1986
AFI5698	PITMAN ARM	LHD	1983-2015




Ruitai	Description	Position	Years
AFC6523	CROSS ROD	RHD	1979-1994
AFS4747	SIDE ROD ASSY	LHD	1979-1994
AFT1324	TIE ROD END	OUT R/L	1968-2015
AFT1345	TIE ROD END	OUT R/L	1984-2015
AFT2822	TIE ROD END	OUT R/L	1974-2015
AFT1325	TIE ROD END	IN R/L	1968-1994
AFT1352	TIE ROD END	IN R/L	1980-2015
AFA5482	CONTROL ARM	UP L	1980-1994
AFA3540	CONTROL ARM		1980-2015
AFB1078	BALL JOINT	UP R/L	1976-1986
AFB1080	BALL JOINT	UP R/L	1980-2015
AFB1074	BALL JOINT	LOW R/L	1980-2015
AFB1079	BALL JOINT	LOW R/L	1978-1986
AFI1802	IDLER ARM	RHD	1979-1986
AFI6525	IDLER ARM	RHD	1983-2015
AFI4994	IDLER ARM	LHD	1983-2015
AFI1803	IDLER ARM		1980-1986
AFP1863	PITMAN ARM	RHD	1979-1986
AFI5698	PITMAN ARM	LHD	1983-2015



Ruitai	Description	Position	Years
AFC6523	CROSS ROD	RHD	1979-1994
AFS4747	SIDE ROD ASSY	LHD	1979-1994
AER5882	RACK END	R/L	1984-2015
AER5885	RACK END	R/L	1982-2015
AFR1619	RACK END	R/L	1982-2015
AFR1625	RACK END	R/L	1982-2015
AFR1626	RACK END	R/L	1984-2015
AFR4667	RACK END	R/L	1986-2015
AFT1324	TIE ROD END	OUT R/L	1968-2015
AFT1327	TIE ROD END	OUT R/L	1986-2015
AFT1345	TIE ROD END	OUT R/L	1984-2015
AFT2822	TIE ROD END	OUT R/L	1974-2015
AFT1325	TIE ROD END	IN R/L	1968-1994
AFT1352	TIE ROD END	IN R/L	1980-2015

MITSUBISHI L300 BUS 1986


AFT2823	TIE ROD END		1983-2015
AFT4623	TIE ROD END		1986-2015
AFA5482	CONTROL ARM	UP L	1980-1994
AFA2880	CONTROL ARM	LOW R	1986-2015
AFA5486	CONTROL ARM	LOW R	1986-2015
AFA2879	CONTROL ARM	LOW L	1986-2015
AFA5485	CONTROL ARM	LOW L	1986-2015
AFA3540	CONTROL ARM		1980-2015
AFB1078	BALL JOINT	UP R/L	1976-1986
AFB1080	BALL JOINT	UP R/L	1980-2015
AFB1085	BALL JOINT	UP R/L	1986-2015
AFB1074	BALL JOINT	LOW R/L	1980-2015
AFB1079	BALL JOINT	LOW R/L	1978-1986
AFB1084	BALL JOINT	LOW R/L	1986-2015
AFB2799	BALL JOINT		1986-2015
AFB2800	BALL JOINT		1986-2015
AFI1802	IDLER ARM	RHD	1979-1986
AFI6525	IDLER ARM	RHD	1983-2015
AFI4994	IDLER ARM	LHD	1983-2015
AFI1803	IDLER ARM		1980-1986
AFP1863	PITMAN ARM	RHD	1979-1986
AFI5698	PITMAN ARM	LHD	1983-2015
AFL1930	STABILIZER LINK		1986-2015



Ruitai	Description	Position	Years
AER5882	RACK END	R/L	1984-2015
AER5885	RACK END	R/L	1982-2015
AFR1619	RACK END	R/L	1982-2015
AFR1625	RACK END	R/L	1982-2015
AFR1626	RACK END	R/L	1984-2015
AFR4667	RACK END	R/L	1986-2015
AFT1324	TIE ROD END	OUT R/L	1968-2015
AFT1327	TIE ROD END	OUT R/L	1986-2015
AFT1345	TIE ROD END	OUT R/L	1984-2015
AFT2822	TIE ROD END	OUT R/L	1974-2015
AFT1325	TIE ROD END	IN R/L	1968-1994
AFT1352	TIE ROD END	IN R/L	1980-2015
AFT2823	TIE ROD END		1983-2015
AFT4623	TIE ROD END		1986-2015
AFA5482	CONTROL ARM	UP L	1980-1994
AFA2880	CONTROL ARM	LOW R	1986-2015
AFA5486	CONTROL ARM	LOW R	1986-2015
AFA2879	CONTROL ARM	LOW L	1986-2015
AFA5485	CONTROL ARM	LOW L	1986-2015
AFA3540	CONTROL ARM		1980-2015
AFB1080	BALL JOINT	UP R/L	1980-2015
AFB1085	BALL JOINT	UP R/L	1986-2015
AFB1074	BALL JOINT	LOW R/L	1980-2015
AFB1084	BALL JOINT	LOW R/L	1986-2015
AFB2799	BALL JOINT		1986-2015
AFB2800	BALL JOINT		1986-2015
AFI6525	IDLER ARM	RHD	1983-2015
AFI4994	IDLER ARM	LHD	1983-2015
AFL1930	STABILIZER LINK		1986-2015



Ruitai	Description	Position	Years
AER5882	RACK END	R/L	1984-2015
AER5885	RACK END	R/L	1982-2015
AFR1619	RACK END	R/L	1982-2015
AFR1625	RACK END	R/L	1982-2015
AFR1626	RACK END	R/L	1984-2015
AFR4667	RACK END	R/L	1986-2015
AFT1327	TIE ROD END	OUT R/L	1986-2015
AFT1345	TIE ROD END	OUT R/L	1984-2015
AFT2823	TIE ROD END		1983-2015
AFT4623	TIE ROD END		1986-2015
AFA2880	CONTROL ARM	LOW R	1986-2015
AFA5486	CONTROL ARM	LOW R	1986-2015
AFA2879	CONTROL ARM	LOW L	1986-2015
AFA5485	CONTROL ARM	LOW L	1986-2015
AFA3540	CONTROL ARM		1980-2015
AFB1085	BALL JOINT	UP R/L	1986-2015
AFB1084	BALL JOINT	LOW R/L	1986-2015
AFB2799	BALL JOINT		1986-2015
AFB2800	BALL JOINT		1986-2015
AFL1930	STABILIZER LINK		1986-2015



Ruitai	Description	Position	Years
AER5882	RACK END	R/L	1984-2015
AER5885	RACK END	R/L	1982-2015
AFR1619	RACK END	R/L	1982-2015
AFR1625	RACK END	R/L	1982-2015
AFR1626	RACK END	R/L	1984-2015
AFR4667	RACK END	R/L	1986-2015
AFT1327	TIE ROD END	OUT R/L	1986-2015
AFT1345	TIE ROD END	OUT R/L	1984-2015
AFT2823	TIE ROD END		1983-2015
AFT4623	TIE ROD END		1986-2015
AFA2880	CONTROL ARM	LOW R	1986-2015
AFA5486	CONTROL ARM	LOW R	1986-2015
AFA2879	CONTROL ARM	LOW L	1986-2015
AFA5485	CONTROL ARM	LOW L	1986-2015
AFA3540	CONTROL ARM		1980-2015
AFB1085	BALL JOINT	UP R/L	1986-2015
AFB1084	BALL JOINT	LOW R/L	1986-2015
AFB2799	BALL JOINT		1986-2015
AFB2800	BALL JOINT		1986-2015
AFL1930	STABILIZER LINK		1986-2015

AFT1340



AFT1345



AFT1341



AFT1341



AFT1345



AFT1340



AFA3540



AFB1080



AFB1083



AFB1083



AFB1080



Ruitai	Description	Position	Years
AFT1340	TIE ROD END	OUT R/L	1980-2015
AFT1345	TIE ROD END	OUT R/L	1984-2015
AFT1341	TIE ROD END	IN R/L	1982-2015
AFA3540	CONTROL ARM		1980-2015
AFB1080	BALL JOINT	UP R/L	1980-2015
AFB1083	BALL JOINT	LOW R/L	1980-2015

AFR5891



AFR5891



AFT1327



AFT1340



AFT1345



AFT1345



AFT1340



AFT1327



AFT1341



AFT2823



AFT4623



AFT1341



AFA2879



AFA5485



AFA3540



AFA5486



AFA2880



AFB1080



AFB1085



AFB1083



AFB1083



AFB1085



AFB1080



AFB3845



AFB2799



AFB2800



AFB3846



Ruitai	Description	Position	Years
AFR5891	RACK END	R/L	1986-2015
AFT1327	TIE ROD END	OUT R/L	1986-2015
AFT1340	TIE ROD END	OUT R/L	1980-2015
AFT1345	TIE ROD END	OUT R/L	1984-2015
AFT1341	TIE ROD END	IN R/L	1982-2015
AFT2823	TIE ROD END		1983-2015
AFT4623	TIE ROD END		1986-2015
AFA2880	CONTROL ARM	LOW R	1986-2015
AFA5486	CONTROL ARM	LOW R	1986-2015
AFA2879	CONTROL ARM	LOW L	1986-2015
AFA5485	CONTROL ARM	LOW L	1986-2015
AFA3540	CONTROL ARM		1980-2015
AFB1080	BALL JOINT	UP R/L	1980-2015
AFB1085	BALL JOINT	UP R/L	1986-2015
AFB1083	BALL JOINT	LOW R/L	1980-2015
AFB3846	BALL JOINT	LOW R	1986-2015
AFB3845	BALL JOINT	LOW L	1986-2015
AFB2799	BALL JOINT		1986-2015
AFB2800	BALL JOINT		1986-2015




Ruitai	Description	Position	Years
AFR1619	RACK END	R/L	1982-2015
AFR1625	RACK END	R/L	1982-2015
AFR1626	RACK END	R/L	1984-2015
AFR5891	RACK END	R/L	1986-2015
AFT1327	TIE ROD END	OUT R/L	1986-2015
AFT1345	TIE ROD END	OUT R/L	1984-2015
AFT1346	TIE ROD END	IN R/L	1988-2015
AFT2823	TIE ROD END		1983-2015
AFT4623	TIE ROD END		1986-2015
AFA2880	CONTROL ARM	LOW R	1986-2015
AFA5486	CONTROL ARM	LOW R	1986-2015
AFA2879	CONTROL ARM	LOW L	1986-2015
AFA5485	CONTROL ARM	LOW L	1986-2015
AFA3540	CONTROL ARM		1980-2015
AFB1085	BALL JOINT	UP R/L	1986-2015
AFB1083	BALL JOINT	LOW R/L	1980-2015
AFB3846	BALL JOINT	LOW R	1986-2015
AFB3845	BALL JOINT	LOW L	1986-2015
AFB2799	BALL JOINT		1986-2015
AFB2800	BALL JOINT		1986-2015

MITSUBISHI L300 EXPRESS BOX 1988 - 2015



Ruitai	Description	Position	Years
AFR1619	RACK END	R/L	1982-2015
AFR1625	RACK END	R/L	1982-2015
AFR1626	RACK END	R/L	1984-2015
AFR5891	RACK END	R/L	1986-2015
AFT1327	TIE ROD END	OUT R/L	1986-2015
AFT1345	TIE ROD END	OUT R/L	1984-2015
AFT1346	TIE ROD END	IN R/L	1988-2015
AFT2823	TIE ROD END		1983-2015
AFT4623	TIE ROD END		1986-2015
AFA2880	CONTROL ARM	LOW R	1986-2015
AFA5486	CONTROL ARM	LOW R	1986-2015
AFA2879	CONTROL ARM	LOW L	1986-2015
AFA5485	CONTROL ARM	LOW L	1986-2015
AFA3540	CONTROL ARM		1980-2015
AFB1085	BALL JOINT	UP R/L	1986-2015
AFB1083	BALL JOINT	LOW R/L	1980-2015
AFB3846	BALL JOINT	LOW R	1986-2015
AFB3845	BALL JOINT	LOW L	1986-2015
AFB2799	BALL JOINT		1986-2015
AFB2800	BALL JOINT		1986-2015

MITSUBISHI L300 EXPRESS BOX 1980 - 1982




Ruitai	Description	Position	Years
AFC6523	CROSS ROD	RHD	1979-1994
AFS4747	SIDE ROD ASSY	LHD	1979-1994
AFT2822	TIE ROD END	OUT R/L	1974-2015
AFT1325	TIE ROD END	IN R/L	1968-1994
AFT1352	TIE ROD END	IN R/L	1980-2015
AFA5482	CONTROL ARM	UP L	1980-1994
AFA3540	CONTROL ARM		1980-2015
AFB1078	BALL JOINT	UP R/L	1976-1986
AFB1080	BALL JOINT	UP R/L	1980-2015
AFB1074	BALL JOINT	LOW R/L	1980-2015
AFB1079	BALL JOINT	LOW R/L	1978-1986
AF1802	IDLER ARM	RHD	1979-1986
AF1803	IDLER ARM		1980-1986
AFP1863	PITMAN ARM	RHD	1979-1986

MITSUBISHI L300 EXPRESS BOX 1983 - 1985



Ruitai	Description	Position	Years
AFC6523	CROSS ROD	RHD	1979-1994
AFS4747	SIDE ROD ASSY	LHD	1979-1994
AFT2822	TIE ROD END	OUT R/L	1974-2015
AFT1325	TIE ROD END	IN R/L	1968-1994
AFT1352	TIE ROD END	IN R/L	1980-2015
AFA5482	CONTROL ARM	UP L	1980-1994
AFA3540	CONTROL ARM		1980-2015
AFB1078	BALL JOINT	UP R/L	1976-1986
AFB1080	BALL JOINT	UP R/L	1980-2015
AFB1074	BALL JOINT	LOW R/L	1980-2015
AFB1079	BALL JOINT	LOW R/L	1978-1986
AFI1802	IDLER ARM	RHD	1979-1986
AFI4994	IDLER ARM	LHD	1983-2015
AFI1803	IDLER ARM		1980-1986
AFP1863	PITMAN ARM	RHD	1979-1986
AFI5698	PITMAN ARM	LHD	1983-2015




Ruitai	Description	Position	Years
AFC6523	CROSS ROD	RHD	1979-1994
AFS4747	SIDE ROD ASSY	LHD	1979-1994
AER5882	RACK END	R/L	1984-2015
AER5885	RACK END	R/L	1982-2015
AFR1619	RACK END	R/L	1982-2015
AFR1625	RACK END	R/L	1982-2015
AFR1626	RACK END	R/L	1984-2015
AFT1327	TIE ROD END	OUT R/L	1986-2015
AFT1345	TIE ROD END	OUT R/L	1984-2015
AFT2822	TIE ROD END	OUT R/L	1974-2015
AFT1325	TIE ROD END	IN R/L	1968-1994
AFT1352	TIE ROD END	IN R/L	1980-2015
AFT2823	TIE ROD END		1983-2015
AFT4623	TIE ROD END		1986-2015
AFA5482	CONTROL ARM	UP L	1980-1994
AFA2880	CONTROL ARM	LOW R	1986-2015
AFA5486	CONTROL ARM	LOW R	1986-2015
AFA2879	CONTROL ARM	LOW L	1986-2015
AFA5485	CONTROL ARM	LOW L	1986-2015
AFA3540	CONTROL ARM		1980-2015
AFB1078	BALL JOINT	UP R/L	1976-1986

MITSUBISHI L300 EXPRESS BOX 1986


AFB1080	BALL JOINT	UP R/L	1980-2015
AFB1085	BALL JOINT	UP R/L	1986-2015
AFB1074	BALL JOINT	LOW R/L	1980-2015
AFB1079	BALL JOINT	LOW R/L	1978-1986
AFB1084	BALL JOINT	LOW R/L	1986-2015
AFB2799	BALL JOINT		1986-2015
AFB2800	BALL JOINT		1986-2015
AFI1802	IDLER ARM	RHD	1979-1986
AFI4994	IDLER ARM	LHD	1983-2015
AFI1803	IDLER ARM		1980-1986
AFP1863	PITMAN ARM	RHD	1979-1986
AFI5698	PITMAN ARM	LHD	1983-2015
AFL1930	STABILIZER LINK		1986-2015

MITSUBISHI L300 EXPRESS BOX 1987 - 2006



Ruitai	Description	Position	Years
AER5882	RACK END	R/L	1984-2015
AER5885	RACK END	R/L	1982-2015
AFR1619	RACK END	R/L	1982-2015
AFR1625	RACK END	R/L	1982-2015
AFR1626	RACK END	R/L	1984-2015
AFT1327	TIE ROD END	OUT R/L	1986-2015
AFT1345	TIE ROD END	OUT R/L	1984-2015
AFT2823	TIE ROD END		1983-2015
AFT4623	TIE ROD END		1986-2015
AFA2880	CONTROL ARM	LOW R	1986-2015
AFA5486	CONTROL ARM	LOW R	1986-2015
AFA2879	CONTROL ARM	LOW L	1986-2015
AFA5485	CONTROL ARM	LOW L	1986-2015
AFA3540	CONTROL ARM		1980-2015
AFB1085	BALL JOINT	UP R/L	1986-2015
AFB1084	BALL JOINT	LOW R/L	1986-2015
AFB2799	BALL JOINT		1986-2015
AFB2800	BALL JOINT		1986-2015
AFL1930	STABILIZER LINK		1986-2015

MITSUBISHI L300 EXPRESS BOX 2007 - 2015



Ruitai	Description	Position	Years
AER5885	RACK END	R/L	1982-2015
AFR1619	RACK END	R/L	1982-2015
AFR1625	RACK END	R/L	1982-2015
AFR1626	RACK END	R/L	1984-2015
AFT1327	TIE ROD END	OUT R/L	1986-2015
AFT1345	TIE ROD END	OUT R/L	1984-2015
AFT2823	TIE ROD END		1983-2015
AFT4623	TIE ROD END		1986-2015
AFA2880	CONTROL ARM	LOW R	1986-2015
AFA5486	CONTROL ARM	LOW R	1986-2015
AFA2879	CONTROL ARM	LOW L	1986-2015
AFA5485	CONTROL ARM	LOW L	1986-2015
AFA3540	CONTROL ARM		1980-2015
AFB1085	BALL JOINT	UP R/L	1986-2015
AFB1084	BALL JOINT	LOW R/L	1986-2015
AFB2799	BALL JOINT		1986-2015
AFB2800	BALL JOINT		1986-2015
AFL1930	STABILIZER LINK		1986-2015

MITSUBISHI L300 EXPRESS BOX 4WD 2007 - 2015

AER5885



AFR1619



AFR1625



AFR1625



AFR1619



AER5885



AFR1626



AFR1626



AFT1327



AFT1345



AFT2823



AFT4623



AFT1345



AFT1327



AFA2879



AFA5485



AFA3540



AFA5486



AFA2880



AFB1085



AFB1084



AFB2799



AFB2800



AFB1084



AFB1085



AFL1930



Ruitai	Description	Position	Years
AER5885	RACK END	R/L	1982-2015
AFR1619	RACK END	R/L	1982-2015
AFR1625	RACK END	R/L	1982-2015
AFR1626	RACK END	R/L	1984-2015
AFT1327	TIE ROD END	OUT R/L	1986-2015
AFT1345	TIE ROD END	OUT R/L	1984-2015
AFT2823	TIE ROD END		1983-2015
AFT4623	TIE ROD END		1986-2015
AFA2880	CONTROL ARM	LOW R	1986-2015
AFA5486	CONTROL ARM	LOW R	1986-2015
AFA2879	CONTROL ARM	LOW L	1986-2015
AFA5485	CONTROL ARM	LOW L	1986-2015
AFA3540	CONTROL ARM		1980-2015
AFB1085	BALL JOINT	UP R/L	1986-2015
AFB1084	BALL JOINT	LOW R/L	1986-2015
AFB2799	BALL JOINT		1986-2015
AFB2800	BALL JOINT		1986-2015
AFL1930	STABILIZER LINK		1986-2015

mitsubishi **MITSUBISHI L300 EXPRESS BOX 4WD 1983 - 1985**

AF11802



Ruitai	Description	Position	Years
AF11802	IDLER ARM	RHD	1979-1986

AFT1345



AFT1345



AFI1802



Ruitai	Description	Position	Years
AFT1345	TIE ROD END	OUT R/L	1984-2015
AFI1802	IDLER ARM	RHD	1979-1986



mitsubishi L300 EXPRESS BOX 4WD 1987

AFT1345



AFT1345



Ruitai	Description	Position	Years
AFT1345	TIE ROD END	OUT R/L	1984-2015

MITSUBISHI L300 EXPRESS BOX 4WD 1988 - 1990

AFT1345



AFT2823



AFT1345



AFA3540



AFB1085



AFB1084



AFB2799



AFB2800



AFB1084



AFB1085



Ruitai	Description	Position	Years
AFT1345	TIE ROD END	OUT R/L	1984-2015
AFT2823	TIE ROD END		1983-2015
AFA3540	CONTROL ARM		1980-2015
AFB1085	BALL JOINT	UP R/L	1986-2015
AFB1084	BALL JOINT	LOW R/L	1986-2015
AFB2799	BALL JOINT		1986-2015
AFB2800	BALL JOINT		1986-2015

MITSUBISHI L300 EXPRESS BOX 4WD 1991 - 1994

AFT1345



AFT1346



AFT2823



AFT1346



AFT1345



AFA3540



AFB1085



AFB1084



AFB3845



AFB3846



AFB1084



AFB1085



AFB2799



AFB2800



Ruitai	Description	Position	Years
AFT1345	TIE ROD END	OUT R/L	1984-2015
AFT1346	TIE ROD END	IN R/L	1988-2015
AFT2823	TIE ROD END		1983-2015
AFA3540	CONTROL ARM		1980-2015
AFB1085	BALL JOINT	UP R/L	1986-2015
AFB1084	BALL JOINT	LOW R/L	1986-2015
AFB3846	BALL JOINT	LOW R	1986-2015
AFB3845	BALL JOINT	LOW L	1986-2015
AFB2799	BALL JOINT		1986-2015
AFB2800	BALL JOINT		1986-2015

mitsubishi RUITAI L300 EXPRESS BOX 4WD 1995 - 2003

AFT1345



AFT1346



AFT1346



AFT1345



AFB1085



AFB3845



AFB2799



AFB2800



AFB3846



AFB1085



Ruitai	Description	Position	Years
AFT1345	TIE ROD END	OUT R/L	1984-2015
AFT1346	TIE ROD END	IN R/L	1988-2015
AFB1085	BALL JOINT	UP R/L	1986-2015
AFB3846	BALL JOINT	LOW R	1986-2015
AFB3845	BALL JOINT	LOW L	1986-2015
AFB2799	BALL JOINT		1986-2015
AFB2800	BALL JOINT		1986-2015

AFT1345



AFT1346



AFT1346



AFT1345



AFB1085



AFB3845



AFB2799



AFB2800



AFB3846



AFB1085



Ruitai	Description	Position	Years
AFT1345	TIE ROD END	OUT R/L	1984-2015
AFT1346	TIE ROD END	IN R/L	1988-2015
AFB1085	BALL JOINT	UP R/L	1986-2015
AFB3846	BALL JOINT	LOW R	1986-2015
AFB3845	BALL JOINT	LOW L	1986-2015
AFB2799	BALL JOINT		1986-2015
AFB2800	BALL JOINT		1986-2015

AFT1324



AFT2822



AFT1325



AFT1325



AFT2822



AFT1324



AFT1352



AFT1352



AFA3540



AFB1080



AFB1074



AFB1074



AFB1080



Ruitai	Description	Position	Years
AFT1324	TIE ROD END	OUT R/L	1968-2015
AFT2822	TIE ROD END	OUT R/L	1974-2015
AFT1325	TIE ROD END	IN R/L	1968-1994
AFT1352	TIE ROD END	IN R/L	1980-2015
AFA3540	CONTROL ARM		1980-2015
AFB1080	BALL JOINT	UP R/L	1980-2015
AFB1074	BALL JOINT	LOW R/L	1980-2015

AFT1324



AFT2822



AFT1325



AFT1325



AFT2822



AFT1324



AFT1352



AFT1352



AFA2879



AFA3540



AFA2880



AFB1080



AFB1085



AFB1074



AFB1074



AFB1085



AFB1080




AFI3974



Ruitai	Description	Position	Years
AFT1324	TIE ROD END	OUT R/L	1968-2015
AFT2822	TIE ROD END	OUT R/L	1974-2015
AFT1325	TIE ROD END	IN R/L	1968-1994
AFT1352	TIE ROD END	IN R/L	1980-2015
AFA2880	CONTROL ARM	LOW R	1986-2015
AFA2879	CONTROL ARM	LOW L	1986-2015
AFA3540	CONTROL ARM		1980-2015
AFB1080	BALL JOINT	UP R/L	1980-2015
AFB1085	BALL JOINT	UP R/L	1986-2015
AFB1074	BALL JOINT	LOW R/L	1980-2015
AFI3974	IDLER ARM	LHD	1986-2015



Ruitai	Description	Position	Years
AFR1619	RACK END	R/L	1982-2015
AFR1625	RACK END	R/L	1982-2015
AFR1626	RACK END	R/L	1984-2015
AFT1324	TIE ROD END	OUT R/L	1968-2015
AFT1327	TIE ROD END	OUT R/L	1986-2015
AFT1345	TIE ROD END	OUT R/L	1984-2015
AFT2822	TIE ROD END	OUT R/L	1974-2015
AFT1325	TIE ROD END	IN R/L	1968-1994
AFT1346	TIE ROD END	IN R/L	1988-2015
AFT1352	TIE ROD END	IN R/L	1980-2015
AFT2823	TIE ROD END		1983-2015
AFT4623	TIE ROD END		1986-2015
AFA2880	CONTROL ARM	LOW R	1986-2015
AFA2879	CONTROL ARM	LOW L	1986-2015
AFA3540	CONTROL ARM		1980-2015
AFB1080	BALL JOINT	UP R/L	1980-2015
AFB1085	BALL JOINT	UP R/L	1986-2015
AFB1074	BALL JOINT	LOW R/L	1980-2015
AFB1084	BALL JOINT	LOW R/L	1986-2015
AFI3974	IDLER ARM	LHD	1986-2015
AFL1930	STABILIZER LINK		1986-2015



Ruitai	Description	Position	Years
AFR1619	RACK END	R/L	1982-2015
AFR1625	RACK END	R/L	1982-2015
AFR1626	RACK END	R/L	1984-2015
AFT1327	TIE ROD END	OUT R/L	1986-2015
AFT1345	TIE ROD END	OUT R/L	1984-2015
AFT1346	TIE ROD END	IN R/L	1988-2015
AFT2823	TIE ROD END		1983-2015
AFT4623	TIE ROD END		1986-2015
AFB1085	BALL JOINT	UP R/L	1986-2015
AFB1084	BALL JOINT	LOW R/L	1986-2015
AFL1930	STABILIZER LINK		1986-2015

AFR1619



AFR1625



AFR1626



AFR1626



AFR1625



AFR1619



AFT1327



AFT1345



AFT1346



AFT1346



AFT1345



AFT1327



AFT2823



AFT4623



AFB1085



AFB1084



AFB1084



AFB1085



AFL1930



Ruitai	Description	Position	Years
AFR1619	RACK END	R/L	1982-2015
AFR1625	RACK END	R/L	1982-2015
AFR1626	RACK END	R/L	1984-2015
AFT1327	TIE ROD END	OUT R/L	1986-2015
AFT1345	TIE ROD END	OUT R/L	1984-2015
AFT1346	TIE ROD END	IN R/L	1988-2015
AFT2823	TIE ROD END		1983-2015
AFT4623	TIE ROD END		1986-2015
AFB1085	BALL JOINT	UP R/L	1986-2015
AFB1084	BALL JOINT	LOW R/L	1986-2015
AFL1930	STABILIZER LINK		1986-2015

AFC6523



AFS4747



AFA5482



AFI4994



Ruitai	Description	Position	Years
AFC6523	CROSS ROD	RHD	1979-1994
AFS4747	SIDE ROD ASSY	LHD	1979-1994
AFA5482	CONTROL ARM	UP L	1980-1994
AFI4994	IDLER ARM	LHD	1983-2015

AFC6523



AFS4747



AFA5482



AFA5485



AFA5486



AFI4994



AFI5698



Ruitai	Description	Position	Years
AFC6523	CROSS ROD	RHD	1979-1994
AFS4747	SIDE ROD ASSY	LHD	1979-1994
AFA5482	CONTROL ARM	UP L	1980-1994
AFA5486	CONTROL ARM	LOW R	1986-2015
AFA5485	CONTROL ARM	LOW L	1986-2015
AFI4994	IDLER ARM	LHD	1983-2015
AFI5698	PITMAN ARM	LHD	1983-2015

AFC6523



AFS4747



AFA5482



AFA5485



AFA5486



AFB5697



AFB1081



AFB5697



AFI4994



AFI5698



Ruitai	Description	Position	Years
AFC6523	CROSS ROD	RHD	1979-1994
AFS4747	SIDE ROD ASSY	LHD	1979-1994
AFA5482	CONTROL ARM	UP L	1980-1994
AFA5486	CONTROL ARM	LOW R	1986-2015
AFA5485	CONTROL ARM	LOW L	1986-2015
AFB5697	BALL JOINT	LOW R/L	1994-2015
AFB1081	BALL JOINT		1986-2015
AFI4994	IDLER ARM	LHD	1983-2015
AFI5698	PITMAN ARM	LHD	1983-2015

AFB5697



AFB1081



AFB5697



Ruitai	Description	Position	Years
AFB5697	BALL JOINT	LOW R/L	1994-2015
AFB1081	BALL JOINT		1986-2015

MITSUBISHI L300 STARWAGON BUS 1995 - 2000

AFB5697



AFB1081



AFB5697



Ruitai	Description	Position	Years
AFB5697	BALL JOINT	LOW R/L	1994-2015
AFB1081	BALL JOINT		1986-2015

AFI1802



Ruitai	Description	Position	Years
AFI1802	IDLER ARM	RHD	1979-1986

MITSUBISHI L300 STARWAGON BUS 1981 - 1982



Ruitai	Description	Position	Years
AFT1324	TIE ROD END	OUT R/L	1968-2015
AFT2822	TIE ROD END	OUT R/L	1974-2015
AFT1325	TIE ROD END	IN R/L	1968-1994
AFT1352	TIE ROD END	IN R/L	1980-2015
AFA5482	CONTROL ARM	UP L	1980-1994
AFA3540	CONTROL ARM		1980-2015
AFB1078	BALL JOINT	UP R/L	1976-1986
AFB1080	BALL JOINT	UP R/L	1980-2015
AFB1074	BALL JOINT	LOW R/L	1980-2015
AFB1079	BALL JOINT	LOW R/L	1978-1986
AFI1802	IDLER ARM	RHD	1979-1986
AFI1803	IDLER ARM		1980-1986
AFP1863	PITMAN ARM	RHD	1979-1986

AFC6523



AFS4747



AFT1324



AFT2822



AFT1325



AFT1325



AFT2822



AFT1324



AFT1352



AFT1352



AFA5482



AFA3540



AFB1078



AFB1080



AFB1074



AFB1074



AFB1080



AFB1078



AFB1079



AFB1079



AFI4994



AFI1803



AFI6525



AFI1802



AFI5698



AFP1863



Ruitai	Description	Position	Years
AFC6523	CROSS ROD	RHD	1979-1994
AFS4747	SIDE ROD ASSY	LHD	1979-1994
AFT1324	TIE ROD END	OUT R/L	1968-2015
AFT2822	TIE ROD END	OUT R/L	1974-2015
AFT1325	TIE ROD END	IN R/L	1968-1994
AFT1352	TIE ROD END	IN R/L	1980-2015
AFA5482	CONTROL ARM	UP L	1980-1994
AFA3540	CONTROL ARM	UP L	1980-2015
AFB1078	BALL JOINT	UP R/L	1976-1986
AFB1080	BALL JOINT	UP R/L	1980-2015
AFB1074	BALL JOINT	LOW R/L	1980-2015
AFB1079	BALL JOINT	LOW R/L	1978-1986
AFI1802	IDLER ARM	RHD	1979-1986
AFI6525	IDLER ARM	RHD	1983-2015
AFI4994	IDLER ARM	LHD	1983-2015
AFI1803	IDLER ARM	RHD	1980-1986
AFP1863	PITMAN ARM	RHD	1979-1986
AFI5698	PITMAN ARM	LHD	1983-2015


mitsubishi L300 STARWAGON BUS 1984 - 1985



Ruitai	Description	Position	Years
AFC6523	CROSS ROD	RHD	1979-1994
AFS4747	SIDE ROD ASSY	LHD	1979-1994
AFT1324	TIE ROD END	OUT R/L	1968-2015
AFT1345	TIE ROD END	OUT R/L	1984-2015
AFT2822	TIE ROD END	OUT R/L	1974-2015
AFT1325	TIE ROD END	IN R/L	1968-1994
AFT1352	TIE ROD END	IN R/L	1980-2015
AFA5482	CONTROL ARM	UP L	1980-1994
AFA3540	CONTROL ARM		1980-2015
AFB1078	BALL JOINT	UP R/L	1976-1986
AFB1080	BALL JOINT	UP R/L	1980-2015
AFB1074	BALL JOINT	LOW R/L	1980-2015
AFB1079	BALL JOINT	LOW R/L	1978-1986
AFI1802	IDLER ARM	RHD	1979-1986
AFI6525	IDLER ARM	RHD	1983-2015
AFI4994	IDLER ARM	LHD	1983-2015
AFI1803	IDLER ARM		1980-1986
AFP1863	PITMAN ARM	RHD	1979-1986
AFI5698	PITMAN ARM	LHD	1983-2015



Ruitai	Description	Position	Years
AFC6523	CROSS ROD	RHD	1979-1994
AFS4747	SIDE ROD ASSY	LHD	1979-1994
AER5882	RACK END	R/L	1984-2015
AER5885	RACK END	R/L	1982-2015
AFR4667	RACK END	R/L	1986-2015
AFR5891	RACK END	R/L	1986-2015
AFT1324	TIE ROD END	OUT R/L	1968-2015
AFT1345	TIE ROD END	OUT R/L	1984-2015
AFT2822	TIE ROD END	OUT R/L	1974-2015
AFT1325	TIE ROD END	IN R/L	1968-1994
AFT1352	TIE ROD END	IN R/L	1980-2015
AFA5482	CONTROL ARM	UP L	1980-1994
AFA5486	CONTROL ARM	LOW R	1986-2015
AFA5485	CONTROL ARM	LOW L	1986-2015
AFA3540	CONTROL ARM		1980-2015
AFB1078	BALL JOINT	UP R/L	1976-1986
AFB1080	BALL JOINT	UP R/L	1980-2015
AFB1074	BALL JOINT	LOW R/L	1980-2015
AFB1079	BALL JOINT	LOW R/L	1978-1986
AFI1802	IDLER ARM	RHD	1979-1986
AFI6525	IDLER ARM	RHD	1983-2015
AFI4994	IDLER ARM	LHD	1983-2015
AFI1803	IDLER ARM		1980-1986
AFI1863	PITMAN ARM	RHD	1979-1986
AFI5698	PITMAN ARM	LHD	1983-2015



Ruitai	Description	Position	Years
AER5882	RACK END	R/L	1984-2015
AER5885	RACK END	R/L	1982-2015
AFR4667	RACK END	R/L	1986-2015
AFR5891	RACK END	R/L	1986-2015
AFT1324	TIE ROD END	OUT R/L	1968-2015
AFT1345	TIE ROD END	OUT R/L	1984-2015
AFT2822	TIE ROD END	OUT R/L	1974-2015
AFT1325	TIE ROD END	IN R/L	1968-1994
AFT1352	TIE ROD END	IN R/L	1980-2015
AFA5482	CONTROL ARM	UP L	1980-1994
AFA5486	CONTROL ARM	LOW R	1986-2015
AFA5485	CONTROL ARM	LOW L	1986-2015
AFA3540	CONTROL ARM		1980-2015
AFB1080	BALL JOINT	UP R/L	1980-2015
AFB1074	BALL JOINT	LOW R/L	1980-2015
AFI6525	IDLER ARM	RHD	1983-2015
AFI4994	IDLER ARM	LHD	1983-2015

mitsubishi L300 STARWAGON BUS 1988 - 2015

AER5882



AER5885



AFR4667



AFR4667



AER5885



AER5882



AFR5891



AFR5891



AFA5485



AFA5486



Ruitai	Description	Position	Years
AER5882	RACK END	R/L	1984-2015
AER5885	RACK END	R/L	1982-2015
AFR4667	RACK END	R/L	1986-2015
AFR5891	RACK END	R/L	1986-2015
AFA5486	CONTROL ARM	LOW R	1986-2015
AFA5485	CONTROL ARM	LOW L	1986-2015

MITSUBISHI L300 STARWAGON BUS 4WD 1988 - 2015

AER5882



AER5885



AFR4667



AFR4667



AER5885



AER5882



AFR5891



AFR5891



AFA5485



AFA5486



Ruitai	Description	Position	Years
AER5882	RACK END	R/L	1984-2015
AER5885	RACK END	R/L	1982-2015
AFR4667	RACK END	R/L	1986-2015
AFR5891	RACK END	R/L	1986-2015
AFA5486	CONTROL ARM	LOW R	1986-2015
AFA5485	CONTROL ARM	LOW L	1986-2015

MITSUBISHI L300 STARWAGON BUS 4WD 1984 - 198

AFT1340



AFT1345



AFT1341



AFT1341



AFT1345



AFT1340



AFA3540



AFB1080



AFB1083



AFB1083



AFB1080



Ruitai	Description	Position	Years
AFT1340	TIE ROD END	OUT R/L	1980-2015
AFT1345	TIE ROD END	OUT R/L	1984-2015
AFT1341	TIE ROD END	IN R/L	1982-2015
AFA3540	CONTROL ARM		1980-2015
AFB1080	BALL JOINT	UP R/L	1980-2015
AFB1083	BALL JOINT	LOW R/L	1980-2015

MITSUBISHI L400 BOX 1984 - 1987

AFT1340



AFT1345



AFT1341



AFT1341



AFT1345



AFT1340



AFA3540



AFB1080



AFB1083



AFB1083



AFB1080



Ruitai	Description	Position	Years
AFT1340	TIE ROD END	OUT R/L	1980-2015
AFT1345	TIE ROD END	OUT R/L	1984-2015
AFT1341	TIE ROD END	IN R/L	1982-2015
AFA3540	CONTROL ARM		1980-2015
AFB1080	BALL JOINT	UP R/L	1980-2015
AFB1083	BALL JOINT	LOW R/L	1980-2015

MITSUBISHI L400 BOX 1996 - 2001

AFT1346



AFT4623



AFT1346



AFB1085



AFB1084



AFB5697



AFB5697



AFB1084



AFB1085



AFB1081



AFB2800



AFB2799



Ruitai	Description	Position	Years
AFT1346	TIE ROD END	IN R/L	1988-2015
AFT4623	TIE ROD END		1986-2015
AFB1085	BALL JOINT	UP R/L	1986-2015
AFB1084	BALL JOINT	LOW R/L	1986-2015
AFB5697	BALL JOINT	LOW R/L	1994-2015
AFB1081	BALL JOINT		1986-2015
AFB2799	BALL JOINT		1986-2015
AFB2800	BALL JOINT		1986-2015

AFT1346



AFT1346



AFB1085



AFB1084



AFB5697



AFB5697



AFB1084



AFB1085



AFB1081



AFB2800



AFB2799



Ruitai	Description	Position	Years
AFT1346	TIE ROD END	IN R/L	1988-2015
AFB1085	BALL JOINT	UP R/L	1986-2015
AFB1084	BALL JOINT	LOW R/L	1986-2015
AFB5697	BALL JOINT	LOW R/L	1994-2015
AFB1081	BALL JOINT		1986-2015
AFB2799	BALL JOINT		1986-2015
AFB2800	BALL JOINT		1986-2015

AFT1346



AFT1346



AFB1085



AFB1084



AFB2799



AFB2800



AFB1084



AFB1085



Ruitai	Description	Position	Years
AFT1346	TIE ROD END	IN R/L	1988-2015
AFB1085	BALL JOINT	UP R/L	1986-2015
AFB1084	BALL JOINT	LOW R/L	1986-2015
AFB2799	BALL JOINT		1986-2015
AFB2800	BALL JOINT		1986-2015

AFT1346



AFT1346



AFB1085



AFB1084



AFB2799



AFB2800



AFB1084



AFB1085



Ruitai	Description	Position	Years
AFT1346	TIE ROD END	IN R/L	1988-2015
AFB1085	BALL JOINT	UP R/L	1986-2015
AFB1084	BALL JOINT	LOW R/L	1986-2015
AFB2799	BALL JOINT		1986-2015
AFB2800	BALL JOINT		1986-2015

AFT1346



AFT1346



AFB1085



AFB2799



AFB2800



AFB1085



Ruitai	Description	Position	Years
AFT1346	TIE ROD END	IN R/L	1988-2015
AFB1085	BALL JOINT	UP R/L	1986-2015
AFB2799	BALL JOINT		1986-2015
AFB2800	BALL JOINT		1986-2015

AFT1346



AFT1346



AFB1085



AFB2799



AFB2800



AFB1085



Ruitai	Description	Position	Years
AFT1346	TIE ROD END	IN R/L	1988-2015
AFB1085	BALL JOINT	UP R/L	1986-2015
AFB2799	BALL JOINT		1986-2015
AFB2800	BALL JOINT		1986-2015

mitsubishi L400 BUS 1995

AFB1085



AFB2799



AFB2800



AFB1085



Ruitai	Description	Position	Years
AFB1085	BALL JOINT	UP R/L	1986-2015
AFB2799	BALL JOINT		1986-2015
AFB2800	BALL JOINT		1986-2015

AFT1346



AFT1346



AFB1085



AFB1084



AFB2799



AFB2800



AFB1084



AFB1085



Ruitai	Description	Position	Years
AFT1346	TIE ROD END	IN R/L	1988-2015
AFB1085	BALL JOINT	UP R/L	1986-2015
AFB1084	BALL JOINT	LOW R/L	1986-2015
AFB2799	BALL JOINT		1986-2015
AFB2800	BALL JOINT		1986-2015

AFT1346



AFT1346



AFB1085



AFB1084



AFB2799



AFB2800



AFB1084



AFB1085



Ruitai	Description	Position	Years
AFT1346	TIE ROD END	IN R/L	1988-2015
AFB1085	BALL JOINT	UP R/L	1986-2015
AFB1084	BALL JOINT	LOW R/L	1986-2015
AFB2799	BALL JOINT		1986-2015
AFB2800	BALL JOINT		1986-2015

MITSUBISHI LANCER 1973 - 1978

AFT1321



AFT1328



AFT1328



AFT1321



AFB1086



AFB1086



AFP4111



AFP4111



Ruitai	Description	Position	Years
AFT1321	TIE ROD END	OUT R/L	1969-2015
AFT1328	TIE ROD END	IN R/L	1969-1984
AFB1086	BALL JOINT	LOW R/L	1973-2015
AFP4111	PITMAN ARM	R/L	1973-1984

MITSUBISHI LANCER 1979

AFT1321



AFT1328



AFT1328



AFT1321



AFB1086



AFB1086



AFI4996



AFP4111



AFP4111



Ruitai	Description	Position	Years
AFT1321	TIE ROD END	OUT R/L	1969-2015
AFT1328	TIE ROD END	IN R/L	1969-1984
AFB1086	BALL JOINT	LOW R/L	1973-2015
AFI4996	IDLER ARM	RHD	1979-1987
AFP4111	PITMAN ARM	R/L	1973-1984

AFI4996



Ruitai	Description	Position	Years
AFI4996	IDLER ARM	RHD	1979-1987

AET5731



AFI4996



Ruitai	Description	Position	Years
AET5731	TIE ROD END	IN R	1980-1990
AFI4996	IDLER ARM	RHD	1979-1987

AET5731



AFI4996



AFL6680



AFL6680



Ruitai	Description	Position	Years
AET5731	TIE ROD END	IN R	1980-1990
AFI4996	IDLER ARM	RHD	1979-1987
AFL6680	STABILIZER LINK	FRONT R/L	1979-2004

AFL6680



AFL6680



Ruitai	Description	Position	Years
AFL6680	STABILIZER LINK	FRONT R/L	1979-2004

AFR1628



AFR1628



AFT1339



AFT1339



AFB1082



AFB9540



AFB1082



AEL1928



AEL9592



AFL1927



AFL1927



AEL9592



AEL1928



AFL6680



AFL6680



Ruitai	Description	Position	Years
AFR1628	RACK END	R/L	1987-1994
AFT1339	TIE ROD END	OUT R/L	1983-2016
AFB1082	BALL JOINT	LOW R/L	1979-2016
AFB9540	BALL JOINT		1982-2006
AEL1928	STABILIZER LINK	REAR R/L	1984-2016
AEL9592	STABILIZER LINK	FRONT R/L	1988-2015
AFL1927	STABILIZER LINK	FRONT R/L	1985-2015
AFL6680	STABILIZER LINK	FRONT R/L	1979-2004

AFR1628



AFR1628



AFT1339



AFT1339



AFB1082



AFB9540



AFB1082



AEL1928



AEL9592



AFL1927



AFL1927



AEL9592



AEL1928



Ruitai	Description	Position	Years
AFR1628	RACK END	R/L	1987-1994
AFT1339	TIE ROD END	OUT R/L	1983-2016
AFB1082	BALL JOINT	LOW R/L	1979-2016
AFB9540	BALL JOINT		1982-2006
AEL1928	STABILIZER LINK	REAR R/L	1984-2016
AEL9592	STABILIZER LINK	FRONT R/L	1988-2015
AFL1927	STABILIZER LINK	FRONT R/L	1985-2015

AFB9540



AEL1928



AEL9592



AEL9592



AEL1928



Ruitai	Description	Position	Years
AFB9540	BALL JOINT		1982-2006
AEL1928	STABILIZER LINK	REAR R/L	1984-2016
AEL9592	STABILIZER LINK	FRONT R/L	1988-2015

AFB9540



AEL1928



AEL1928



Ruitai	Description	Position	Years
AFB9540	BALL JOINT		1982-2006
AEL1928	STABILIZER LINK	REAR R/L	1984-2016

AFR12382



AFR12382



AFA2032



AFA2031



AFB1082



AFB1082



AFL1921



AFL1927



AFL1927



AFL1921



Ruitai	Description	Position	Years
AFR12382	RACK END	R/L	1994-2017
AFA2031	CONTROL ARM	UP R	1991-2015
AFA2032	CONTROL ARM	UP L	1991-2015
AFB1082	BALL JOINT	LOW R/L	1979-2016
AFL1921	STABILIZER LINK	REAR R/L	1992-2015
AFL1927	STABILIZER LINK	FRONT R/L	1985-2015

AFR12382



AFR12382



AFT1326



AFT1326



AFA2032



AFA2031



AFB1082



AFB1082



AFL1921



AFL1927



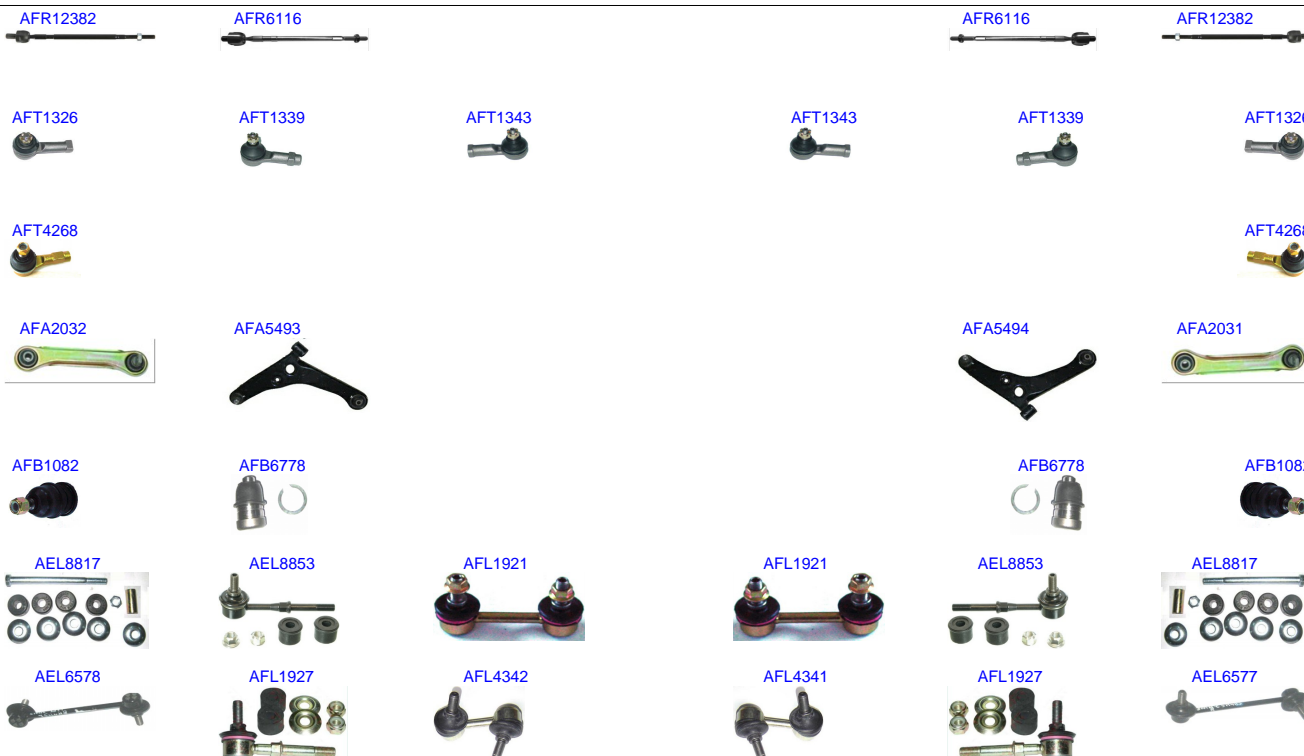
AFL1927




AFL1921



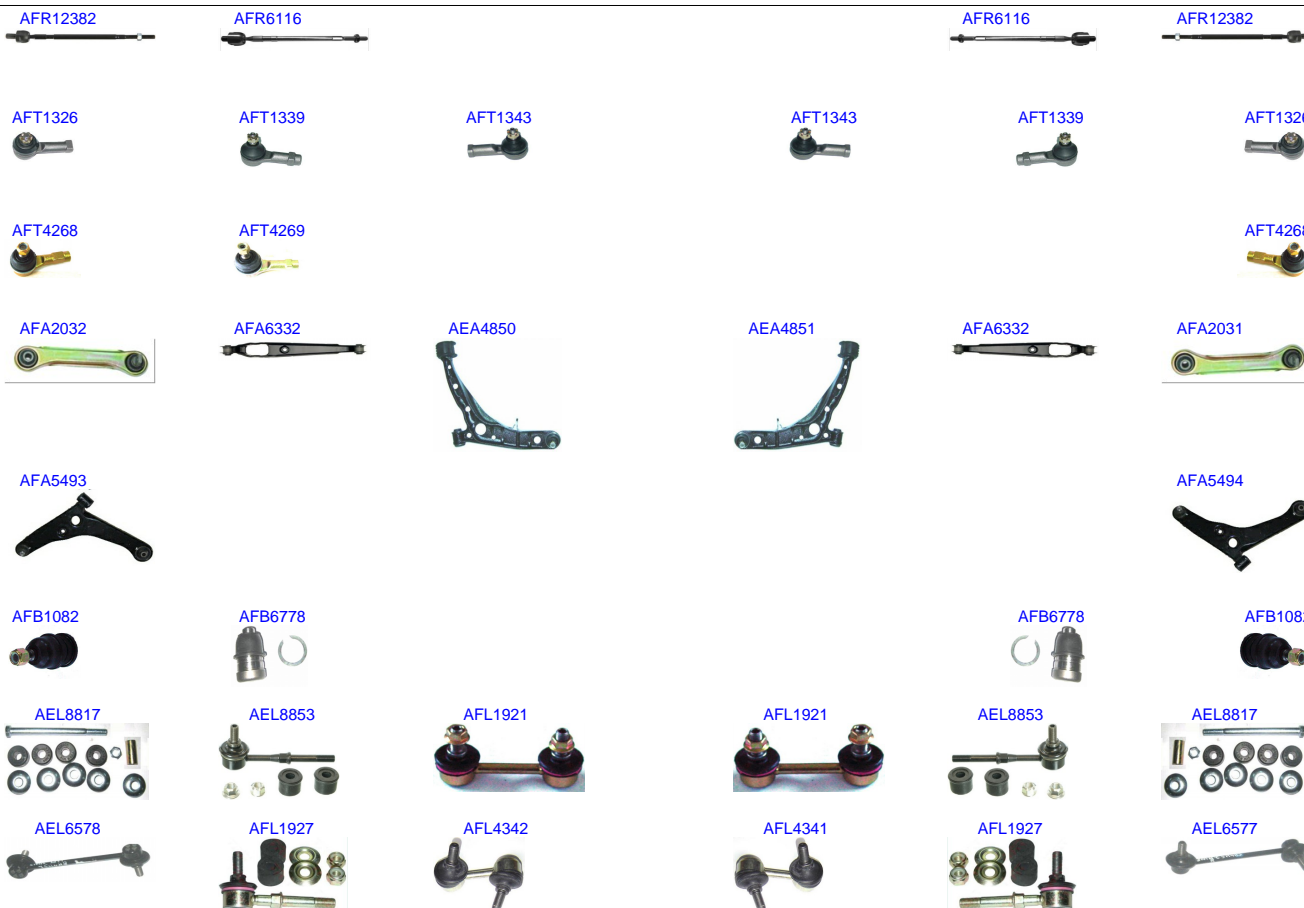
Ruitai	Description	Position	Years
AFR12382	RACK END	R/L	1994-2017
AFT1326	TIE ROD END	OUT R/L	1982-2015
AFA2031	CONTROL ARM	UP R	1991-2015
AFA2032	CONTROL ARM	UP L	1991-2015
AFB1082	BALL JOINT	LOW R/L	1979-2016
AFL1921	STABILIZER LINK	REAR R/L	1992-2015
AFL1927	STABILIZER LINK	FRONT R/L	1985-2015



Ruitai	Description	Position	Years
AFR12382	RACK END	R/L	1994-2017
AFR6116	RACK END	R/L	2000-2016
AFT1326	TIE ROD END	OUT R/L	1982-2015
AFT1339	TIE ROD END	OUT R/L	1983-2016
AFT1343	TIE ROD END	OUT R/L	1983-2016
AFT4268	TIE ROD END	OUT R/L	1983-2016
AFA2031	CONTROL ARM	UP R	1991-2015
AFA2032	CONTROL ARM	UP L	1991-2015
AFA5494	CONTROL ARM	LOW R	2000-2015
AFA5493	CONTROL ARM	LOW L	2000-2015
AFB1082	BALL JOINT	LOW R/L	1979-2016
AFB6778	BALL JOINT	LOW R/L	2000-2016
AEL8817	STABILIZER LINK	REAR R/L	1995-2016
AEL8853	STABILIZER LINK	REAR R/L	2000-2016
AFL1921	STABILIZER LINK	REAR R/L	1992-2015
AEL6577	STABILIZER LINK	R	2000-2016
AEL6578	STABILIZER LINK	L	2000-2016
AFL1927	STABILIZER LINK	FRONT R/L	1985-2015
AFL4341	STABILIZER LINK	FRONT R	1991-2016
AFL4342	STABILIZER LINK	FRONT L	1991-2016



Ruitai	Description	Position	Years
AFR12382	RACK END	R/L	1994-2017
AFR6116	RACK END	R/L	2000-2016
AFT1326	TIE ROD END	OUT R/L	1982-2015
AFT1339	TIE ROD END	OUT R/L	1983-2016
AFT1343	TIE ROD END	OUT R/L	1983-2016
AFT4268	TIE ROD END	OUT R/L	1983-2016
AFA2031	CONTROL ARM	UP R	1991-2015
AFA2032	CONTROL ARM	UP L	1991-2015
AFA6332	CONTROL ARM	LOW R/L	2002-2015
AFA5494	CONTROL ARM	LOW R	2000-2015
AFA5493	CONTROL ARM	LOW L	2000-2015
AFB1082	BALL JOINT	LOW R/L	1979-2016
AFB6778	BALL JOINT	LOW R/L	2000-2016
AEL8817	STABILIZER LINK	REAR R/L	1995-2016
AEL8853	STABILIZER LINK	REAR R/L	2000-2016
AFL1921	STABILIZER LINK	REAR R/L	1992-2015
AEL6577	STABILIZER LINK	R	2000-2016
AEL6578	STABILIZER LINK	L	2000-2016
AFL1927	STABILIZER LINK	FRONT R/L	1985-2015
AFL4341	STABILIZER LINK	FRONT R	1991-2016
AFL4342	STABILIZER LINK	FRONT L	1991-2016



Ruitai	Description	Position	Years
AFR12382	RACK END	R/L	1994-2017
AFR6116	RACK END	R/L	2000-2016
AFT1326	TIE ROD END	OUT R/L	1982-2015
AFT1339	TIE ROD END	OUT R/L	1983-2016
AFT1343	TIE ROD END	OUT R/L	1983-2016
AFT4268	TIE ROD END	OUT R/L	1983-2016
AFT4269	TIE ROD END	OUT R/L	1983-2016
AFA2032	CONTROL ARM	UP R	1991-2015
AFA2031	CONTROL ARM	UP L	1991-2015
AFA6332	CONTROL ARM	LOW R/L	2002-2015
AEA4851	CONTROL ARM	LOW R	1983-2015
AEA4850	CONTROL ARM	LOW R	2000-2015
AEA4850	CONTROL ARM	LOW L	1983-2015
AFA5493	CONTROL ARM	LOW L	2000-2015
AFB1082	BALL JOINT	LOW R/L	1979-2016
AFB6778	BALL JOINT	LOW R/L	2000-2016
AEL8817	STABILIZER LINK	REAR R/L	1995-2016
AEL8853	STABILIZER LINK	REAR R/L	2000-2016
AFL1921	STABILIZER LINK	REAR R/L	1992-2015
AEL8577	STABILIZER LINK	R	2000-2016
AEL6578	STABILIZER LINK	L	2000-2016
AFL1927	STABILIZER LINK	FRONT R/L	1985-2015
AFL4341	STABILIZER LINK	FRONT R	1991-2016
AFL4342	STABILIZER LINK	FRONT L	1991-2016

AFR6116



AFR6116



AET5925



AFT1326



AFT1339



AFT1339



AFT1326



AET5925



AFT1343



AFT4268



AFT4269



AFT4268



AFT1343



AFA6332



AEA4850



AFA5493



AFA5494



AEA4851



AFA6332



AFB6778



AFB6778



AEL8817



AEL8853



AEL6578



AEL6577



AEL8853



AEL8817




AFL4342



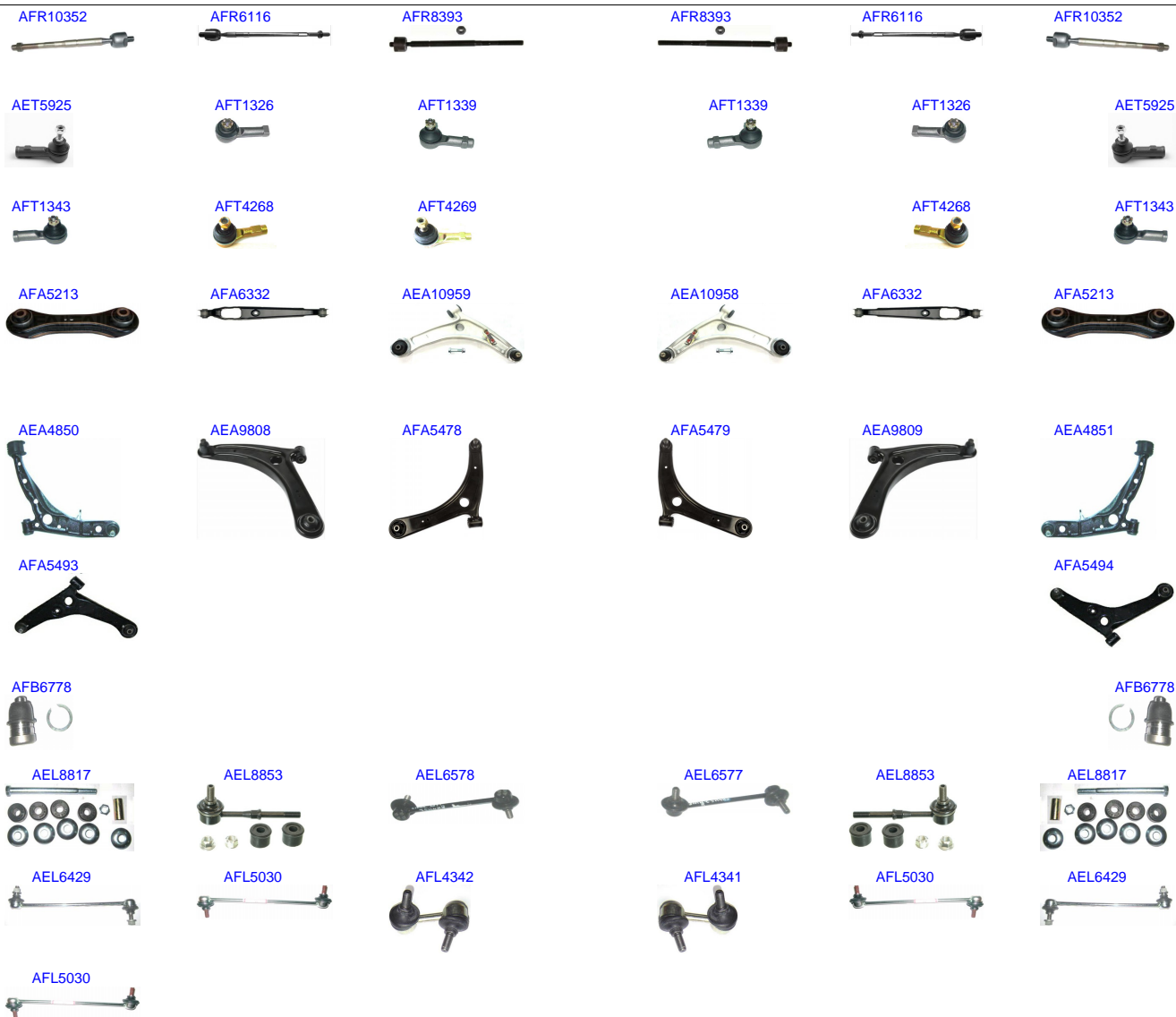
AFL4341



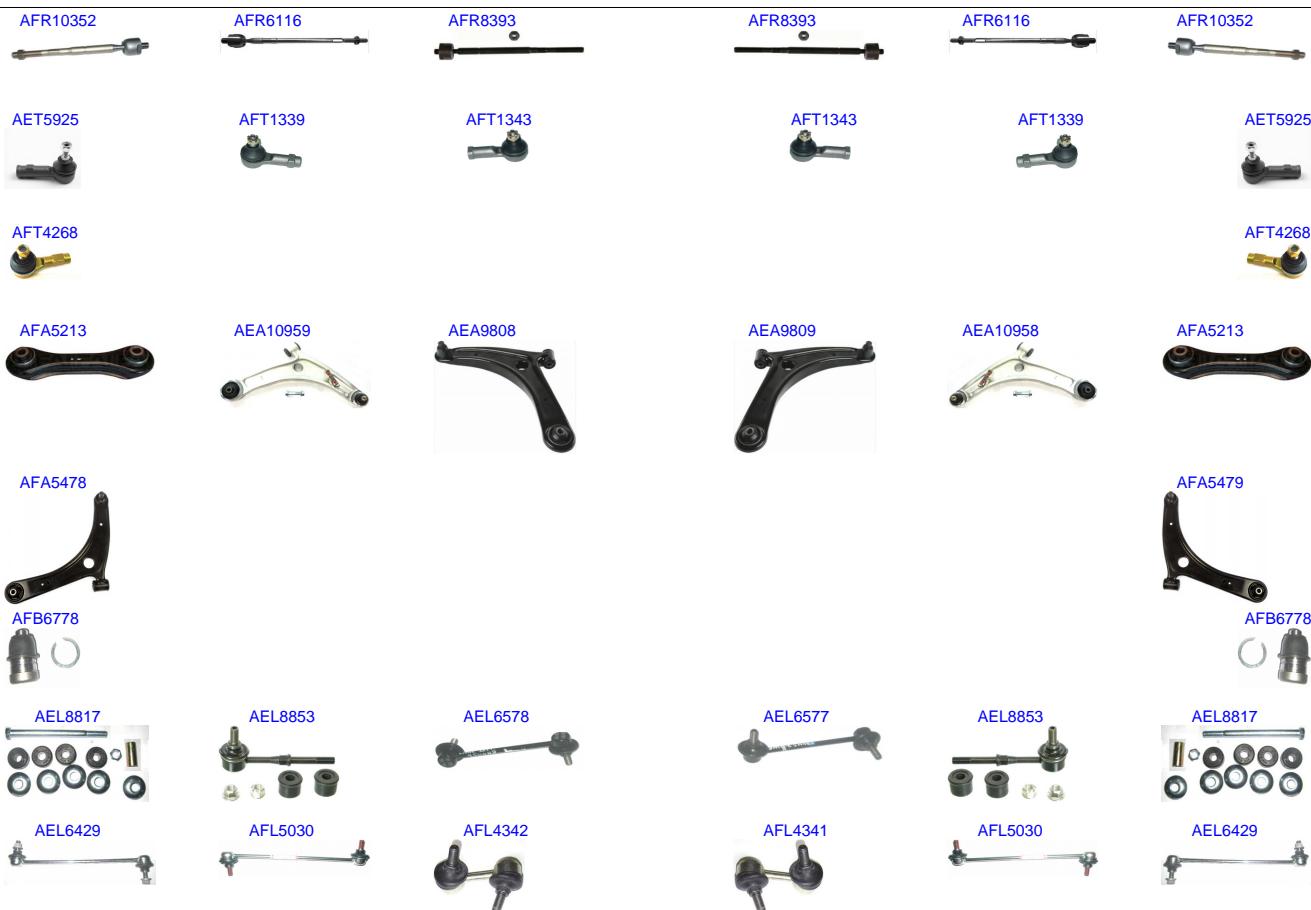
Ruitai	Description	Position	Years
AFR6116	RACK END	R/L	2000-2016
AET5925	TIE ROD END	OUT R/L	1996-2016
AFT1326	TIE ROD END	OUT R/L	1982-2015
AFT1339	TIE ROD END	OUT R/L	1983-2016
AFT1343	TIE ROD END	OUT R/L	1983-2016
AFT4268	TIE ROD END	OUT R/L	1983-2016
AFT4269	TIE ROD END		1983-2015
AFA6332	CONTROL ARM	LOW R/L	2002-2015
AEA4851	CONTROL ARM	LOW R	1983-2015
AFA5494	CONTROL ARM	LOW R	2000-2015
AEA4850	CONTROL ARM	LOW L	1983-2015
AFA5493	CONTROL ARM	LOW L	2000-2015
AFB6778	BALL JOINT	LOW R/L	2000-2016
AEL8817	STABILIZER LINK	REAR R/L	1995-2016
AEL8853	STABILIZER LINK	REAR R/L	2000-2016
AEL6577	STABILIZER LINK	R	2000-2016
AEL6578	STABILIZER LINK	L	2000-2016
AFL4341	STABILIZER LINK	FRONT R	1991-2016
AFL4342	STABILIZER LINK	FRONT L	1991-2016



Ruitai	Description	Position	Years
AFR10352	RACK END	R/L	2007-2017
AFR6116	RACK END	R/L	2000-2016
AFR8393	RACK END	R/L	2006-2016
AET5925	TIE ROD END	OUT R/L	1996-2016
AFT1326	TIE ROD END	OUT R/L	1982-2015
AFT1339	TIE ROD END	OUT R/L	1983-2016
AFT1343	TIE ROD END	OUT R/L	1983-2016
AFT4268	TIE ROD END	OUT R/L	1983-2016
AFT4269	TIE ROD END	1983-2015	
AFA5213	CONTROL ARM	LOW R/L	2007-2016
AFA6332	CONTROL ARM	LOW R/L	2002-2015
AEA10958	CONTROL ARM	LOW R	2007-2017
AEA4851	CONTROL ARM	LOW R	1983-2015
AEA9809	CONTROL ARM	LOW R	2006-2018
AFA5479	CONTROL ARM	LOW R	2006-2016
AFA5494	CONTROL ARM	LOW R	2000-2015
AEA10959	CONTROL ARM	LOW L	2007-2017
AEA4850	CONTROL ARM	LOW L	1983-2015
AEA9808	CONTROL ARM	LOW L	2006-2018
AFA5478	CONTROL ARM	LOW L	2006-2016
AFA5493	CONTROL ARM	LOW L	2000-2015
AFB6778	BALL JOINT	LOW R/L	2000-2016
AEL8817	STABILIZER LINK	REAR R/L	1995-2016
AEL8853	STABILIZER LINK	REAR R/L	2000-2016
AEL6577	STABILIZER LINK	R	2000-2016
AEL6578	STABILIZER LINK	L	2000-2016
AEL6429	STABILIZER LINK	FRONT R/L	1997-2016
AFL5030	STABILIZER LINK	FRONT R/L	2006-2016
AFL4341	STABILIZER LINK	FRONT R	1991-2016
AFL4342	STABILIZER LINK	FRONT L	1991-2016



Ruitai	Description	Position	Years
AFR10352	RACK END	R/L	2007-2017
AFR6116	RACK END	R/L	2000-2016
AFR8393	RACK END	R/L	2006-2016
AET5925	TIE ROD END	OUT R/L	1996-2016
AFT1326	TIE ROD END	OUT R/L	1982-2015
AFT1339	TIE ROD END	OUT R/L	1983-2016
AFT1343	TIE ROD END	OUT R/L	1983-2016
AFT4268	TIE ROD END	OUT R/L	1983-2016
AFT4269	TIE ROD END	OUT R/L	1983-2015
AFA5213	CONTROL ARM	LOW R/L	2007-2016
AFA6332	CONTROL ARM	LOW R/L	2002-2015
AEA10958	CONTROL ARM	LOW R	2007-2017
AEA4851	CONTROL ARM	LOW R	1983-2015
AEA9809	CONTROL ARM	LOW R	2006-2018
AFA5479	CONTROL ARM	LOW R	2006-2016
AFA5494	CONTROL ARM	LOW R	2000-2015
AEA10959	CONTROL ARM	LOW L	2007-2017
AEA4850	CONTROL ARM	LOW L	1983-2015
AEA9808	CONTROL ARM	LOW L	2006-2018
AFA5478	CONTROL ARM	LOW L	2006-2016
AFA5493	CONTROL ARM	LOW L	2000-2015
AFB6778	BALL JOINT	LOW R/L	2000-2016
AEL8817	STABILIZER LINK	REAR R/L	1995-2016
AEL8853	STABILIZER LINK	REAR R/L	2000-2016
AEL6577	STABILIZER LINK	R	2000-2016
AEL6578	STABILIZER LINK	L	2000-2016
AEL6429	STABILIZER LINK	FRONT R/L	1997-2016
AFL5030	STABILIZER LINK	FRONT R/L	2006-2016
AFL4341	STABILIZER LINK	FRONT R	1991-2016
AFL4342	STABILIZER LINK	FRONT R	1991-2016
AFL5030	STABILIZER LINK	FRONT L	2006-2016



Ruitai	Description	Position	Years
AFR10352	RACK END	R/L	2007-2017
AFR6116	RACK END	R/L	2000-2016
AFR8393	RACK END	R/L	2006-2016
AET5925	TIE ROD END	OUT R/L	1996-2016
AFT1339	TIE ROD END	OUT R/L	1983-2016
AFT1343	TIE ROD END	OUT R/L	1983-2016
AFT4268	TIE ROD END	OUT R/L	1983-2016
AFA5213	CONTROL ARM	LOW R/L	2007-2016
AEA10958	CONTROL ARM	LOW R	2007-2017
AEA9809	CONTROL ARM	LOW R	2006-2018
AFA5479	CONTROL ARM	LOW R	2006-2016
AEA10959	CONTROL ARM	LOW L	2007-2017
AEA9808	CONTROL ARM	LOW L	2006-2018
AFA5478	CONTROL ARM	LOW L	2006-2016
AFB6778	BALL JOINT	LOW R/L	2000-2016
AEL8817	STABILIZER LINK	REAR R/L	1995-2016
AEL8853	STABILIZER LINK	REAR R/L	2000-2016
AEL6577	STABILIZER LINK	R	2000-2016
AEL6578	STABILIZER LINK	L	2000-2016
AEL6429	STABILIZER LINK	FRONT R/L	1997-2016
AFL5030	STABILIZER LINK	FRONT R/L	2006-2016
AFL4341	STABILIZER LINK	FRONT R	1991-2016
AFL4342	STABILIZER LINK	FRONT L	1991-2016

AFR10352



AFR10352



AEA10959



AEA9808



AEA9809



AEA10958



Ruitai	Description	Position	Years
AFR10352	RACK END	R/L	2007-2017
AEA10958	CONTROL ARM	LOW R	2007-2017
AEA9809	CONTROL ARM	LOW R	2006-2018
AEA10959	CONTROL ARM	LOW L	2007-2017
AEA9808	CONTROL ARM	LOW L	2006-2018

AEA9808



AEA9809



Ruitai	Description	Position	Years
AEA9809	CONTROL ARM	LOW R	2006-2018
AEA9808	CONTROL ARM	LOW L	2006-2018

MITSUBISHI LANCER 4WD 2018

AEA9808



AEA9809



Ruitai	Description	Position	Years
AEA9809	CONTROL ARM	LOW R	2006-2018
AEA9808	CONTROL ARM	LOW L	2006-2018

AET5925



AET5925



Ruitai	Description	Position	Years
AET5925	TIE ROD END	OUT R/L	1996-2016

AET5925



AET5925



AFA5478



AFA5479



Ruitai	Description	Position	Years
AET5925	TIE ROD END	OUT R/L	1996-2016
AFA5479	CONTROL ARM	LOW R	2006-2016
AFA5478	CONTROL ARM	LOW L	2006-2016

AET5925



AET5925



AFA5478



AFA5479



Ruitai	Description	Position	Years
AET5925	TIE ROD END	OUT R/L	1996-2016
AFA5479	CONTROL ARM	LOW R	2006-2016
AFA5478	CONTROL ARM	LOW L	2006-2016

auto parts
ruitai

MITSUBISHI LANCER CARGO I 2003 - 2008

AFR6116



AFR6116



AFA5493



AFA5494



AFB6778



AFB6778



Ruitai	Description	Position	Years
AFR6116	RACK END	R/L	2000-2016
AFA5494	CONTROL ARM	LOW R	2000-2015
AFA5493	CONTROL ARM	LOW L	2000-2015
AFB6778	BALL JOINT	LOW R/L	2000-2016

AFR6116



AFR6116



AFA5493



AFA5494



AFB6778



AFB6778



Ruitai	Description	Position	Years
AFR6116	RACK END	R/L	2000-2016
AFA5494	CONTROL ARM	LOW R	2000-2015
AFA5493	CONTROL ARM	LOW L	2000-2015
AFB6778	BALL JOINT	LOW R/L	2000-2016

AEA4850



AEA4851



Ruitai	Description	Position	Years
AEA4851	CONTROL ARM	LOW R	1983-2015
AEA4850	CONTROL ARM	LOW L	1983-2015

AEA4850



AEA4851



Ruitai	Description	Position	Years
AEA4851	CONTROL ARM	LOW R	1983-2015
AEA4850	CONTROL ARM	LOW L	1983-2015

MITSUBISHI LANCER CELESTE 1975 - 1979

AFT1321



AFT1328



AFT1328



AFT1321



AFB1086



AFB1086



AFP4111



AFP4111



Ruitai	Description	Position	Years
AFT1321	TIE ROD END	OUT R/L	1969-2015
AFT1328	TIE ROD END	IN R/L	1969-1984
AFB1086	BALL JOINT	LOW R/L	1973-2015
AFP4111	PITMAN ARM	R/L	1973-1984

MITSUBISHI LANCER CELESTE VAN 1975 - 1984

AFT1321



AFT1328



AFT1328



AFT1321



AFB1086



AFB1086



AFP4111



AFP4111



Ruitai	Description	Position	Years
AFT1321	TIE ROD END	OUT R/L	1969-2015
AFT1328	TIE ROD END	IN R/L	1969-1984
AFB1086	BALL JOINT	LOW R/L	1973-2015
AFP4111	PITMAN ARM	R/L	1973-1984

AFT1321



AFT1328



AFT1328



AFT1321



AFB1086



AFB1086



AFP4111



AFP4111



Ruitai	Description	Position	Years
AFT1321	TIE ROD END	OUT R/L	1969-2015
AFT1328	TIE ROD END	IN R/L	1969-1984
AFB1086	BALL JOINT	LOW R/L	1973-2015
AFP4111	PITMAN ARM	R/L	1973-1984

AEA4850



AEA4851



Ruitai	Description	Position	Years
AEA4851	CONTROL ARM	LOW R	1983-2015
AEA4850	CONTROL ARM	LOW L	1983-2015

AEA4850



AEA4851



Ruitai	Description	Position	Years
AEA4851	CONTROL ARM	LOW R	1983-2015
AEA4850	CONTROL ARM	LOW L	1983-2015

AFR6116



AFR6116



AFT1339



AFT1343



AFT4268



AFT4268



AFT1343



AFT1339



AFB6778



AFB6778



AEL8817



AEL8817



Ruitai	Description	Position	Years
AFR6116	RACK END	R/L	2000-2016
AFT1339	TIE ROD END	OUT R/L	1983-2016
AFT1343	TIE ROD END	OUT R/L	1983-2016
AFT4268	TIE ROD END	OUT R/L	1983-2016
AFB6778	BALL JOINT	LOW R/L	2000-2016
AEL8817	STABILIZER LINK	REAR R/L	1995-2016

AFR6116



AFR6116



AFT1339



AFT1343



AFT4268



AFT4268



AFT1343



AFT1339



AFB6778



AFB6778



AEL8817



AEL8817



Ruitai	Description	Position	Years
AFR6116	RACK END	R/L	2000-2016
AFT1339	TIE ROD END	OUT R/L	1983-2016
AFT1343	TIE ROD END	OUT R/L	1983-2016
AFT4268	TIE ROD END	OUT R/L	1983-2016
AFB6778	BALL JOINT	LOW R/L	2000-2016
AEL8817	STABILIZER LINK	REAR R/L	1995-2016

AFB6778



AFB6778



AFL5030



Ruitai	Description	Position	Years
AFB6778	BALL JOINT	LOW R/L	2000-2016
AFL5030	STABILIZER LINK		2006-2016

AFB6778



AFB6778



AFL5030



Ruitai	Description	Position	Years
AFB6778	BALL JOINT	LOW R/L	2000-2016
AFL5030	STABILIZER LINK		2006-2016

AFT1321



AFT1323



AFT1322



AFT1321



AFB1086



AFB1086



AFI4996



AFP4114



AFP4114



Ruitai	Description	Position	Years
AFT1321	TIE ROD END	OUT R/L	1969-2015
AFT1322	TIE ROD END	IN R	1976-1989
AFT1323	TIE ROD END	IN L	1976-2015
AFB1086	BALL JOINT	LOW R/L	1973-2015
AFI4996	IDLER ARM	RHD	1979-1987
AFP4114	PITMAN ARM	R/L	1979-1987

AFT1321



AFT1323



AFT1322



AET5731



AFT1321



AFB1086



AFB4152



AFB4152



AFB1086



AFI4996



AFP4114



AFP4114



Ruitai	Description	Position	Years
AFT1321	TIE ROD END	OUT R/L	1969-2015
AET5731	TIE ROD END	IN R	1980-1990
AFT1322	TIE ROD END	IN R	1976-1989
AFT1323	TIE ROD END	IN L	1976-2015
AFB1086	BALL JOINT	LOW R/L	1973-2015
AFB4152	BALL JOINT	LOW R/L	1980-1990
AFI4996	IDLER ARM	RHD	1979-1987
AFP4114	PITMAN ARM	R/L	1979-1987

AET5925



AET5925



AEA4850



AFA5478



AFA5213



AFA5479



AEA4851



AFB6778



AFB6778



AFL5030



Ruitai	Description	Position	Years
AET5925	TIE ROD END	OUT R/L	1996-2016
AEA4851	CONTROL ARM	LOW R	1983-2015
AFA5479	CONTROL ARM	LOW R	2006-2016
AEA4850	CONTROL ARM	LOW L	1983-2015
AFA5478	CONTROL ARM	LOW L	2006-2016
AFA5213	CONTROL ARM		2007-2016
AFB6778	BALL JOINT	LOW R/L	2000-2016
AFL5030	STABILIZER LINK		2006-2016

AET5925



AET5925



AEA4850



AFA5478



AFA5213



AFA5479



AEA4851



AFB6778



AFB6778



AFL5030



Ruitai	Description	Position	Years
AET5925	TIE ROD END	OUT R/L	1996-2016
AEA4851	CONTROL ARM	LOW R	1983-2015
AFA5479	CONTROL ARM	LOW R	2006-2016
AEA4850	CONTROL ARM	LOW L	1983-2015
AFA5478	CONTROL ARM	LOW L	2006-2016
AFA5213	CONTROL ARM		2007-2016
AFB6778	BALL JOINT	LOW R/L	2000-2016
AFL5030	STABILIZER LINK		2006-2016

AET5925



AET5925



AFA5478



AFA5479



Ruitai	Description	Position	Years
AET5925	TIE ROD END	OUT R/L	1996-2016
AFA5479	CONTROL ARM	LOW R	2006-2016
AFA5478	CONTROL ARM	LOW L	2006-2016

AET5925



AET5925



AFA5478



AFA5479



Ruitai	Description	Position	Years
AET5925	TIE ROD END	OUT R/L	1996-2016
AFA5479	CONTROL ARM	LOW R	2006-2016
AFA5478	CONTROL ARM	LOW L	2006-2016

AFR1622



AFR1627



AFR1627



AFR1622



AFT1321



AFT1342



AET5731



AFT1342



AFT1321



AFB1082



AFB1086



AFB1087



AFB1087



AFB1086



AFB1082



AEB2954



AEB2953



AFP4111



AFP4114



AFP4114



AFI4996



AFP4111



AFL6680



AFL6680



Ruitai	Description	Position	Years
AFR1622	RACK END	R/L	1983-1992
AFR1627	RACK END	R/L	1983-1992
AFT1321	TIE ROD END	OUT R/L	1969-2015
AFT1342	TIE ROD END	OUT R/L	1983-1995
AET5731	TIE ROD END	IN R	1980-1990
AFB1082	BALL JOINT	LOW R/L	1979-2016
AFB1086	BALL JOINT	LOW R/L	1973-2015
AFB1087	BALL JOINT	LOW R/L	1974-2015
AEB2953	BALL JOINT	LOW R	1978-1989
AEB2954	BALL JOINT	LOW L	1978-1989
AFI4996	IDLER ARM	RHD	1979-1987
AFP4111	PITMAN ARM	R/L	1973-1984
AFP4114	PITMAN ARM	R/L	1979-1987
AFL6680	STABILIZER LINK	FRONT R/L	1979-2004

AFR1622



AFR1627



AFR1627



AFR1622



AFT1321



AFT1342



AET5731



AFT1342



AFT1321



AFB1082



AFB1086



AFB1087



AFB1087



AFB1086



AFB1082



AEB2954



AEB2953



AFP4111



AFP4114



AFP4114



AFI4996



AFP4111



AFL6680



AFL6680



Ruitai	Description	Position	Years
AFR1622	RACK END	R/L	1983-1992
AFR1627	RACK END	R/L	1983-1992
AFT1321	TIE ROD END	OUT R/L	1969-2015
AFT1342	TIE ROD END	OUT R/L	1983-1995
AET5731	TIE ROD END	IN R	1980-1990
AFB1082	BALL JOINT	LOW R/L	1979-2016
AFB1086	BALL JOINT	LOW R/L	1973-2015
AFB1087	BALL JOINT	LOW R/L	1974-2015
AEB2953	BALL JOINT	LOW R	1978-1989
AEB2954	BALL JOINT	LOW L	1978-1989
AFI4996	IDLER ARM	RHD	1979-1987
AFP4111	PITMAN ARM	R/L	1973-1984
AFP4114	PITMAN ARM	R/L	1979-1987
AFL6680	STABILIZER LINK	FRONT R/L	1979-2004

AFR5888



AFR5888



AFT1324



AFT1324



AEB2954

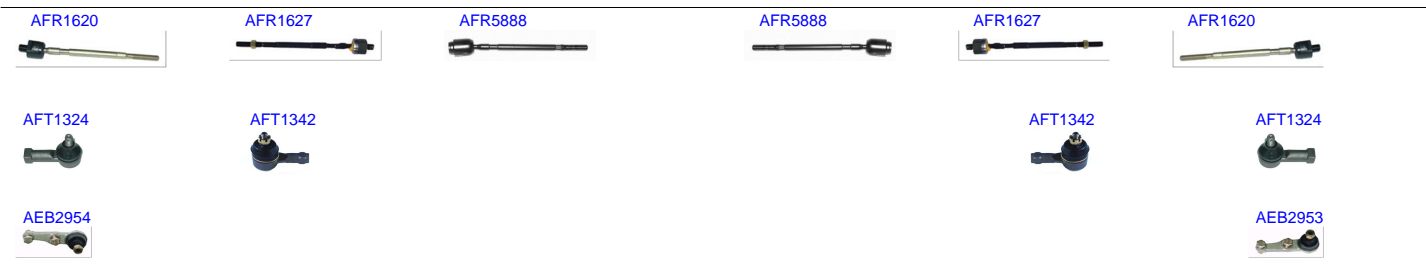


AEB2953



Ruitai	Description	Position	Years
AFR5888	RACK END	R/L	1978-1989
AFT1324	TIE ROD END	OUT R/L	1968-2015
AEB2953	BALL JOINT	LOW R	1978-1989
AEB2954	BALL JOINT	LOW L	1978-1989

MITSUBISHI LANCER FIORE 1983



Ruitai	Description	Position	Years
AFR1620	RACK END	R/L	1983-1992
AFR1627	RACK END	R/L	1983-1992
AFR5888	RACK END	R/L	1978-1989
AFT1324	TIE ROD END	OUT R/L	1968-2015
AFT1342	TIE ROD END	OUT R/L	1983-1995
AEB2953	BALL JOINT	LOW R	1978-1989
AEB2954	BALL JOINT	LOW L	1978-1989

AFR1620



AFR1627



AFR1627



AFR1620



AFT1342



AFT1342



AEB2954



AEB2953



Ruitai	Description	Position	Years
AFR1620	RACK END	R/L	1983-1992
AFR1627	RACK END	R/L	1983-1992
AFT1342	TIE ROD END	OUT R/L	1983-1995
AEB2953	BALL JOINT	LOW R	1978-1989
AEB2954	BALL JOINT	LOW L	1978-1989

AFR1620



AFR1627



AFR1627



AFR1620



AFT1339



AFT1339



Ruitai	Description	Position	Years
AFR1620	RACK END	R/L	1983-1992
AFR1627	RACK END	R/L	1983-1992
AFT1339	TIE ROD END	OUT R/L	1983-2016

MITSUBISHI LANCER I 1986 - 1987

AFR1620



AFR1627



AFR1627



AFR1620



AFT1339



AFT1339



Ruitai	Description	Position	Years
AFR1620	RACK END	R/L	1983-1992
AFR1627	RACK END	R/L	1983-1992
AFT1339	TIE ROD END	OUT R/L	1983-2016

AFT1321



AFT1323



AFT1322



AFT1321



AFB1086



AFB1087



AFB1087



AFB1086



AFI4996



AFP4111



AFP4111



Ruitai	Description	Position	Years
AFT1321	TIE ROD END	OUT R/L	1969-2015
AFT1322	TIE ROD END	IN R	1976-1989
AFT1323	TIE ROD END	IN L	1976-2015
AFB1086	BALL JOINT	LOW R/L	1973-2015
AFB1087	BALL JOINT	LOW R/L	1974-2015
AFI4996	IDLER ARM	RHD	1979-1987
AFP4111	PITMAN ARM	R/L	1973-1984

MITSUBISHI LANCER I 1981 - 1983

AFT1321



AFT1323



AFT1322



AET5731



AFT1321



AFB1086



AFB1087



AFB4152



AFB4152



AFB1087



AFB1086



AFI4996



AFP4111



AFP4111



Ruitai	Description	Position	Years
AFT1321	TIE ROD END	OUT R/L	1969-2015
AET5731	TIE ROD END	IN R	1980-1990
AFT1322	TIE ROD END	IN R	1976-1989
AFT1323	TIE ROD END	IN L	1976-2015
AFB1086	BALL JOINT	LOW R/L	1973-2015
AFB1087	BALL JOINT	LOW R/L	1974-2015
AFB4152	BALL JOINT	LOW R/L	1980-1990
AFI4996	IDLER ARM	RHD	1979-1987
AFP4111	PITMAN ARM	R/L	1973-1984

AFT1321



AFT1323



AFT1322



AET5731



AFT1321



AFB1086



AFB1087



AFB4152



AFB4152



AFB1087



AFB1086



AFI4996



AFP4111




AFP4111



Ruitai	Description	Position	Years
AFT1321	TIE ROD END	OUT R/L	1969-2015
AET5731	TIE ROD END	IN R	1980-1990
AFT1322	TIE ROD END	IN R	1976-1989
AFT1323	TIE ROD END	IN L	1976-2015
AFB1086	BALL JOINT	LOW R/L	1973-2015
AFB1087	BALL JOINT	LOW R/L	1974-2015
AFB4152	BALL JOINT	LOW R/L	1980-1990
AFI4996	IDLER ARM	RHD	1979-1987
AFP4111	PITMAN ARM	R/L	1973-1984

MITSUBISHI LANCER III 1983



Ruitai	Description	Position	Years
AFR1620	RACK END	R/L	1983-1992
AFR1622	RACK END	R/L	1983-1992
AFR1627	RACK END	R/L	1983-1992
AFT1339	TIE ROD END	OUT R/L	1983-2016
AFT1342	TIE ROD END	OUT R/L	1983-1995
AFT1343	TIE ROD END	OUT R/L	1983-2016
AFT4268	TIE ROD END	OUT R/L	1983-2016
AFT4269	TIE ROD END		1983-2015
AEA4851	CONTROL ARM	LOW R	1983-2015
AEA4850	CONTROL ARM	LOW L	1983-2015
AFB1082	BALL JOINT	LOW R/L	1979-2016



Ruitai	Description	Position	Years
AFR1620	RACK END	R/L	1983-1992
AFR1622	RACK END	R/L	1983-1992
AFR1627	RACK END	R/L	1983-1992
AFT1339	TIE ROD END	OUT R/L	1983-2016
AFT1342	TIE ROD END	OUT R/L	1983-1995
AFT1343	TIE ROD END	OUT R/L	1983-2016
AFT4268	TIE ROD END	OUT R/L	1983-2016
AFT4269	TIE ROD END		1983-2015
AEA4851	CONTROL ARM	LOW R	1983-2015
AEA4850	CONTROL ARM	LOW L	1983-2015
AFB1082	BALL JOINT	LOW R/L	1979-2016
AFL6680	STABILIZER LINK	FRONT R/L	1979-2004



Ruitai	Description	Position	Years
AFR1620	RACK END	R/L	1983-1992
AFR1622	RACK END	R/L	1983-1992
AFR1627	RACK END	R/L	1983-1992
AFT1339	TIE ROD END	OUT R/L	1983-2016
AFT1343	TIE ROD END	OUT R/L	1983-2016
AFT4268	TIE ROD END	OUT R/L	1983-2016
AFT4269	TIE ROD END		1983-2015
AEA4851	CONTROL ARM	LOW R	1983-2015
AFA5488	CONTROL ARM	LOW R	1988-1992
AEA4850	CONTROL ARM	LOW L	1983-2015
AFA5487	CONTROL ARM	LOW L	1988-1992
AFB1082	BALL JOINT	LOW R/L	1979-2016
AFL6680	STABILIZER LINK	FRONT R/L	1979-2004



AEA4850



AEA4851



AFB1082



AFB1082



AFL6680



AFL6680



Ruitai	Description	Position	Years
AFR1620	RACK END	R/L	1983-1992
AFR1622	RACK END	R/L	1983-1992
AFR1627	RACK END	R/L	1983-1992
AFT1339	TIE ROD END	OUT R/L	1983-2016
AFT1343	TIE ROD END	OUT R/L	1983-2016
AFT4268	TIE ROD END	OUT R/L	1983-2016
AFT4269	TIE ROD END	OUT R/L	1983-2015
AEA4851	CONTROL ARM	LOW R	1983-2015
AEA4850	CONTROL ARM	LOW L	1983-2015
AFB1082	BALL JOINT	LOW R/L	1979-2016
AFL6680	STABILIZER LINK	FRONT R/L	1979-2004

AFR1620



AFR1622



AFR1627



AFR1627



AFR1622



AFR1620



AFT1339



AFT1343



AFT4268



AFT4268



AFT1343



AFT1339



AFT4269



AEA4850



AEA4851



AFB1082



AFB1082




AFL6680



AFL6680



Ruitai	Description	Position	Years
AFR1620	RACK END	R/L	1983-1992
AFR1622	RACK END	R/L	1983-1992
AFR1627	RACK END	R/L	1983-1992
AFT1339	TIE ROD END	OUT R/L	1983-2016
AFT1343	TIE ROD END	OUT R/L	1983-2016
AFT4268	TIE ROD END	OUT R/L	1983-2016
AFT4269	TIE ROD END	OUT R/L	1983-2015
AEA4851	CONTROL ARM	LOW R	1983-2015
AEA4850	CONTROL ARM	LOW L	1983-2015
AFB1082	BALL JOINT	LOW R/L	1979-2016
AFL6680	STABILIZER LINK	FRONT R/L	1979-2004



Ruitai	Description	Position	Years
AFR1622	RACK END	R/L	1983-1992
AFR1627	RACK END	R/L	1983-1992
AFT1339	TIE ROD END	OUT R/L	1983-2016
AFT4269	TIE ROD END		1983-2015
AEA4851	CONTROL ARM	LOW R	1983-2015
AEA4850	CONTROL ARM	LOW L	1983-2015
AFB1082	BALL JOINT	LOW R/L	1979-2016



AFR1620



AFR1622



AFR1627



AFR1627



AFR1622



AFR1620



AFT1339



AFT1343



AFT4268



AFT4268



AFT1343



AFT1339



AFT4269



AEA4850



AEA4851



AFB1082



AFB1082



AFL1927



AFL1927

Ruitai	Description	Position	Years
AFR1620	RACK END	R/L	1983-1992
AFR1622	RACK END	R/L	1983-1992
AFR1627	RACK END	R/L	1983-1992
AFT1339	TIE ROD END	OUT R/L	1983-2016
AFT1343	TIE ROD END	OUT R/L	1983-2016
AFT4268	TIE ROD END	OUT R/L	1983-2016
AFT4269	TIE ROD END	OUT R/L	1983-2015
AEA4851	CONTROL ARM	LOW R	1983-2015
AEA4850	CONTROL ARM	LOW L	1983-2015
AFB1082	BALL JOINT	LOW R/L	1979-2016
AFL1927	STABILIZER LINK	FRONT R/L	1985-2015

MITSUBISHI LANCER III 4WD 1988



Ruitai	Description	Position	Years
AFR1620	RACK END	R/L	1983-1992
AFR1622	RACK END	R/L	1983-1992
AFR1627	RACK END	R/L	1983-1992
AFT1339	TIE ROD END	OUT R/L	1983-2016
AFT1343	TIE ROD END	OUT R/L	1983-2016
AFT4268	TIE ROD END	OUT R/L	1983-2016
AFT4269	TIE ROD END		1983-2015
AEA4851	CONTROL ARM	LOW R	1983-2015
AEA4850	CONTROL ARM	LOW L	1983-2015
AFB1082	BALL JOINT	LOW R/L	1979-2016

AFR1620



AFR1622



AFR1627



AFR1627



AFR1622



AFR1620



AFT1339



AFT1343



AFT4268



AFT4268



AFT1343



AFT1339



AFT4269



AEA4850



AEA4851



AFB1082



AFB1082



AFL1927



AFL1927



Ruitai	Description	Position	Years
AFR1620	RACK END	R/L	1983-1992
AFR1622	RACK END	R/L	1983-1992
AFR1627	RACK END	R/L	1983-1992
AFT1339	TIE ROD END	OUT R/L	1983-2016
AFT1343	TIE ROD END	OUT R/L	1983-2016
AFT4268	TIE ROD END	OUT R/L	1983-2016
AFT4269	TIE ROD END	OUT R/L	1983-2015
AEA4851	CONTROL ARM	LOW R	1983-2015
AEA4850	CONTROL ARM	LOW L	1983-2015
AFB1082	BALL JOINT	LOW R/L	1979-2016
AFL1927	STABILIZER LINK	FRONT R/L	1985-2015

MITSUBISHI LANCER III STATION WAGON 1989 - 1999

AFR1620



AFR1622



AFR1627



AFR1627



AFR1622



AFR1620



AFT1339



AFT1343



AFT4268



AFT4268



AFT1343



AFT1339



AFT4269



AEA4850



AEA4851



AFB1082



AFB1082



AFL1927



AFL1927



Ruitai	Description	Position	Years
AFR1620	RACK END	R/L	1983-1992
AFR1622	RACK END	R/L	1983-1992
AFR1627	RACK END	R/L	1983-1992
AFT1339	TIE ROD END	OUT R/L	1983-2016
AFT1343	TIE ROD END	OUT R/L	1983-2016
AFT4268	TIE ROD END	OUT R/L	1983-2016
AFT4269	TIE ROD END	OUT R/L	1983-2015
AEA4851	CONTROL ARM	LOW R	1983-2015
AEA4850	CONTROL ARM	LOW L	1983-2015
AFB1082	BALL JOINT	LOW R/L	1979-2016
AFL1927	STABILIZER LINK	FRONT R/L	1985-2015

MITSUBISHI LANCER III STATION WAGON 1985 - 1988



Ruitai	Description	Position	Years
AFR1620	RACK END	R/L	1983-1992
AFR1622	RACK END	R/L	1983-1992
AFR1627	RACK END	R/L	1983-1992
AFT1339	TIE ROD END	OUT R/L	1983-2016
AFT1342	TIE ROD END	OUT R/L	1983-1995
AFT1343	TIE ROD END	OUT R/L	1983-2016
AFT4268	TIE ROD END	OUT R/L	1983-2016
AFT4269	TIE ROD END		1983-2015
AEA4851	CONTROL ARM	LOW R	1983-2015
AEA4850	CONTROL ARM	LOW L	1983-2015
AFB1082	BALL JOINT	LOW R/L	1979-2016
AFL6680	STABILIZER LINK	FRONT R/L	1979-2004

MITSUBISHI LANCER III STATION WAGON 1990 - 1999

AFR1620



AFR1622



AFR1627



AFR1627



AFR1622



AFR1620



AFT1339



AFT1343



AFT4268



AFT4268



AFT1343



AFT1339



AFT4269



AEA4850



AFA5487



AFA5488



AEA4851




AFB1082



AFB1082



AFL6680

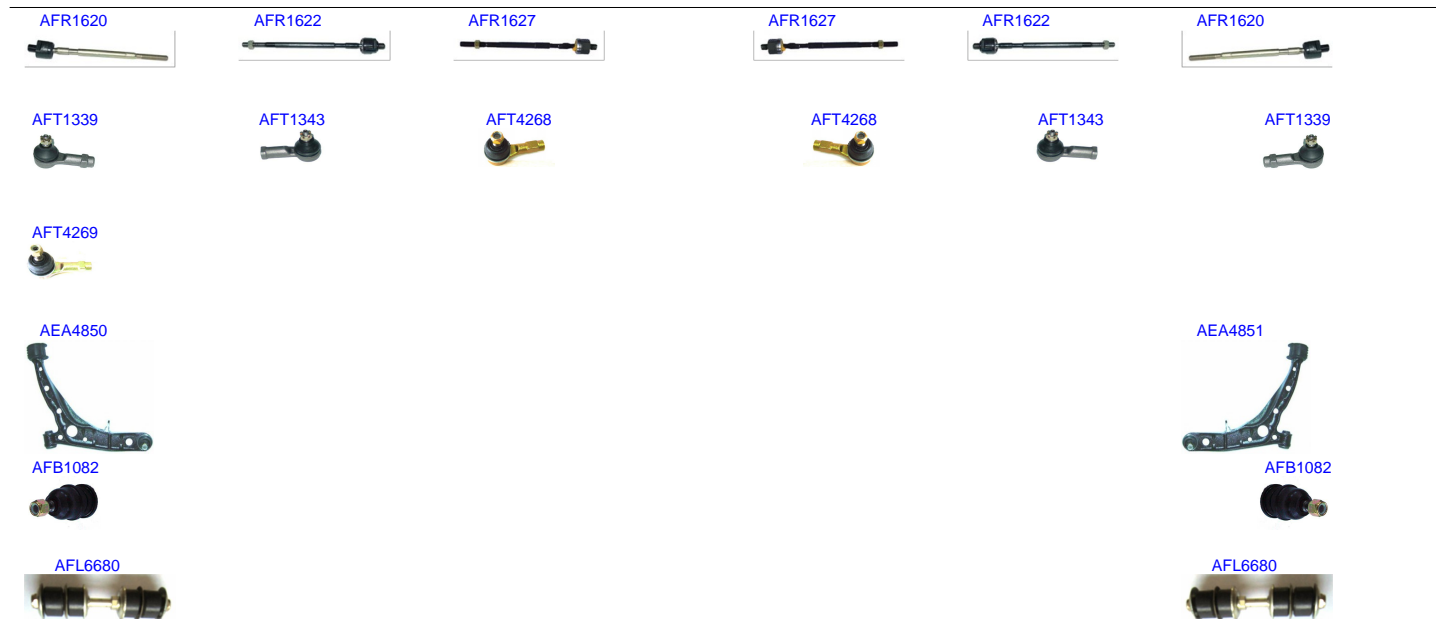


AFL6680



Ruitai	Description	Position	Years
AFR1620	RACK END	R/L	1983-1992
AFR1622	RACK END	R/L	1983-1992
AFR1627	RACK END	R/L	1983-1992
AFT1339	TIE ROD END	OUT R/L	1983-2016
AFT1343	TIE ROD END	OUT R/L	1983-2016
AFT4268	TIE ROD END	OUT R/L	1983-2016
AFT4269	TIE ROD END		1983-2015
AEA4851	CONTROL ARM	LOW R	1983-2015
AFA5488	CONTROL ARM	LOW R	1988-1992
AEA4850	CONTROL ARM	LOW L	1983-2015
AFA5487	CONTROL ARM	LOW L	1988-1992
AFB1082	BALL JOINT	LOW R/L	1979-2016
AFL6680	STABILIZER LINK	FRONT R/L	1979-2004

MITSUBISHI LANCER III STATION WAGON 1992




Ruitai	Description	Position	Years
AFR1620	RACK END	R/L	1983-1992
AFR1622	RACK END	R/L	1983-1992
AFR1627	RACK END	R/L	1983-1992
AFT1339	TIE ROD END	OUT R/L	1983-2016
AFT1343	TIE ROD END	OUT R/L	1983-2016
AFT4268	TIE ROD END	OUT R/L	1983-2016
AFT4269	TIE ROD END	OUT R/L	1983-2015
AEA4851	CONTROL ARM	LOW R	1983-2015
AEA4850	CONTROL ARM	LOW L	1983-2015
AFB1082	BALL JOINT	LOW R/L	1979-2016
AFL6680	STABILIZER LINK	FRONT R/L	1979-2004

MITSUBISHI LANCER III STATION WAGON 4WD 1992



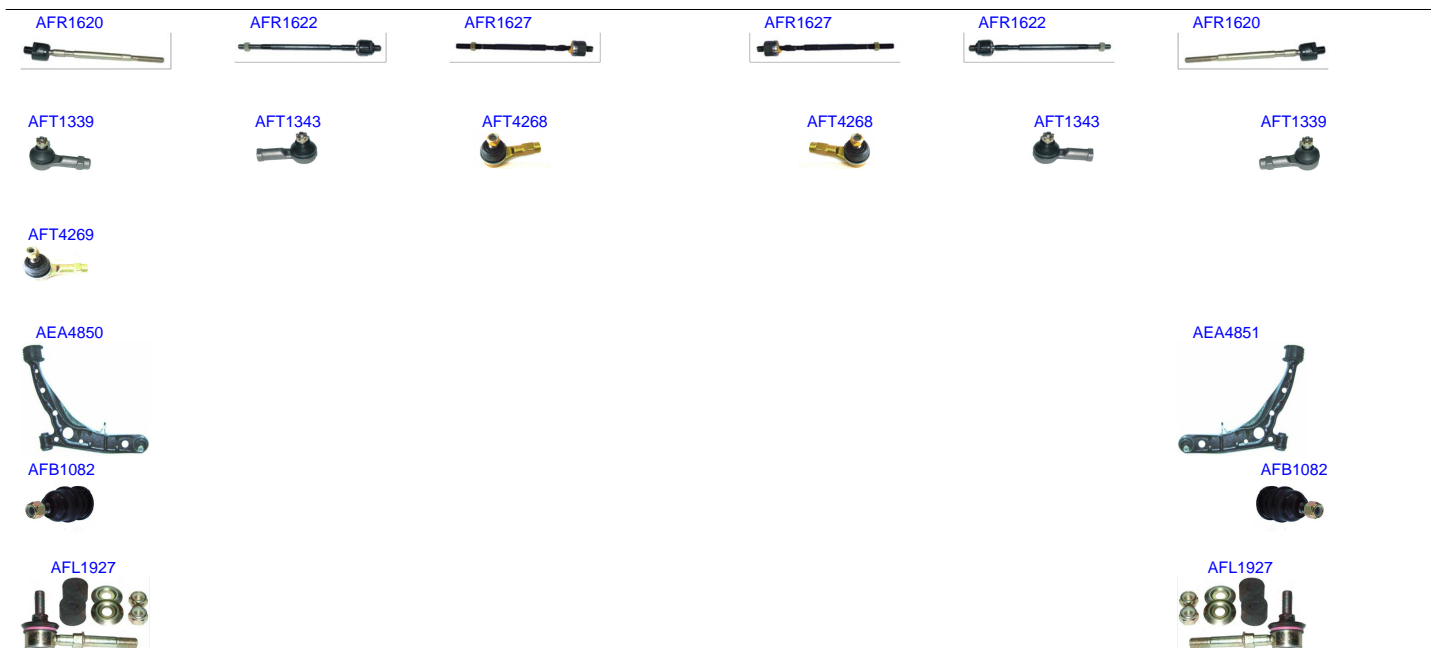
Ruitai	Description	Position	Years
AFR1620	RACK END	R/L	1983-1992
AFR1622	RACK END	R/L	1983-1992
AFR1627	RACK END	R/L	1983-1992
AFT1339	TIE ROD END	OUT R/L	1983-2016
AFT1343	TIE ROD END	OUT R/L	1983-2016
AFT4268	TIE ROD END	OUT R/L	1983-2016
AFT4269	TIE ROD END		1983-2015
AEA4851	CONTROL ARM	LOW R	1983-2015
AEA4850	CONTROL ARM	LOW L	1983-2015
AFB1082	BALL JOINT	LOW R/L	1979-2016
AFL6680	STABILIZER LINK	FRONT R/L	1979-2004

MITSUBISHI LANCER III STATION WAGON 4WD 1986



Ruitai	Description	Position	Years
AFR1622	RACK END	R/L	1983-1992
AFR1627	RACK END	R/L	1983-1992
AFT1339	TIE ROD END	OUT R/L	1983-2016
AFT4269	TIE ROD END		1983-2015
AEA4851	CONTROL ARM	LOW R	1983-2015
AEA4850	CONTROL ARM	LOW L	1983-2015
AFB1082	BALL JOINT	LOW R/L	1979-2016

MITSUBISHI LANCER III STATION WAGON 4WD 1987



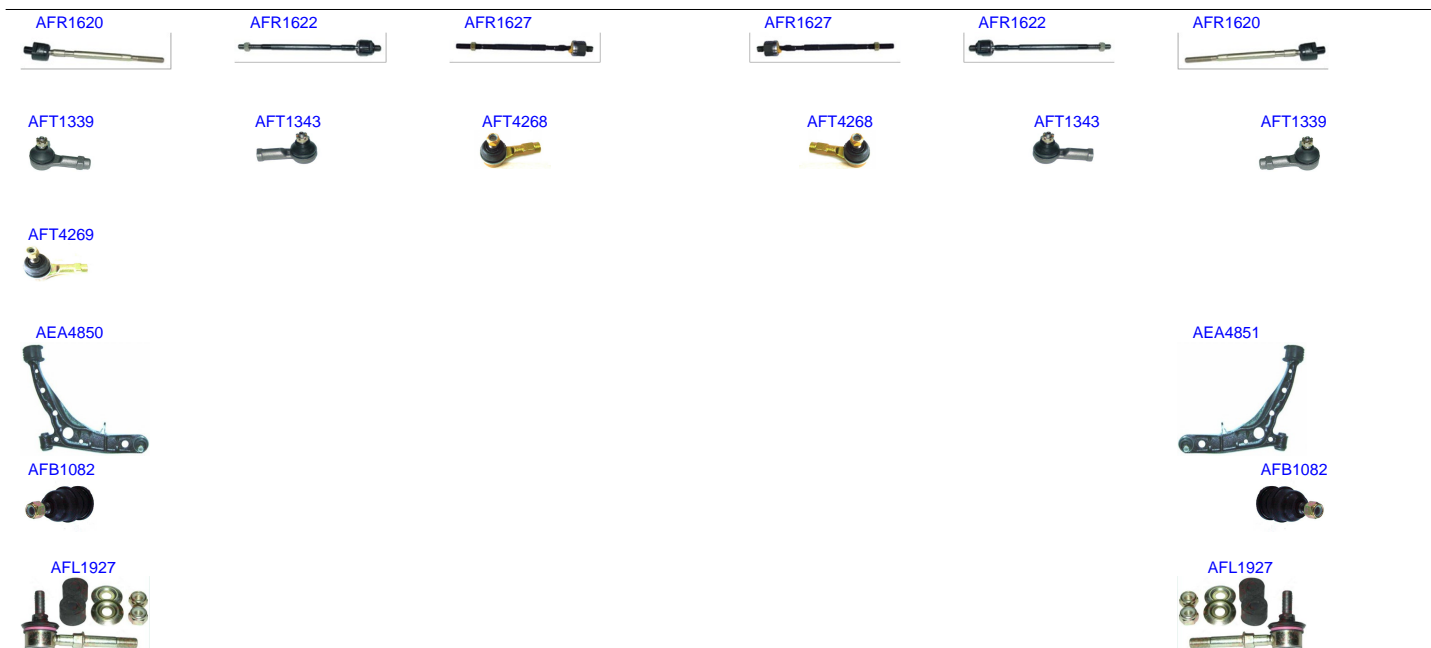
Ruitai	Description	Position	Years
AFR1620	RACK END	R/L	1983-1992
AFR1622	RACK END	R/L	1983-1992
AFR1627	RACK END	R/L	1983-1992
AFT1339	TIE ROD END	OUT R/L	1983-2016
AFT1343	TIE ROD END	OUT R/L	1983-2016
AFT4268	TIE ROD END	OUT R/L	1983-2016
AFT4269	TIE ROD END		1983-2015
AEA4851	CONTROL ARM	LOW R	1983-2015
AEA4850	CONTROL ARM	LOW L	1983-2015
AFB1082	BALL JOINT	LOW R/L	1979-2016
AFL1927	STABILIZER LINK	FRONT R/L	1985-2015

MITSUBISHI LANCER III STATION WAGON 4WD 1988



Ruitai	Description	Position	Years
AFR1620	RACK END	R/L	1983-1992
AFR1622	RACK END	R/L	1983-1992
AFR1627	RACK END	R/L	1983-1992
AFT1339	TIE ROD END	OUT R/L	1983-2016
AFT1343	TIE ROD END	OUT R/L	1983-2016
AFT4268	TIE ROD END	OUT R/L	1983-2016
AFT4269	TIE ROD END		1983-2015
AEA4851	CONTROL ARM	LOW R	1983-2015
AEA4850	CONTROL ARM	LOW L	1983-2015
AFB1082	BALL JOINT	LOW R/L	1979-2016

SUBISHI LANCER III STATION WAGON 4WD 1989 - 1



Ruitai	Description	Position	Years
AFR1620	RACK END	R/L	1983-1992
AFR1622	RACK END	R/L	1983-1992
AFR1627	RACK END	R/L	1983-1992
AFT1339	TIE ROD END	OUT R/L	1983-2016
AFT1343	TIE ROD END	OUT R/L	1983-2016
AFT4268	TIE ROD END	OUT R/L	1983-2016
AFT4269	TIE ROD END	OUT R/L	1983-2015
AEA4851	CONTROL ARM	LOW R	1983-2015
AEA4850	CONTROL ARM	LOW L	1983-2015
AFB1082	BALL JOINT	LOW R/L	1979-2016
AFL1927	STABILIZER LINK	FRONT R/L	1985-2015



Ruitai	Description	Position	Years
AFR1620	RACK END	R/L	1983-1992
AFR1622	RACK END	R/L	1983-1992
AFR1627	RACK END	R/L	1983-1992
AFT1339	TIE ROD END	OUT R/L	1983-2016
AFT1343	TIE ROD END	OUT R/L	1983-2016
AFT4268	TIE ROD END	OUT R/L	1983-2016
AFT4269	TIE ROD END		1983-2015
AEA4851	CONTROL ARM	LOW R	1983-2015
AEA4850	CONTROL ARM	LOW L	1983-2015
AFB1082	BALL JOINT	LOW R/L	1979-2016
AFL1927	STABILIZER LINK	FRONT R/L	1985-2015

AFR1628



AFR1628



AFT1339



AFT1343



AFT4268



AFT4268



AFT1343



AFT1339



AFT4269



AFA5491



AEA4850



AFA5487



AFA5488



AEA4851



AFA5492



AEA4812



AFB1082



AFB1082



AEL1928



AFL5196



AFL1922



AEL1928

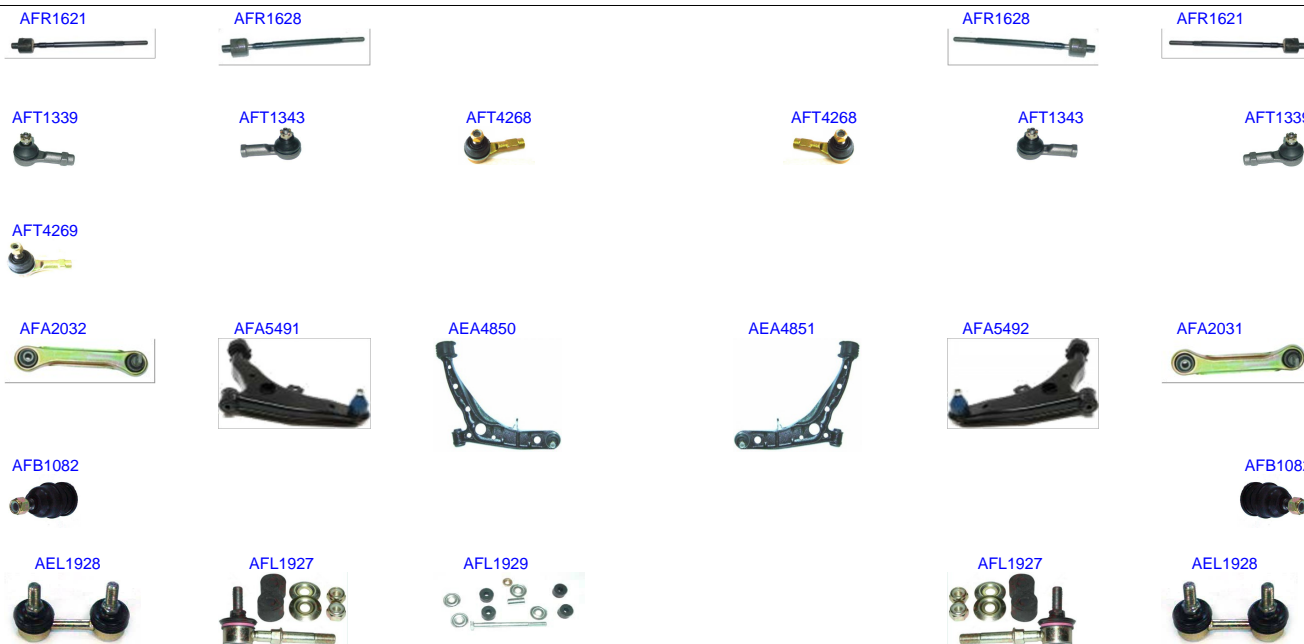


Ruitai	Description	Position	Years
AFR1628	RACK END	R/L	1987-1994
AFT1339	TIE ROD END	OUT R/L	1983-2016
AFT1343	TIE ROD END	OUT R/L	1983-2016
AFT4268	TIE ROD END	OUT R/L	1983-2016
AFT4269	TIE ROD END	OUT R/L	1983-2015
AFA5492	CONTROL ARM	UP R	1988-2003
AFA5491	CONTROL ARM	UP L	1988-2003
AEA4851	CONTROL ARM	LOW R	1983-2015
AFA5488	CONTROL ARM	LOW R	1988-1992
AEA4850	CONTROL ARM	LOW L	1983-2015
AFA5487	CONTROL ARM	LOW L	1988-1992
AEA4812	CONTROL ARM	LOW L	1984-1996
AFB1082	BALL JOINT	LOW R/L	1979-2016
AEL1928	STABILIZER LINK	REAR R/L	1984-2016
AFL5196	STABILIZER LINK	FRONT	1984-2007
AFL1922	STABILIZER LINK	FRONT	1988-2015

MITSUBISHI LANCER IV 1992



Ruitai	Description	Position	Years
AFR1621	RACK END	R/L	1991-2015
AFR1628	RACK END	R/L	1987-1994
AFT1339	TIE ROD END	OUT R/L	1983-2016
AFT1343	TIE ROD END	OUT R/L	1983-2016
AFT4268	TIE ROD END	OUT R/L	1983-2016
AFT4269	TIE ROD END		1983-2015
AFA2031	CONTROL ARM	UP R	1991-2015
AFA5492	CONTROL ARM	UP R	1988-2003
AFA2032	CONTROL ARM	UP L	1991-2015
AFA5491	CONTROL ARM	UP L	1988-2003
AEA4851	CONTROL ARM	LOW R	1983-2015
AFA5488	CONTROL ARM	LOW R	1988-1992
AEA4850	CONTROL ARM	LOW L	1983-2015
AFA5487	CONTROL ARM	LOW L	1988-1992
AEA4812	CONTROL ARM		1984-1996
AFB1082	BALL JOINT	LOW R/L	1979-2016
AEL1928	STABILIZER LINK	REAR R/L	1984-2016
AFL1927	STABILIZER LINK	FRONT R/L	1985-2015
AFL5196	STABILIZER LINK	FRONT	1984-2007
AFL1922	STABILIZER LINK		1988-2015
AFL1929	STABILIZER LINK		1992-2015



Ruitai	Description	Position	Years
AFR1621	RACK END	R/L	1991-2015
AFR1628	RACK END	R/L	1987-1994
AFT1339	TIE ROD END	OUT R/L	1983-2016
AFT1343	TIE ROD END	OUT R/L	1983-2016
AFT4268	TIE ROD END	OUT R/L	1983-2016
AFT4269	TIE ROD END		1983-2015
AFA2031	CONTROL ARM	UP R	1991-2015
AFA5492	CONTROL ARM	UP R	1988-2003
AFA2032	CONTROL ARM	UP L	1991-2015
AFA5491	CONTROL ARM	UP L	1988-2003
AEA4851	CONTROL ARM	LOW R	1983-2015
AEA4850	CONTROL ARM	LOW L	1983-2015
AFB1082	BALL JOINT	LOW R/L	1979-2016
AEL1928	STABILIZER LINK	REAR R/L	1984-2016
AFL1927	STABILIZER LINK	FRONT R/L	1985-2015
AFL1929	STABILIZER LINK		1992-2015

AFR1628



AFR1628



AFT1339



AFT1343



AFT4268



AFT4268



AFT1343



AFT1339



AFT4269



AEA4850



AEA4851



AFB1082



AFB1082



AFL1927



AFL1929



AFL1927



Ruitai	Description	Position	Years
AFR1628	RACK END	R/L	1987-1994
AFT1339	TIE ROD END	OUT R/L	1983-2016
AFT1343	TIE ROD END	OUT R/L	1983-2016
AFT4268	TIE ROD END	OUT R/L	1983-2016
AFT4269	TIE ROD END		1983-2015
AEA4851	CONTROL ARM	LOW R	1983-2015
AEA4850	CONTROL ARM	LOW L	1983-2015
AFB1082	BALL JOINT	LOW R/L	1979-2016
AFL1927	STABILIZER LINK	FRONT R/L	1985-2015
AFL1929	STABILIZER LINK		1992-2015



Ruitai	Description	Position	Years
AFR1628	RACK END	R/L	1987-1994
AFT1339	TIE ROD END	OUT R/L	1983-2016
AFT1343	TIE ROD END	OUT R/L	1983-2016
AFT4268	TIE ROD END	OUT R/L	1983-2016
AFT4269	TIE ROD END		1983-2015
AEA4851	CONTROL ARM	LOW R	1983-2015
AEA4850	CONTROL ARM	LOW L	1983-2015
AFB1082	BALL JOINT	LOW R/L	1979-2016
AFL1927	STABILIZER LINK	FRONT R/L	1985-2015
AFL1929	STABILIZER LINK		1992-2015

AFR1628



AFR1628



AFT1339



AFT1343



AFT4268



AFT4268



AFT1343



AFT1339



AFT4269



AEA4850



AEA4851



AFB1082



AFB1082



AEL1928



AFL5196



AEL1928



Ruitai	Description	Position	Years
AFR1628	RACK END	R/L	1987-1994
AFT1339	TIE ROD END	OUT R/L	1983-2016
AFT1343	TIE ROD END	OUT R/L	1983-2016
AFT4268	TIE ROD END	OUT R/L	1983-2016
AFT4269	TIE ROD END		1983-2015
AEA4851	CONTROL ARM	LOW R	1983-2015
AEA4850	CONTROL ARM	LOW L	1983-2015
AFB1082	BALL JOINT	LOW R/L	1979-2016
AEL1928	STABILIZER LINK	REAR R/L	1984-2016
AFL5196	STABILIZER LINK	FRONT	1984-2007

AFR1628



AFR1628



AFT1339



AFT1343



AFT4268



AFT4268



AFT1343



AFT1339



AFT4269



AEA4850



AEA4851



AFB1082



AFB1082



AEL1928



AFL1927



AFL5196



AFL1927



AEL1928



Ruitai	Description	Position	Years
AFR1628	RACK END	R/L	1987-1994
AFT1339	TIE ROD END	OUT R/L	1983-2016
AFT1343	TIE ROD END	OUT R/L	1983-2016
AFT4268	TIE ROD END	OUT R/L	1983-2016
AFT4269	TIE ROD END		1983-2015
AEA4851	CONTROL ARM	LOW R	1983-2015
AEA4850	CONTROL ARM	LOW L	1983-2015
AFB1082	BALL JOINT	LOW R/L	1979-2016
AEL1928	STABILIZER LINK	REAR R/L	1984-2016
AFL1927	STABILIZER LINK	FRONT R/L	1985-2015
AFL5196	STABILIZER LINK	FRONT	1984-2007

AFT1339



AFT4269



AFT1339



AEA4850



AEA4851



AFB1082



AFB1082



AFL1927



AFL1927



Ruitai	Description	Position	Years
AFT1339	TIE ROD END	OUT R/L	1983-2016
AFT4269	TIE ROD END		1983-2015
AEA4851	CONTROL ARM	LOW R	1983-2015
AEA4850	CONTROL ARM	LOW L	1983-2015
AFB1082	BALL JOINT	LOW R/L	1979-2016
AFL1927	STABILIZER LINK	FRONT R/L	1985-2015

AFT1339



AFT4269



AFT1339



AEA4850



AEA4851



AFB1082



AFB1082



AFL1927



AFL1927



Ruitai	Description	Position	Years
AFT1339	TIE ROD END	OUT R/L	1983-2016
AFT4269	TIE ROD END		1983-2015
AEA4851	CONTROL ARM	LOW R	1983-2015
AEA4850	CONTROL ARM	LOW L	1983-2015
AFB1082	BALL JOINT	LOW R/L	1979-2016
AFL1927	STABILIZER LINK	FRONT R/L	1985-2015

AFT1339



AFT1343



AFT4268



AFT4268



AFT1343



AFT1339



AFT4269



Ruitai	Description	Position	Years
AFT1339	TIE ROD END	OUT R/L	1983-2016
AFT1343	TIE ROD END	OUT R/L	1983-2016
AFT4268	TIE ROD END	OUT R/L	1983-2016
AFT4269	TIE ROD END		1983-2015

MITSUBISHI LANCER KOMBI 2016

AFT1339



AFT1343



AFT4268



AFT4268



AFT1343



AFT1339



Ruitai	Description	Position	Years
AFT1339	TIE ROD END	OUT R/L	1983-2016
AFT1343	TIE ROD END	OUT R/L	1983-2016
AFT4268	TIE ROD END	OUT R/L	1983-2016

AFT1339



AFT1343



AFT4268



AFT4268



AFT1343



AFT1339



Ruitai	Description	Position	Years
AFT1339	TIE ROD END	OUT R/L	1983-2016
AFT1343	TIE ROD END	OUT R/L	1983-2016
AFT4268	TIE ROD END	OUT R/L	1983-2016

AEA7797



AEA7799



AEA7800



AEA7798



Ruitai	Description	Position	Years
AEA7797	CONTROL ARM		1992-2006
AEA7798	CONTROL ARM		1992-2006
AEA7799	CONTROL ARM		1992-2006
AEA7800	CONTROL ARM		1992-2006

AEA7797



AEA7799



AEA7800



AEA7798



Ruitai	Description	Position	Years
AEA7797	CONTROL ARM		1992-2006
AEA7798	CONTROL ARM		1992-2006
AEA7799	CONTROL ARM		1992-2006
AEA7800	CONTROL ARM		1992-2006

AET5925



AET5925



AEA4850



AFA5478



AFA5213



AFA5479



AEA4851



AFB6778



AFB6778



AFL5030



Ruitai	Description	Position	Years
AET5925	TIE ROD END	OUT R/L	1996-2016
AEA4851	CONTROL ARM	LOW R	1983-2015
AFA5479	CONTROL ARM	LOW R	2006-2016
AEA4850	CONTROL ARM	LOW L	1983-2015
AFA5478	CONTROL ARM	LOW L	2006-2016
AFA5213	CONTROL ARM		2007-2016
AFB6778	BALL JOINT	LOW R/L	2000-2016
AFL5030	STABILIZER LINK		2006-2016

AET5925



AET5925



AEA4850



AFA5478



AFA5213



AFA5479



AEA4851



AFB6778



AFB6778



AFL5030



Ruitai	Description	Position	Years
AET5925	TIE ROD END	OUT R/L	1996-2016
AEA4851	CONTROL ARM	LOW R	1983-2015
AFA5479	CONTROL ARM	LOW R	2006-2016
AEA4850	CONTROL ARM	LOW L	1983-2015
AFA5478	CONTROL ARM	LOW L	2006-2016
AFA5213	CONTROL ARM		2007-2016
AFB6778	BALL JOINT	LOW R/L	2000-2016
AFL5030	STABILIZER LINK		2006-2016

MITSUBISHI LANCER SERIE 4WD 2008 - 2015

AET5925



AET5925



AFA5478



AFA5479



Ruitai	Description	Position	Years
AET5925	TIE ROD END	OUT R/L	1996-2016
AFA5479	CONTROL ARM	LOW R	2006-2016
AFA5478	CONTROL ARM	LOW L	2006-2016

MITSUBISHI LANCER STATION WAGON 2008 - 2015



AET5925



AET5925



AFA5478



AFA5479



Ruitai	Description	Position	Years
AET5925	TIE ROD END	OUT R/L	1996-2016
AFA5479	CONTROL ARM	LOW R	2006-2016
AFA5478	CONTROL ARM	LOW L	2006-2016

MITSUBISHI LANCER STATION WAGON 1985 - 1991



Ruitai	Description	Position	Years
AFL1927	STABILIZER LINK	FRONT R/L	1985-2015
AFL6680	STABILIZER LINK	FRONT R/L	1979-2004

MITSUBISHI LANCER STATION WAGON 1992

AFT1339



AFT1343



AFT4268



AFT4268



AFT1343



AFT1339



AFB1082



AFB1082



AFL1921



AFL1927



AFL6680



AFL6680



AFL1927



AFL1921



Ruitai	Description	Position	Years
AFT1339	TIE ROD END	OUT R/L	1983-2016
AFT1343	TIE ROD END	OUT R/L	1983-2016
AFT4268	TIE ROD END	OUT R/L	1983-2016
AFB1082	BALL JOINT	LOW R/L	1979-2016
AFL1921	STABILIZER LINK	REAR R/L	1992-2015
AFL1927	STABILIZER LINK	FRONT R/L	1985-2015
AFL6680	STABILIZER LINK	FRONT R/L	1979-2004

MITSUBISHI LANCER STATION WAGON 1993 - 2003

AFT1339



AFT1343



AFT4268



AFT4268



AFT1343



AFT1339




AFB1082



AFB1082



AFL1921



AFL1921



Ruitai	Description	Position	Years
AFT1339	TIE ROD END	OUT R/L	1983-2016
AFT1343	TIE ROD END	OUT R/L	1983-2016
AFT4268	TIE ROD END	OUT R/L	1983-2016
AFB1082	BALL JOINT	LOW R/L	1979-2016
AFL1921	STABILIZER LINK	REAR R/L	1992-2015

AFT1339



AFT1343



AFT4268



AFT4268



AFT1343



AFT1339



AFB1082



AFB1082




AFL1921



AFL1921



Ruitai	Description	Position	Years
AFT1339	TIE ROD END	OUT R/L	1983-2016
AFT1343	TIE ROD END	OUT R/L	1983-2016
AFT4268	TIE ROD END	OUT R/L	1983-2016
AFB1082	BALL JOINT	LOW R/L	1979-2016
AFL1921	STABILIZER LINK	REAR R/L	1992-2015



Ruitai	Description	Position	Years
AFR1621	RACK END	R/L	1991-2015
AFT1339	TIE ROD END	OUT R/L	1983-2016
AFT1343	TIE ROD END	OUT R/L	1983-2016
AFT4268	TIE ROD END	OUT R/L	1983-2016
AFT4269	TIE ROD END		1983-2015
AFA2031	CONTROL ARM	UP R	1991-2015
AFA5492	CONTROL ARM	UP R	1988-2003
AFA2032	CONTROL ARM	UP L	1991-2015
AFA5491	CONTROL ARM	UP L	1988-2003
AEA4851	CONTROL ARM	LOW R	1983-2015
AEA4850	CONTROL ARM	LOW L	1983-2015
AEA7797	CONTROL ARM		1992-2006
AEA7798	CONTROL ARM		1992-2006
AEA7799	CONTROL ARM		1992-2006
AEA7800	CONTROL ARM		1992-2006
AFB1082	BALL JOINT	LOW R/L	1979-2016
AFL1921	STABILIZER LINK	REAR R/L	1992-2015

AFR1621



AFR1621



AFT1339



AFT1343



AFT4268



AFT4268



AFT1343



AFT1339



AFT4269



AFA2032



AFA5491



AEA4850



AEA4851



AFA5492



AFA2031



AEA7797



AEA7799



AEA7800



AEA7798



AFB1082



AFB1082



AFL1921



AFL1922



AFL1921



Ruitai	Description	Position	Years
AFR1621	RACK END	R/L	1991-2015
AFT1339	TIE ROD END	OUT R/L	1983-2016
AFT1343	TIE ROD END	OUT R/L	1983-2016
AFT4268	TIE ROD END	OUT R/L	1983-2016
AFT4269	TIE ROD END		1983-2015
AFA2031	CONTROL ARM	UP R	1991-2015
AFA5492	CONTROL ARM	UP R	1988-2003
AFA2032	CONTROL ARM	UP L	1991-2015
AFA5491	CONTROL ARM	UP L	1988-2003
AEA4851	CONTROL ARM	LOW R	1983-2015
AEA4850	CONTROL ARM	LOW L	1983-2015
AEA7797	CONTROL ARM		1992-2006
AEA7798	CONTROL ARM		1992-2006
AEA7799	CONTROL ARM		1992-2006
AEA7800	CONTROL ARM		1992-2006
AFB1082	BALL JOINT	LOW R/L	1979-2016
AFL1921	STABILIZER LINK	REAR R/L	1992-2015
AFL1922	STABILIZER LINK		1988-2015

AFR1621



AFR1621



AFT1339



AFT1343



AFT4268



AFT4268



AFT1343



AFT1339



AFT4269



AFA2032



AFA5491



AEA4850



AEA4851



AFA5492



AFA2031



AFB1082



AFB1082



AFL1921



AFL1921



Ruitai	Description	Position	Years
AFR1621	RACK END	R/L	1991-2015
AFT1339	TIE ROD END	OUT R/L	1983-2016
AFT1343	TIE ROD END	OUT R/L	1983-2016
AFT4268	TIE ROD END	OUT R/L	1983-2016
AFT4269	TIE ROD END		1983-2015
AFA2031	CONTROL ARM	UP R	1991-2015
AFA5492	CONTROL ARM	UP R	1988-2003
AFA2032	CONTROL ARM	UP L	1991-2015
AFA5491	CONTROL ARM	UP L	1988-2003
AEA4851	CONTROL ARM	LOW R	1983-2015
AEA4850	CONTROL ARM	LOW L	1983-2015
AFB1082	BALL JOINT	LOW R/L	1979-2016
AFL1921	STABILIZER LINK	REAR R/L	1992-2015

AFR1621



AFR1621



AFT1339



AFT1343



AFT4268



AFT4268



AFT1343



AFT1339



AFT4269



AFA2032



AFA2031



AFB1082



AFB1082



AFL1921



AFL1921



Ruitai	Description	Position	Years
AFR1621	RACK END	R/L	1991-2015
AFT1339	TIE ROD END	OUT R/L	1983-2016
AFT1343	TIE ROD END	OUT R/L	1983-2016
AFT4268	TIE ROD END	OUT R/L	1983-2016
AFT4269	TIE ROD END		1983-2015
AFA2031	CONTROL ARM	UP R	1991-2015
AFA2032	CONTROL ARM	UP L	1991-2015
AFB1082	BALL JOINT	LOW R/L	1979-2016
AFL1921	STABILIZER LINK	REAR R/L	1992-2015

AFR1621



AFR1621



AFT1339



AFT1343



AFT4268



AFT4268



AFT1343



AFT1339



AFT4269



AFA2032



AFA2031



AFB1082



AFB1082



AFL1921



AFL1921



Ruitai	Description	Position	Years
AFR1621	RACK END	R/L	1991-2015
AFT1339	TIE ROD END	OUT R/L	1983-2016
AFT1343	TIE ROD END	OUT R/L	1983-2016
AFT4268	TIE ROD END	OUT R/L	1983-2016
AFT4269	TIE ROD END		1983-2015
AFA2031	CONTROL ARM	UP R	1991-2015
AFA2032	CONTROL ARM	UP L	1991-2015
AFB1082	BALL JOINT	LOW R/L	1979-2016
AFL1921	STABILIZER LINK	REAR R/L	1992-2015

AFR1621



AFR1621



AFT1339



AFT1343



AFT4268



AFT4268



AFT1343



AFT1339



AFT4269



AFA2032



AFA5491



AEA4850



AEA4851



AFA5492



AFA2031



AEA7797



AEA7799



AEA7800



AEA7798



AFB1082



AFB1082



AFL1921



AFL1921



Ruitai	Description	Position	Years
AFR1621	RACK END	R/L	1991-2015
AFT1339	TIE ROD END	OUT R/L	1983-2016
AFT1343	TIE ROD END	OUT R/L	1983-2016
AFT4268	TIE ROD END	OUT R/L	1983-2016
AFT4269	TIE ROD END		1983-2015
AFA2031	CONTROL ARM	UP R	1991-2015
AFA5492	CONTROL ARM	UP R	1988-2003
AFA2032	CONTROL ARM	UP L	1991-2015
AFA5491	CONTROL ARM	UP L	1988-2003
AEA4851	CONTROL ARM	LOW R	1983-2015
AEA4850	CONTROL ARM	LOW L	1983-2015
AEA7797	CONTROL ARM		1992-2006
AEA7798	CONTROL ARM		1992-2006
AEA7799	CONTROL ARM		1992-2006
AEA7800	CONTROL ARM		1992-2006
AFB1082	BALL JOINT	LOW R/L	1979-2016
AFL1921	STABILIZER LINK	REAR R/L	1992-2015

AFR1621



AFR1621



AFT1339



AFT1343



AFT4268



AFT4268



AFT1343



AFT1339



AFT4269



AFA2032



AFA5491



AEA4850



AEA4851



AFA5492



AFA2031



AFB1082



AFB1082



AFL1921



AFL1921



Ruitai	Description	Position	Years
AFR1621	RACK END	R/L	1991-2015
AFT1339	TIE ROD END	OUT R/L	1983-2016
AFT1343	TIE ROD END	OUT R/L	1983-2016
AFT4268	TIE ROD END	OUT R/L	1983-2016
AFT4269	TIE ROD END		1983-2015
AFA2031	CONTROL ARM	UP R	1991-2015
AFA5492	CONTROL ARM	UP R	1988-2003
AFA2032	CONTROL ARM	UP L	1991-2015
AFA5491	CONTROL ARM	UP L	1988-2003
AEA4851	CONTROL ARM	LOW R	1983-2015
AEA4850	CONTROL ARM	LOW L	1983-2015
AFB1082	BALL JOINT	LOW R/L	1979-2016
AFL1921	STABILIZER LINK	REAR R/L	1992-2015

AFR1621



AFR1621



AFT1339



AFT1343



AFT4268



AFT4268



AFT1343



AFT1339



AFT4269



AFA2032



AFA2031



AFB1082



AFB1082



AFL1921



AFL1921



Ruitai	Description	Position	Years
AFR1621	RACK END	R/L	1991-2015
AFT1339	TIE ROD END	OUT R/L	1983-2016
AFT1343	TIE ROD END	OUT R/L	1983-2016
AFT4268	TIE ROD END	OUT R/L	1983-2016
AFT4269	TIE ROD END		1983-2015
AFA2031	CONTROL ARM	UP R	1991-2015
AFA2032	CONTROL ARM	UP L	1991-2015
AFB1082	BALL JOINT	LOW R/L	1979-2016
AFL1921	STABILIZER LINK	REAR R/L	1992-2015

AFR1621



AFR1621



AFT1339



AFT1343



AFT4268



AFT4268



AFT1343



AFT1339



AFT4269



AFA2032



AFA2031



AFB1082



AFB1082



AFL1921



AFL1921



Ruitai	Description	Position	Years
AFR1621	RACK END	R/L	1991-2015
AFT1339	TIE ROD END	OUT R/L	1983-2016
AFT1343	TIE ROD END	OUT R/L	1983-2016
AFT4268	TIE ROD END	OUT R/L	1983-2016
AFT4269	TIE ROD END		1983-2015
AFA2031	CONTROL ARM	UP R	1991-2015
AFA2032	CONTROL ARM	UP L	1991-2015
AFB1082	BALL JOINT	LOW R/L	1979-2016
AFL1921	STABILIZER LINK	REAR R/L	1992-2015

AFR1621



AFR1621



AFT1339



AFT1343



AFT4268



AFT4268



AFT1343



AFT1339



AFT4269



AFA2032



AEA4011



AEA4850



AEA4851



AEA4012



AFA2031



AFB1082



AFB1082



AFL1921



AFL1927



AFL1922



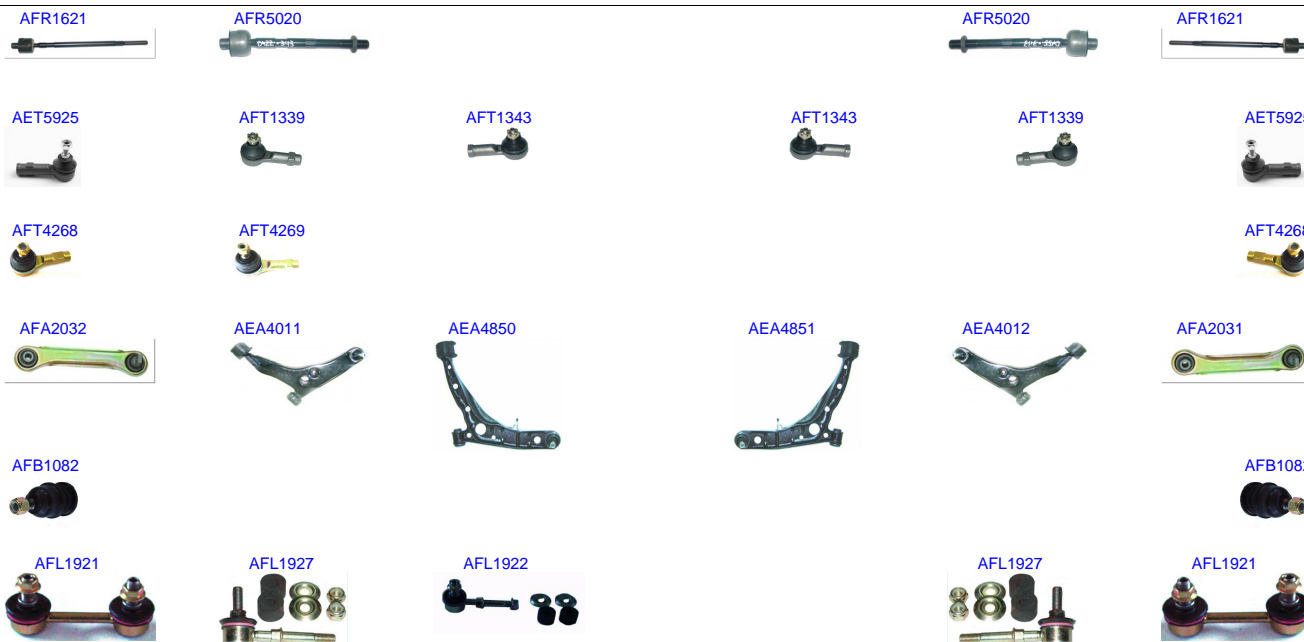
AFL1927



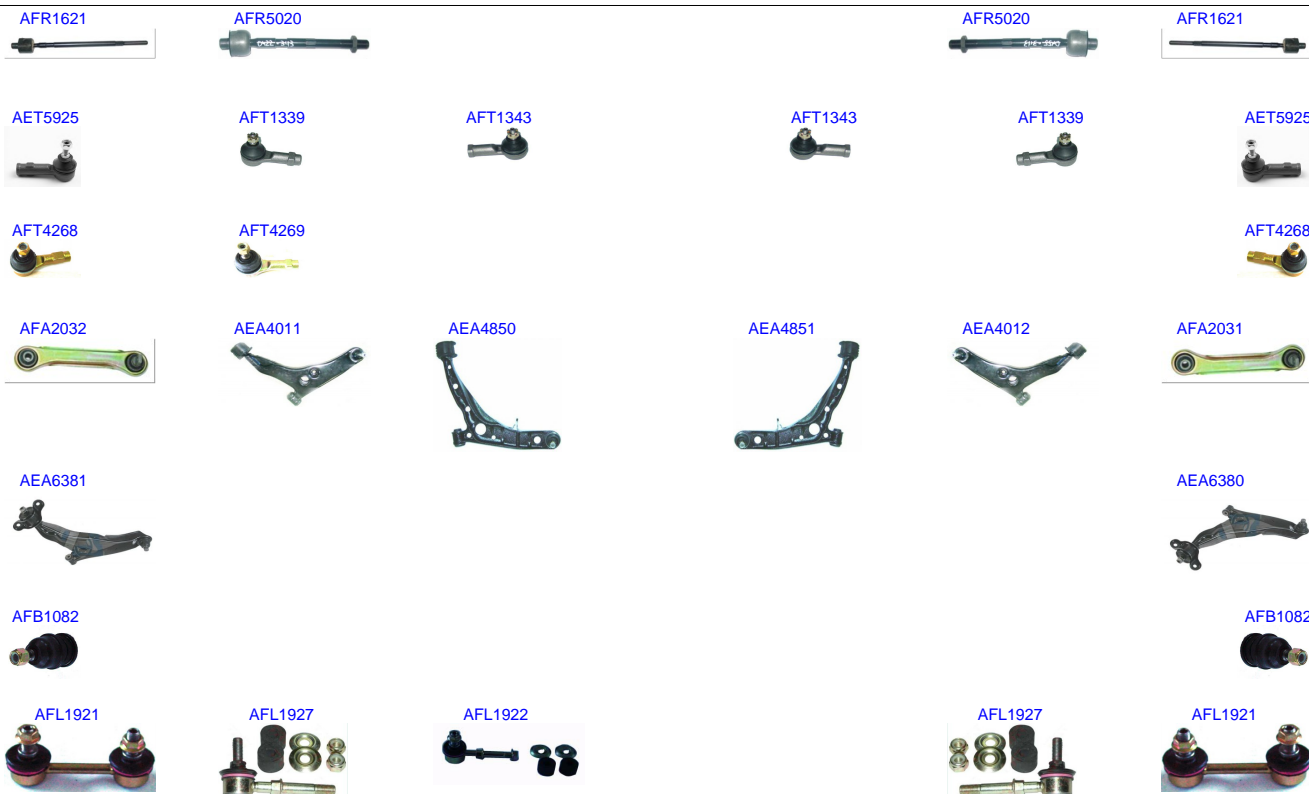
AFL1921



Ruitai	Description	Position	Years
AFR1621	RACK END	R/L	1991-2015
AFT1339	TIE ROD END	OUT R/L	1983-2016
AFT1343	TIE ROD END	OUT R/L	1983-2016
AFT4268	TIE ROD END	OUT R/L	1983-2016
AFT4269	TIE ROD END	OUT R/L	1983-2015
AFA2031	CONTROL ARM	UP R	1991-2015
AFA2032	CONTROL ARM	UP L	1991-2015
AEA4012	CONTROL ARM	LOW R	1993-2005
AEA4851	CONTROL ARM	LOW R	1983-2015
AEA4011	CONTROL ARM	LOW L	1995-2005
AEA4850	CONTROL ARM	LOW L	1983-2015
AFB1082	BALL JOINT	LOW R/L	1979-2016
AFL1921	STABILIZER LINK	REAR R/L	1992-2015
AFL1927	STABILIZER LINK	FRONT R/L	1985-2015
AFL1922	STABILIZER LINK	FRONT R/L	1988-2015

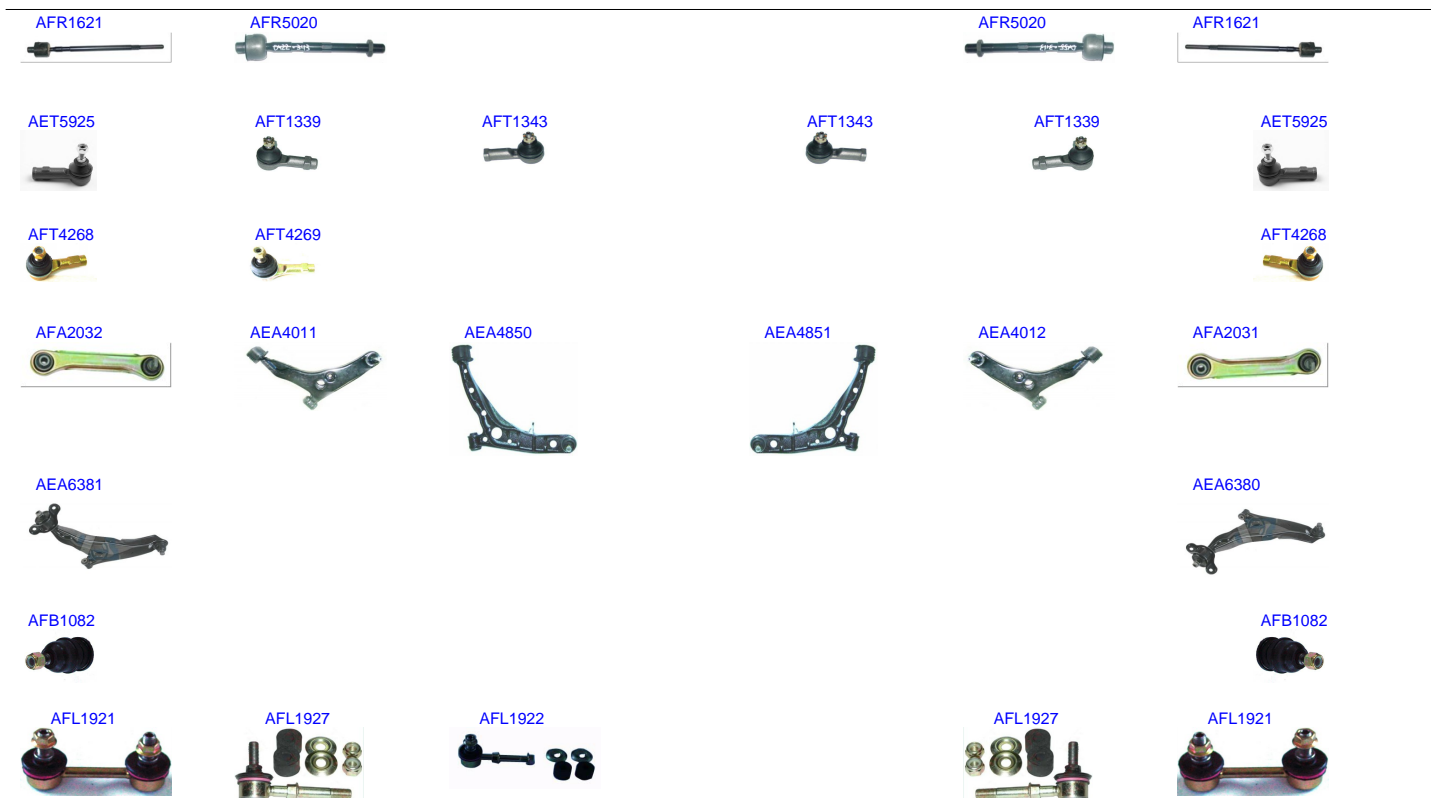


Ruitai	Description	Position	Years
AFR1621	RACK END	R/L	1991-2015
AFR5020	RACK END	R/L	1991-2015
AET5925	TIE ROD END	OUT R/L	1996-2016
AFT1339	TIE ROD END	OUT R/L	1983-2016
AFT1343	TIE ROD END	OUT R/L	1983-2016
AFT4268	TIE ROD END	OUT R/L	1983-2016
AFT4269	TIE ROD END	OUT R/L	1983-2015
AFA2031	CONTROL ARM	UP R	1991-2015
AFA2032	CONTROL ARM	UP L	1991-2015
AEA4012	CONTROL ARM	LOW R	1993-2005
AEA4851	CONTROL ARM	LOW R	1983-2015
AEA4011	CONTROL ARM	LOW L	1995-2005
AEA4850	CONTROL ARM	LOW L	1983-2015
AFB1082	BALL JOINT	LOW R/L	1979-2016
AFL1921	STABILIZER LINK	REAR R/L	1992-2015
AFL1927	STABILIZER LINK	FRONT R/L	1985-2015
AFL1922	STABILIZER LINK		1988-2015



Ruitai	Description	Position	Years
AFR1621	RACK END	R/L	1991-2015
AFR5020	RACK END	R/L	1991-2015
AET5925	TIE ROD END	OUT R/L	1996-2016
AFT1339	TIE ROD END	OUT R/L	1983-2016
AFT1343	TIE ROD END	OUT R/L	1983-2016
AFT4268	TIE ROD END	OUT R/L	1983-2016
AFT4269	TIE ROD END	OUT R/L	1983-2015
AFA2031	CONTROL ARM	UP R	1991-2015
AFA2032	CONTROL ARM	UP L	1991-2015
AEA4012	CONTROL ARM	LOW R	1993-2005
AEA4851	CONTROL ARM	LOW R	1983-2015
AEA6380	CONTROL ARM	LOW R	2000-2004
AEA4011	CONTROL ARM	LOW L	1995-2005
AEA4850	CONTROL ARM	LOW L	1983-2015
AEA6381	CONTROL ARM	LOW L	2000-2004
AFB1082	BALL JOINT	LOW R/L	1979-2016
AFL1921	STABILIZER LINK	REAR R/L	1992-2015
AFL1927	STABILIZER LINK	FRONT R/L	1985-2015
AFL1922	STABILIZER LINK		1988-2015

MITSUBISHI LANCER V STATION WAGON 2000 - 2005



Ruitai	Description	Position	Years
AFR1621	RACK END	R/L	1991-2015
AFR5020	RACK END	R/L	1991-2015
AET5925	TIE ROD END	OUT R/L	1996-2016
AFT1339	TIE ROD END	OUT R/L	1983-2016
AFT1343	TIE ROD END	OUT R/L	1983-2016
AFT4268	TIE ROD END	OUT R/L	1983-2016
AFT4269	TIE ROD END	OUT R/L	1983-2015
AFA2031	CONTROL ARM	UP R	1991-2015
AFA2032	CONTROL ARM	UP L	1991-2015
AEA4012	CONTROL ARM	LOW R	1993-2005
AEA4851	CONTROL ARM	LOW R	1983-2015
AEA6380	CONTROL ARM	LOW R	2000-2004
AEA4011	CONTROL ARM	LOW L	1995-2005
AEA4850	CONTROL ARM	LOW L	1983-2015
AEA6381	CONTROL ARM	LOW L	2000-2004
AFB1082	BALL JOINT	LOW R/L	1979-2016
AFL1921	STABILIZER LINK	REAR R/L	1992-2015
AFL1927	STABILIZER LINK	FRONT R/L	1985-2015
AFL1922	STABILIZER LINK	FRONT R/L	1988-2015

MITSUBISHI LANCER V STATION WAGON 1992 - 2003



Ruitai	Description	Position	Years
AFR1621	RACK END	R/L	1991-2015
AFT1339	TIE ROD END	OUT R/L	1983-2016
AFT1343	TIE ROD END	OUT R/L	1983-2016
AFT4268	TIE ROD END	OUT R/L	1983-2016
AFT4269	TIE ROD END		1983-2015
AFA5492	CONTROL ARM	UP R	1988-2003
AFA5491	CONTROL ARM	UP L	1988-2003
AEA4851	CONTROL ARM	LOW R	1983-2015
AEA4850	CONTROL ARM	LOW L	1983-2015
AFB1082	BALL JOINT	LOW R/L	1979-2016
AFL1921	STABILIZER LINK	REAR R/L	1992-2015

SUBARU LANCER V STATION WAGON 4WD 1992 - 2000



Ruitai	Description	Position	Years
AFR1621	RACK END	R/L	1991-2015
AFT1339	TIE ROD END	OUT R/L	1983-2016
AFT1343	TIE ROD END	OUT R/L	1983-2016
AFT4268	TIE ROD END	OUT R/L	1983-2016
AFT4269	TIE ROD END		1983-2015
AFA5492	CONTROL ARM	UP R	1988-2003
AFA5491	CONTROL ARM	UP L	1988-2003
AEA4851	CONTROL ARM	LOW R	1983-2015
AEA4850	CONTROL ARM	LOW L	1983-2015
AFB1082	BALL JOINT	LOW R/L	1979-2016
AFL1921	STABILIZER LINK	REAR R/L	1992-2015

AFR1621



AFR1621



AFT1339



AFT1343



AFT4268



AFT4268



AFT1343



AFT1339



AFT4269



AFA5491



AEA4850



AEA4851



AFA5492




AFB1082



AFB1082



AFL1921



AFL1921



Ruitai	Description	Position	Years
AFR1621	RACK END	R/L	1991-2015
AFT1339	TIE ROD END	OUT R/L	1983-2016
AFT1343	TIE ROD END	OUT R/L	1983-2016
AFT4268	TIE ROD END	OUT R/L	1983-2016
AFT4269	TIE ROD END		1983-2015
AFA5492	CONTROL ARM	UP R	1988-2003
AFA5491	CONTROL ARM	UP L	1988-2003
AEA4851	CONTROL ARM	LOW R	1983-2015
AEA4850	CONTROL ARM	LOW L	1983-2015
AFB1082	BALL JOINT	LOW R/L	1979-2016
AFL1921	STABILIZER LINK	REAR R/L	1992-2015

AFA5491



AEA4850



AEA4851



AFA5492



Ruitai	Description	Position	Years
AFA5492	CONTROL ARM	UP R	1988-2003
AFA5491	CONTROL ARM	UP L	1988-2003
AEA4851	CONTROL ARM	LOW R	1983-2015
AEA4850	CONTROL ARM	LOW L	1983-2015

AFA5491



AEA4850



AEA4851



AFA5492



Ruitai	Description	Position	Years
AFA5492	CONTROL ARM	UP R	1988-2003
AFA5491	CONTROL ARM	UP L	1988-2003
AEA4851	CONTROL ARM	LOW R	1983-2015
AEA4850	CONTROL ARM	LOW L	1983-2015

AFA5491



AEA4850



AEA4851



AFA5492



Ruitai	Description	Position	Years
AFA5492	CONTROL ARM	UP R	1988-2003
AFA5491	CONTROL ARM	UP L	1988-2003
AEA4851	CONTROL ARM	LOW R	1983-2015
AEA4850	CONTROL ARM	LOW L	1983-2015

AFT1321



AFT1340



AFT1323



AFT1329



AFT1340



AFT1321



AFB1080



AFB1074



AFB1083



AFB1083



AFB1074



AFB1080



AFI1805



AFP1859



AFP1859



Ruitai	Description	Position	Years
AFT1321	TIE ROD END	OUT R/L	1969-2015
AFT1340	TIE ROD END	OUT R/L	1980-2015
AFT1329	TIE ROD END	IN R	1978-2015
AFT1323	TIE ROD END	IN L	1976-2015
AFB1080	BALL JOINT	UP R/L	1980-2015
AFB1074	BALL JOINT	LOW R/L	1980-2015
AFB1083	BALL JOINT	LOW R/L	1980-2015
AFI1805	IDLER ARM	LHD	1980-2015
AFP1859	PITMAN ARM	R/L	1980-2015

AFT1321



AFT1340



AFT1323



AFT1329



AFT1340



AFT1321



AFB1074



AFB1083



AFB1083



AFB1074



AFI1805



AFP1859



AFP1859



Ruitai	Description	Position	Years
AFT1321	TIE ROD END	OUT R/L	1969-2015
AFT1340	TIE ROD END	OUT R/L	1980-2015
AFT1329	TIE ROD END	IN R	1978-2015
AFT1323	TIE ROD END	IN L	1976-2015
AFB1074	BALL JOINT	LOW R/L	1980-2015
AFB1083	BALL JOINT	LOW R/L	1980-2015
AFI1805	IDLER ARM	LHD	1980-2015
AFP1859	PITMAN ARM	R/L	1980-2015

AFT1321



AFT1340



AFT1323



AFT1329



AFT1340



AFT1321



AEA6293



AFB1074



AFB1083



AFB1083



AFB1074



AFI1805



AFP1859



AFP1859



Ruitai	Description	Position	Years
AFT1321	TIE ROD END	OUT R/L	1969-2015
AFT1340	TIE ROD END	OUT R/L	1980-2015
AFT1329	TIE ROD END	IN R	1978-2015
AFT1323	TIE ROD END	IN L	1976-2015
AEA6293	CONTROL ARM		1987-1996
AFB1074	BALL JOINT	LOW R/L	1980-2015
AFB1083	BALL JOINT	LOW R/L	1980-2015
AFI1805	IDLER ARM	LHD	1980-2015
AFP1859	PITMAN ARM	R/L	1980-2015

AFT1344



AFT1340



AFT1340



AFT1351



AEA6293



AFB1074



AFB1083



AFB1083



AFB1074



AFI1805



AFP12427



AFP12427



AFL6492



AFL6492



Ruitai	Description	Position	Years
AFT1344	TIE ROD END		1990-2015
AFT1351	TIE ROD END		1986-1996
AFT1340	TIE ROD END	OUT R/L	1980-2015
AEA6293	CONTROL ARM		1987-1996
AFB1074	BALL JOINT	LOW R/L	1980-2015
AFB1083	BALL JOINT	LOW R/L	1980-2015
AFI1805	IDLER ARM	LHD	1980-2015
AFP12427	PITMAN ARM	R/L	1990-1996
AFL6492	STABILIZER LINK	R/L	1982-2015

AFT1344



AFT1351



AEA6293



AFB1074



AFB1074



AFP12427



AFP12427



AFL6492



AFL6492



Ruitai	Description	Position	Years
AFT1344	TIE ROD END		1990-2015
AFT1351	TIE ROD END		1986-1996
AEA6293	CONTROL ARM		1987-1996
AFB1074	BALL JOINT	LOW R/L	1980-2015
AFP12427	PITMAN ARM	R/L	1990-1996
AFL6492	STABILIZER LINK	R/L	1982-2015

AFT1344



AFT1351



AEA6293



AFB1074



AFB1074



AFP12427



AFP12427



Ruitai	Description	Position	Years
AFT1344	TIE ROD END		1990-2015
AFT1351	TIE ROD END		1986-1996
AEA6293	CONTROL ARM		1987-1996
AFB1074	BALL JOINT	LOW R/L	1980-2015
AFP12427	PITMAN ARM	R/L	1990-1996

AFT1344



AFT1351



AEA6293



AFB1074



AFB1074



AFP12427



AFP12427



Ruitai	Description	Position	Years
AFT1344	TIE ROD END		1990-2015
AFT1351	TIE ROD END		1986-1996
AEA6293	CONTROL ARM		1987-1996
AFB1074	BALL JOINT	LOW R/L	1980-2015
AFP12427	PITMAN ARM	R/L	1990-1996

AFT1324



AFT1324



AFB1087



AFB1087



Ruitai	Description	Position	Years
AFT1324	TIE ROD END	OUT R/L	1968-2015
AFB1087	BALL JOINT	LOW R/L	1974-2015

MITSUBISHI MINICAB 1984

AFT1324



AFT1352



AFT1352



AFT1324



AFB1087



AFB1087



AFI1809



AFP1867



Ruitai	Description	Position	Years
AFT1324	TIE ROD END	OUT R/L	1968-2015
AFT1352	TIE ROD END	IN R/L	1980-2015
AFB1087	BALL JOINT	LOW R/L	1974-2015
AFI1809	IDLER ARM	RHD	1984-1990
AFP1867	PITMAN ARM	RHD	1984-1990

AFT1352



AFT1352



AFI1809



AFP1867



Ruitai	Description	Position	Years
AFT1352	TIE ROD END	IN R/L	1980-2015
AFI1809	IDLER ARM	RHD	1984-1990
AFP1867	PITMAN ARM	RHD	1984-1990

AER5887



AER5887



AFT1339



AFT1352



AFT1352



AFT1339



AFB1082



AFB1082



AFI1809



AFP1867



Ruitai	Description	Position	Years
AER5887	RACK END	R/L	1990-2015
AFT1339	TIE ROD END	OUT R/L	1983-2016
AFT1352	TIE ROD END	IN R/L	1980-2015
AFB1082	BALL JOINT	LOW R/L	1979-2016
AFI1809	IDLER ARM	RHD	1984-1990
AFP1867	PITMAN ARM	RHD	1984-1990

AER5887



AER5887



AFT1339



AFT1339



AFB1082



AFB1082



Ruitai	Description	Position	Years
AER5887	RACK END	R/L	1990-2015
AFT1339	TIE ROD END	OUT R/L	1983-2016
AFB1082	BALL JOINT	LOW R/L	1979-2016

AFT1339



AFT1339



AFB1082



AFB1082



Ruitai	Description	Position	Years
AFT1339	TIE ROD END	OUT R/L	1983-2016
AFB1082	BALL JOINT	LOW R/L	1979-2016

AFT1339



AFT1339



AFB1082



AFB1082



Ruitai	Description	Position	Years
AFT1339	TIE ROD END	OUT R/L	1983-2016
AFB1082	BALL JOINT	LOW R/L	1979-2016

AER5887



AER5887



AFT1339



AFT1339



AEA4813



AEA4814



Ruitai	Description	Position	Years
AER5887	RACK END	R/L	1990-2015
AFT1339	TIE ROD END	OUT R/L	1983-2016
AEA4814	CONTROL ARM	LOW R	1990-2015
AEA4813	CONTROL ARM	LOW L	1990-2015

AER5887



AER5887



AFT1339



AFT1339



AEA4813



AEA4814



Ruitai	Description	Position	Years
AER5887	RACK END	R/L	1990-2015
AFT1339	TIE ROD END	OUT R/L	1983-2016
AEA4814	CONTROL ARM	LOW R	1990-2015
AEA4813	CONTROL ARM	LOW L	1990-2015

AER5889



AER5889



Ruitai	Description	Position	Years
AER5889	RACK END	R/L	1984-1992

AER5889



AER5889



AEB5745



AEB5745



Ruitai	Description	Position	Years
AER5889	RACK END	R/L	1984-1992
AEB5745	BALL JOINT	LOW R/L	1988-1992

mitsubishi minica econo 4wd 1988 - 1992

AER5889



AER5889



AEB5745



AEB5745



Ruitai	Description	Position	Years
AER5889	RACK END	R/L	1984-1992
AEB5745	BALL JOINT	LOW R/L	1988-1992

mitsubishi minica econo 4wd 1988 - 1992

AEB5745



AEB5745



Ruitai	Description	Position	Years
AEB5745	BALL JOINT	LOW R/L	1988-1992

AEB5745



AEB5745



Ruitai	Description	Position	Years
AEB5745	BALL JOINT	LOW R/L	1988-1992

AFR5888



AFR5888



AFT1324



AFT1324



AEB2954

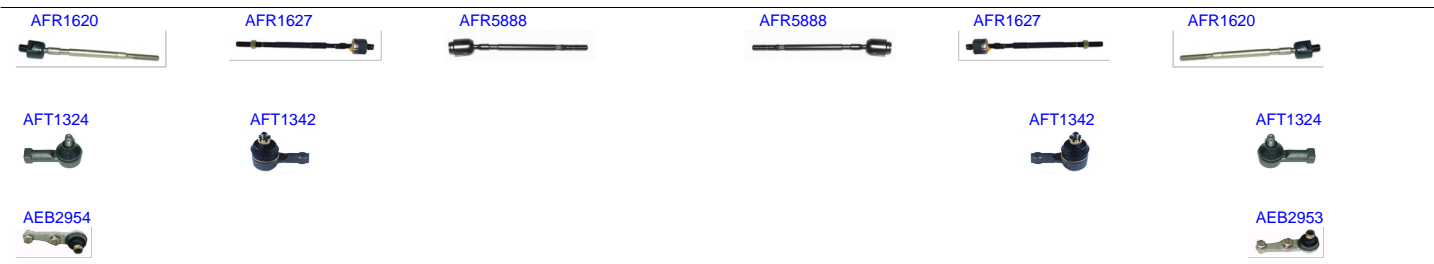


AEB2953



Ruitai	Description	Position	Years
AFR5888	RACK END	R/L	1978-1989
AFT1324	TIE ROD END	OUT R/L	1968-2015
AEB2953	BALL JOINT	LOW R	1978-1989
AEB2954	BALL JOINT	LOW L	1978-1989

mitsubishi mirage 1983



Ruitai	Description	Position	Years
AFR1620	RACK END	R/L	1983-1992
AFR1627	RACK END	R/L	1983-1992
AFR5888	RACK END	R/L	1978-1989
AFT1324	TIE ROD END	OUT R/L	1968-2015
AFT1342	TIE ROD END	OUT R/L	1983-1995
AEB2953	BALL JOINT	LOW R	1978-1989
AEB2954	BALL JOINT	LOW L	1978-1989

mitsubishi mirage 1984

AFR1620



AFR1627



AFR1627



AFR1620



AFT1342



AFT1342



AEB2954



AEB2953



Ruitai	Description	Position	Years
AFR1620	RACK END	R/L	1983-1992
AFR1627	RACK END	R/L	1983-1992
AFT1342	TIE ROD END	OUT R/L	1983-1995
AEB2953	BALL JOINT	LOW R	1978-1989
AEB2954	BALL JOINT	LOW L	1978-1989

mitsubishi mirage 1985

AFR1620



AFR1627



AFR1627



AFR1620



AFT1342



AFT1342



AFB1082



AEB2954



AEB2953



AFB1082



Ruitai	Description	Position	Years
AFR1620	RACK END	R/L	1983-1992
AFR1627	RACK END	R/L	1983-1992
AFT1342	TIE ROD END	OUT R/L	1983-1995
AFB1082	BALL JOINT	LOW R/L	1979-2016
AEB2953	BALL JOINT	LOW R	1978-1989
AEB2954	BALL JOINT	LOW L	1978-1989

mitsubishi mirage 1986

AFR1620



AFR1627



AFR1627



AFR1620



AFT1339



AFT1339



AFB1082




AFB1082



Ruitai	Description	Position	Years
AFR1620	RACK END	R/L	1983-1992
AFR1627	RACK END	R/L	1983-1992
AFT1339	TIE ROD END	OUT R/L	1983-2016
AFB1082	BALL JOINT	LOW R/L	1979-2016

MITSUBISHI MIRAGE 1987



Ruitai	Description	Position	Years
AFR1620	RACK END	R/L	1983-1992
AFR1627	RACK END	R/L	1983-1992
AFR1628	RACK END	R/L	1987-1994
AFT1339	TIE ROD END	OUT R/L	1983-2016
AFA6158	CONTROL ARM	LOW R	1987-1992
AFA6157	CONTROL ARM	LOW L	1987-1993, 1998-2001
AFB1082	BALL JOINT	LOW R/L	1979-2016

MITSUBISHI MIRAGE 1988 - 1989



Ruitai	Description	Position	Years
AFR1620	RACK END	R/L	1983-1992
AFR1627	RACK END	R/L	1983-1992
AFR1628	RACK END	R/L	1987-1994
AFT1339	TIE ROD END	OUT R/L	1983-2016
AFA6158	CONTROL ARM	LOW R	1987-1992
AFA6157	CONTROL ARM	LOW L	1987-1993, 1998-2001
AFB1082	BALL JOINT	LOW R/L	1979-2016
AEL1928	STABILIZER LINK	REAR R/L	1984-2016
AFL5196	STABILIZER LINK	FRONT	1984-2007

MITSUBISHI MIRAGE 1990



Ruitai	Description	Position	Years
AFR1620	RACK END	R/L	1983-1992
AFR1627	RACK END	R/L	1983-1992
AFR1628	RACK END	R/L	1987-1994
AFT1339	TIE ROD END	OUT R/L	1983-2016
AFA6158	CONTROL ARM	LOW R	1987-1992
AFA6157	CONTROL ARM	LOW L	1987-1993, 1998-2001
AFB1082	BALL JOINT	LOW R/L	1979-2016
AEL1928	STABILIZER LINK	REAR R/L	1984-2016
AEL1928	STABILIZER LINK	REAR R/L	1984-2016
AFL5196	STABILIZER LINK	FRONT	1984-2007

MITSUBISHI MIRAGE 1991

AFR1620



AFR1621



AFR1627



AFR1627



AFR1621



AFR1620



AFR1628



AFR1628



AFT1339



AFT1339



AFA2032



AFA5491




AFA6157



AFA6158



AFA5492



AFA2031



AFB1082



AFB1082



AEL1928



AEL1928



AFL4342



AFL4341



AEL1928



AEL1928



AFL5196



Ruitai	Description	Position	Years
AFR1620	RACK END	R/L	1983-1992
AFR1621	RACK END	R/L	1991-2015
AFR1627	RACK END	R/L	1983-1992
AFR1628	RACK END	R/L	1987-1994
AFT1339	TIE ROD END	OUT R/L	1983-2016
AFA2031	CONTROL ARM	UP R	1991-2015
AFA5492	CONTROL ARM	UP R	1988-2003
AFA2032	CONTROL ARM	UP L	1991-2015
AFA5491	CONTROL ARM	UP L	1988-2003
AFA6158	CONTROL ARM	LOW R	1987-1992
AFA6157	CONTROL ARM	LOW L	1987-1993, 1998-2001
AFB1082	BALL JOINT	LOW R/L	1979-2016
AEL1928	STABILIZER LINK	REAR R/L	1984-2016
AEL1928	STABILIZER LINK	REAR R/L	1984-2016
AFL4341	STABILIZER LINK	FRONT R	1991-2016
AFL4342	STABILIZER LINK	FRONT L	1991-2016
AFL5196	STABILIZER LINK	FRONT	1984-2007



Ruitai	Description	Position	Years
AFR1620	RACK END	R/L	1983-1992
AFR1621	RACK END	R/L	1991-2015
AFR1627	RACK END	R/L	1983-1992
AFR1628	RACK END	R/L	1987-1994
AFT1339	TIE ROD END	OUT R/L	1983-2016
AFA2031	CONTROL ARM	UP R	1991-2015
AFA5492	CONTROL ARM	UP R	1988-2003
AFA2032	CONTROL ARM	UP L	1991-2015
AFA5491	CONTROL ARM	UP L	1988-2003
AFB1082	BALL JOINT	LOW R/L	1979-2016
AFL4341	STABILIZER LINK	FRONT R	1991-2016
AFL4342	STABILIZER LINK	FRONT L	1991-2016

AFR1621



AFR1621



AFT1339



AFT1339



AFA2032



AFA5491



AEA4012



AFA5492



AFA2031



AFL4342



AFL4341



Ruitai	Description	Position	Years
AFR1621	RACK END	R/L	1991-2015
AFT1339	TIE ROD END	OUT R/L	1983-2016
AFA2031	CONTROL ARM	UP R	1991-2015
AFA5492	CONTROL ARM	UP R	1988-2003
AFA2032	CONTROL ARM	UP L	1991-2015
AFA5491	CONTROL ARM	UP L	1988-2003
AEA4012	CONTROL ARM	LOW R	1993-2005
AFL4341	STABILIZER LINK	FRONT R	1991-2016
AFL4342	STABILIZER LINK	FRONT L	1991-2016

AFR1621



AFR1621



AFT1339



AFT1339



AFA2032



AFA5491



AFA4318



AEA4012



AFA5492



AFA2031



AFA4319



AEB1194



AFB1082



AFB1082



AEB1194



AFL4342



AFL4341



Ruitai	Description	Position	Years
AFR1621	RACK END	R/L	1991-2015
AFT1339	TIE ROD END	OUT R/L	1983-2016
AFA2031	CONTROL ARM	UP R	1991-2015
AFA5492	CONTROL ARM	UP R	1988-2003
AFA2032	CONTROL ARM	UP L	1991-2015
AFA5491	CONTROL ARM	UP L	1988-2003
AEA4012	CONTROL ARM	LOW R	1993-2005
AFA4318	CONTROL ARM		1995-2015
AFA4319	CONTROL ARM		1995-2015
AEB1194	BALL JOINT	LOW R/L	1992-2017
AFB1082	BALL JOINT	LOW R/L	1979-2016
AFL4341	STABILIZER LINK	FRONT R	1991-2016
AFL4342	STABILIZER LINK	FRONT L	1991-2016

AFR1621



AFR1621



AFT1339



AFT1339



AFA2032



AFA4318



AFA4319



AEA4012



AFA2031



AEB1194



AFB1082



AFB1082



AEB1194



AFL4342



AFL4341



Ruitai	Description	Position	Years
AFR1621	RACK END	R/L	1991-2015
AFT1339	TIE ROD END	OUT R/L	1983-2016
AFA2031	CONTROL ARM	UP R	1991-2015
AFA2032	CONTROL ARM	UP L	1991-2015
AEA4012	CONTROL ARM	LOW R	1993-2005
AFA4318	CONTROL ARM		1995-2015
AFA4319	CONTROL ARM		1995-2015
AEB1194	BALL JOINT	LOW R/L	1992-2017
AFB1082	BALL JOINT	LOW R/L	1979-2016
AFL4341	STABILIZER LINK	FRONT R	1991-2016
AFL4342	STABILIZER LINK	FRONT L	1991-2016

AFR1621



AFR1621



AFT1339



AFT1339



AFA2032



AFA5491



AFA4318



AEA4012



AFA5492



AFA2031



AFA4319



AEB1194



AFB1082



AFB1082



AEB1194



AFL4342



AFL4341



Ruitai	Description	Position	Years
AFR1621	RACK END	R/L	1991-2015
AFT1339	TIE ROD END	OUT R/L	1983-2016
AFA2031	CONTROL ARM	UP R	1991-2015
AFA5492	CONTROL ARM	UP R	1988-2003
AFA2032	CONTROL ARM	UP L	1991-2015
AFA5491	CONTROL ARM	UP L	1988-2003
AEA4012	CONTROL ARM	LOW R	1993-2005
AFA4318	CONTROL ARM		1995-2015
AFA4319	CONTROL ARM		1995-2015
AEB1194	BALL JOINT	LOW R/L	1992-2017
AFB1082	BALL JOINT	LOW R/L	1979-2016
AFL4341	STABILIZER LINK	FRONT R	1991-2016
AFL4342	STABILIZER LINK	FRONT L	1991-2016

AFR1621



AFR1621



AFT1339



AFT1339



AFA2032



AFA5491



AFA4318



AFA4319



AFA5492



AFA2031



AEB1194



AFB1082



AFB1082



AEB1194



AFL4342



AFL4341



Ruitai	Description	Position	Years
AFR1621	RACK END	R/L	1991-2015
AFT1339	TIE ROD END	OUT R/L	1983-2016
AFA2031	CONTROL ARM	UP R	1991-2015
AFA5492	CONTROL ARM	UP R	1988-2003
AFA2032	CONTROL ARM	UP L	1991-2015
AFA5491	CONTROL ARM	UP L	1988-2003
AFA4318	CONTROL ARM		1995-2015
AFA4319	CONTROL ARM		1995-2015
AEB1194	BALL JOINT	LOW R/L	1992-2017
AFB1082	BALL JOINT	LOW R/L	1979-2016
AFL4341	STABILIZER LINK	FRONT R	1991-2016
AFL4342	STABILIZER LINK	FRONT L	1991-2016

AFR1621



AFR1621



AFT1339



AFT1339



Ruitai	Description	Position	Years
AFR1621	RACK END	R/L	1991-2015
AFT1339	TIE ROD END	OUT R/L	1983-2016

AFR1621



AFR1621



AFT1339



AFT1339



Ruitai	Description	Position	Years
AFR1621	RACK END	R/L	1991-2015
AFT1339	TIE ROD END	OUT R/L	1983-2016

AFA2032



AFA5491



AFA5492



AFA2031



Ruitai	Description	Position	Years
AFA2031	CONTROL ARM	UP R	1991-2015
AFA5492	CONTROL ARM	UP R	1988-2003
AFA2032	CONTROL ARM	UP L	1991-2015
AFA5491	CONTROL ARM	UP L	1988-2003

AFA2032



AFA5491



AFA5492



AFA2031



Ruitai	Description	Position	Years
AFA2031	CONTROL ARM	UP R	1991-2015
AFA5492	CONTROL ARM	UP R	1988-2003
AFA2032	CONTROL ARM	UP L	1991-2015
AFA5491	CONTROL ARM	UP L	1988-2003

AFA2032



AFA2031



Ruitai	Description	Position	Years
AFA2031	CONTROL ARM	UP R	1991-2015
AFA2032	CONTROL ARM	UP L	1991-2015

MITSUBISHI MIRAGE V 1996

AFA2032



AFA2031



Ruitai	Description	Position	Years
AFA2031	CONTROL ARM	UP R	1991-2015
AFA2032	CONTROL ARM	UP L	1991-2015

AFR1621



AFR1621



AFT1339



AFT4269



AFT1339



AFA2032



AEA4011



AEA4850



AEA4851



AEA4012



AFA2031



AFA4318



AFA4319



AFB1082



AFB1082



Ruitai	Description	Position	Years
AFR1621	RACK END	R/L	1991-2015
AFT1339	TIE ROD END	OUT R/L	1983-2016
AFT4269	TIE ROD END		1983-2015
AFA2031	CONTROL ARM	UP R	1991-2015
AFA2032	CONTROL ARM	UP L	1991-2015
AEA4012	CONTROL ARM	LOW R	1993-2005
AEA4851	CONTROL ARM	LOW R	1983-2015
AEA4011	CONTROL ARM	LOW L	1995-2005
AEA4850	CONTROL ARM	LOW L	1983-2015
AFA4318	CONTROL ARM		1995-2015
AFA4319	CONTROL ARM		1995-2015
AFB1082	BALL JOINT	LOW R/L	1979-2016

AFR1621



AFR1621



AFT1339



AFT4269



AFT1339



AFA2032



AEA4011



AEA4850



AEA4851



AEA4012



AFA2031



AFA4318



AFA4319



AEB1194



AFB1082



AFB1082



AEB1194



Ruitai	Description	Position	Years
AFR1621	RACK END	R/L	1991-2015
AFT1339	TIE ROD END	OUT R/L	1983-2016
AFT4269	TIE ROD END		1983-2015
AFA2031	CONTROL ARM	UP R	1991-2015
AFA2032	CONTROL ARM	UP L	1991-2015
AEA4012	CONTROL ARM	LOW R	1993-2005
AEA4851	CONTROL ARM	LOW R	1983-2015
AEA4011	CONTROL ARM	LOW L	1995-2005
AEA4850	CONTROL ARM	LOW L	1983-2015
AFA4318	CONTROL ARM		1995-2015
AFA4319	CONTROL ARM		1995-2015
AEB1194	BALL JOINT	LOW R/L	1992-2017
AFB1082	BALL JOINT	LOW R/L	1979-2016

AFR1621



AFR1621



AFT1339



AFT4269



AFT1339



AFA2032



AEA4011



AFA4318



AFA4319



AEA4012



AFA2031



AEB1194



AFB1082



AFB1082



AEB1194



Ruitai	Description	Position	Years
AFR1621	RACK END	R/L	1991-2015
AFT1339	TIE ROD END	OUT R/L	1983-2016
AFT4269	TIE ROD END		1983-2015
AFA2031	CONTROL ARM	UP R	1991-2015
AFA2032	CONTROL ARM	UP L	1991-2015
AEA4012	CONTROL ARM	LOW R	1993-2005
AEA4011	CONTROL ARM	LOW L	1995-2005
AFA4318	CONTROL ARM		1995-2015
AFA4319	CONTROL ARM		1995-2015
AEB1194	BALL JOINT	LOW R/L	1992-2017
AFB1082	BALL JOINT	LOW R/L	1979-2016

AFR1621



AFR1621



AFT1339



AFT4269



AFT1339



AFA2032



AEA4011



AFA4318



AFA4319



AEA4012



AFA2031



AEB1194



AFB1082



AFB1082



AEB1194



Ruitai	Description	Position	Years
AFR1621	RACK END	R/L	1991-2015
AFT1339	TIE ROD END	OUT R/L	1983-2016
AFT4269	TIE ROD END		1983-2015
AFA2031	CONTROL ARM	UP R	1991-2015
AFA2032	CONTROL ARM	UP L	1991-2015
AEA4012	CONTROL ARM	LOW R	1993-2005
AEA4011	CONTROL ARM	LOW L	1995-2005
AFA4318	CONTROL ARM		1995-2015
AFA4319	CONTROL ARM		1995-2015
AEB1194	BALL JOINT	LOW R/L	1992-2017
AFB1082	BALL JOINT	LOW R/L	1979-2016

AFT1340



AFT1340



AFB1080



AFB1083



AFB1083



AFB1080



Ruitai	Description	Position	Years
AFT1340	TIE ROD END	OUT R/L	1980-2015
AFB1080	BALL JOINT	UP R/L	1980-2015
AFB1083	BALL JOINT	LOW R/L	1980-2015

AFT1340



AFT1323



AFT1329



AFT1340



AFB1080



AFB1083



AFB1083



AFB1080



AFI1804



AFI1804



Ruitai	Description	Position	Years
AFT1340	TIE ROD END	OUT R/L	1980-2015
AFT1329	TIE ROD END	IN R	1978-2015
AFT1323	TIE ROD END	IN L	1976-2015
AFB1080	BALL JOINT	UP R/L	1980-2015
AFB1083	BALL JOINT	LOW R/L	1980-2015
AFI1804	IDLER ARM	R/L	1982-1990

MITSUBISHI MONTERO 1987

AFT1340



AFT1323



AFT1329



AFT1340



AFB1080



AFB1083



AFB1083



AFB1080



Ruitai	Description	Position	Years
AFT1340	TIE ROD END	OUT R/L	1980-2015
AFT1329	TIE ROD END	IN R	1978-2015
AFT1323	TIE ROD END	IN L	1976-2015
AFB1080	BALL JOINT	UP R/L	1980-2015
AFB1083	BALL JOINT	LOW R/L	1980-2015

MITSUBISHI MONTERO 1988

AFT1340



AFT1341



AFT1323



AFT1329



AFT1341



AFT1340



AFB1080



AFB1083



AFB1083



AFB1080



AFL6492



AFL6492



Ruitai	Description	Position	Years
AFT1340	TIE ROD END	OUT R/L	1980-2015
AFT1341	TIE ROD END	IN R/L	1982-2015
AFT1329	TIE ROD END	IN R	1978-2015
AFT1323	TIE ROD END	IN L	1976-2015
AFB1080	BALL JOINT	UP R/L	1980-2015
AFB1083	BALL JOINT	LOW R/L	1980-2015
AFL6492	STABILIZER LINK	R/L	1982-2015

MITSUBISHI MONTERO 1989

AFT1340



AFT1341



AFT1323



AFT1329



AFT1341



AFT1340



AFB1080



AFB1083



AFB1083



AFB1080



AFI1804



AFI1804



AFP1866



AFP1866



AFL6492



AFL6492



Ruitai	Description	Position	Years
AFT1340	TIE ROD END	OUT R/L	1980-2015
AFT1341	TIE ROD END	IN R/L	1982-2015
AFT1329	TIE ROD END	IN R	1978-2015
AFT1323	TIE ROD END	IN L	1976-2015
AFB1080	BALL JOINT	UP R/L	1980-2015
AFB1083	BALL JOINT	LOW R/L	1980-2015
AFI1804	IDLER ARM	R/L	1982-1990
AFP1866	PITMAN ARM	R/L	1989-1990
AFL6492	STABILIZER LINK	R/L	1982-2015

MITSUBISHI MONTERO 1990

AFT1344



AFT1340



AFT1341



AFT1341



AFT1340



AFT1351



AFT1323



AFT1329



AFB1080



AFB1083



AFB1083



AFB1080



AFI1804



AFI1804



AFP1865



AFP1866



AFP1866



AFP1865



AFL6492



AFL6492



Ruitai	Description	Position	Years
AFT1344	TIE ROD END		1990-2015
AFT1351	TIE ROD END		1986-1996
AFT1340	TIE ROD END	OUT R/L	1980-2015
AFT1341	TIE ROD END	IN R/L	1982-2015
AFT1329	TIE ROD END	IN R	1978-2015
AFT1323	TIE ROD END	IN L	1976-2015
AFB1080	BALL JOINT	UP R/L	1980-2015
AFB1083	BALL JOINT	LOW R/L	1980-2015
AFI1804	IDLER ARM	R/L	1982-1990
AFP1865	PITMAN ARM	R/L	1982-1991
AFP1866	PITMAN ARM	R/L	1989-1990
AFL6492	STABILIZER LINK	R/L	1982-2015

AFT1344



AFT1332



AFT1340



AFT1340



AFT1332



AFT1351



AFT1333



AFT1341



AFT1323



AFT1329



AFT1341



AFT1333



AFA3541



AFA3542



AFB1075



AFB1080



AFB1083



AFB1083



AFB1080



AFB1075



AFB1077



AFB1076



AFI1807



AFP1865



AFP1865



AFL6492



AFL1933



AFL1933



AFL6492



Ruitai	Description	Position	Years
AFT1344	TIE ROD END		1990-2015
AFT1351	TIE ROD END		1986-1996
AFT1332	TIE ROD END	OUT R/L	1990-2015
AFT1340	TIE ROD END	OUT R/L	1980-2015
AFT1333	TIE ROD END	IN R/L	1990-2015
AFT1341	TIE ROD END	IN R/L	1982-2015
AFT1329	TIE ROD END	IN R	1978-2015
AFT1323	TIE ROD END	IN L	1976-2015
AFA3541	CONTROL ARM		1990-2015
AFA3542	CONTROL ARM		1990-2015
AFB1075	BALL JOINT	UP R/L	1990-2015
AFB1080	BALL JOINT	UP R/L	1980-2015
AFB1083	BALL JOINT	LOW R/L	1980-2015
AFB1076	BALL JOINT	LOW R	1990-2015
AFB1077	BALL JOINT	LOW L	1990-2015
AFI1807	IDLER ARM	RHD	1990-2015
AFP1865	PITMAN ARM	R/L	1982-1991
AFL6492	STABILIZER LINK	R/L	1982-2015
AFL1933	STABILIZER LINK	FRONT R/L	1990-2000

MITSUBISHI MONTERO 1992

AFT1344



AFT1332



AFT1333



AFT1333



AFT1332



AFA3541



AFA3542



AFB1075



AFB1077



AFB1076



AFB1075



AFI1807



AFL6492



AFL1933



AFL1933



AFL6492



Ruitai	Description	Position	Years
AFT1344	TIE ROD END		1990-2015
AFT1332	TIE ROD END	OUT R/L	1990-2015
AFT1333	TIE ROD END	IN R/L	1990-2015
AFA3541	CONTROL ARM		1990-2015
AFA3542	CONTROL ARM		1990-2015
AFB1075	BALL JOINT	UP R/L	1990-2015
AFB1076	BALL JOINT	LOW R	1990-2015
AFB1077	BALL JOINT	LOW L	1990-2015
AFI1807	IDLER ARM	RHD	1990-2015
AFL6492	STABILIZER LINK	R/L	1982-2015
AFL1933	STABILIZER LINK	FRONT R/L	1990-2000

AFT1344



AFT1332



AFT1333



AFT1333



AFT1332



AFT1351



AFA3541



AFA3542



AFB1075



AFB1077



AFB1076



AFB1075



AFI1807



AFL6492



AFL1933



AFL1933



AFL6492



Ruitai	Description	Position	Years
AFT1344	TIE ROD END		1990-2015
AFT1351	TIE ROD END		1986-1996
AFT1332	TIE ROD END	OUT R/L	1990-2015
AFT1333	TIE ROD END	IN R/L	1990-2015
AFA3541	CONTROL ARM		1990-2015
AFA3542	CONTROL ARM		1990-2015
AFB1075	BALL JOINT	UP R/L	1990-2015
AFB1076	BALL JOINT	LOW R	1990-2015
AFB1077	BALL JOINT	LOW L	1990-2015
AFI1807	IDLER ARM	RHD	1990-2015
AFL6492	STABILIZER LINK	R/L	1982-2015
AFL1933	STABILIZER LINK	FRONT R/L	1990-2000

AFT1344



AFT1332



AFT1333



AFT1333



AFT1332



AFT1351



AFA3541



AFA3542



AFB1075



AFB1077



AFB1076



AFB1075



AFI1807



AFP1868



AFL6492



AFL1933



AFL1933



AFL6492



Ruitai	Description	Position	Years
AFT1344	TIE ROD END		1990-2015
AFT1351	TIE ROD END		1986-1996
AFT1332	TIE ROD END	OUT R/L	1990-2015
AFT1333	TIE ROD END	IN R/L	1990-2015
AFA3541	CONTROL ARM		1990-2015
AFA3542	CONTROL ARM		1990-2015
AFB1075	BALL JOINT	UP R/L	1990-2015
AFB1076	BALL JOINT	LOW R	1990-2015
AFB1077	BALL JOINT	LOW L	1990-2015
AFI1807	IDLER ARM	RHD	1990-2015
AFP1868	PITMAN ARM	RHD	1990-2015
AFL6492	STABILIZER LINK	R/L	1982-2015
AFL1933	STABILIZER LINK	FRONT R/L	1990-2000

AFT1332



AFT1333



AFT1333



AFT1332



AFA3541



AFA3542



AFB1075



AFB1077



AFB1076



AFB1075



AFI1807



AFP1868



AFL6492



AFL1933



AFL1933



AFL6492



Ruitai	Description	Position	Years
AFT1332	TIE ROD END	OUT R/L	1990-2015
AFT1333	TIE ROD END	IN R/L	1990-2015
AFA3541	CONTROL ARM		1990-2015
AFA3542	CONTROL ARM		1990-2015
AFB1075	BALL JOINT	UP R/L	1990-2015
AFB1076	BALL JOINT	LOW R	1990-2015
AFB1077	BALL JOINT	LOW L	1990-2015
AFI1807	IDLER ARM	RHD	1990-2015
AFP1868	PITMAN ARM	RHD	1990-2015
AFL6492	STABILIZER LINK	R/L	1982-2015
AFL1933	STABILIZER LINK	FRONT R/L	1990-2000

AFT1332



AFT1333



AFT1333



AFT1332



AFA3541



AFA3542



AFB1075



AFB1077



AFB1076



AFB1075



AFI1807



AFP1868



AFL1933



AFL1933



Ruitai	Description	Position	Years
AFT1332	TIE ROD END	OUT R/L	1990-2015
AFT1333	TIE ROD END	IN R/L	1990-2015
AFA3541	CONTROL ARM		1990-2015
AFA3542	CONTROL ARM		1990-2015
AFB1075	BALL JOINT	UP R/L	1990-2015
AFB1076	BALL JOINT	LOW R	1990-2015
AFB1077	BALL JOINT	LOW L	1990-2015
AFI1807	IDLER ARM	RHD	1990-2015
AFP1868	PITMAN ARM	RHD	1990-2015
AFL1933	STABILIZER LINK	FRONT R/L	1990-2000

AFR4862



AFT4490



AFT6104



AEA7819



AFA5497



AFB4475



AFB7940



AFB4472



AFB4472




AFB7940



AFB4475



AFL6493



AFL5163



AFL5162



AFL6494



Ruitai	Description	Position	Years
AFR4862	RACK END		1999-2015
AFT6104	TIE ROD END	OUT R	1999-2016
AFT4490	TIE ROD END	OUT L	1999-2016
AEA7819	CONTROL ARM		2000-2006
AFA5497	CONTROL ARM	UP L	2000-2015
AFB4475	BALL JOINT	UP R/L	1999-2016
AFB7940	BALL JOINT	UP R/L	1999-2015
AFB4472	BALL JOINT	LOW R/L	1999-2016
AFL6494	STABILIZER LINK	REAR R	1999-2016
AFL6493	STABILIZER LINK	REAR L	1999-2016
AFL5162	STABILIZER LINK	FRONT R	1999-2015
AFL5163	STABILIZER LINK	FRONT L	1999-2015

AEA7819



AFA5497



Ruitai	Description	Position	Years
AEA7819	CONTROL ARM		2000-2006
AFA5497	CONTROL ARM	UP L	2000-2015


AEA7819



AFA5497



AFL6493



AFL6494



Ruitai	Description	Position	Years
AEA7819	CONTROL ARM		2000-2006
AFA5497	CONTROL ARM	UP L	2000-2015
AFL6494	STABILIZER LINK	REAR R	1999-2016
AFL6493	STABILIZER LINK	REAR L	1999-2016

AFL6493



AFL6494



Ruitai	Description	Position	Years
AFL6494	STABILIZER LINK	REAR R	1999-2016
AFL6493	STABILIZER LINK	REAR L	1999-2016

AFL6493



AFL6494



Ruitai	Description	Position	Years
AFL6494	STABILIZER LINK	REAR R	1999-2016
AFL6493	STABILIZER LINK	REAR L	1999-2016

AFT1340



AFT1341



AFT1341



AFT1340



AFB1080



AFB1083



AFB1083



AFB1080



Ruitai	Description	Position	Years
AFT1340	TIE ROD END	OUT R/L	1980-2015
AFT1341	TIE ROD END	IN R/L	1982-2015
AFB1080	BALL JOINT	UP R/L	1980-2015
AFB1083	BALL JOINT	LOW R/L	1980-2015

AFT1332



AFT1340



AFT1333



AFT1333



AFT1340



AFT1332



AFT1341



AFT1341



AFA3541



AFA3542



AFB1075



AFB1080



AFB1083



AFB1083



AFB1080



AFB1075



AFB1077



AFB1076



AFI1807



AFL6492



AFL1933



AFL1933



AFL6492



Ruitai	Description	Position	Years
AFT1332	TIE ROD END	OUT R/L	1990-2015
AFT1340	TIE ROD END	OUT R/L	1980-2015
AFT1333	TIE ROD END	IN R/L	1990-2015
AFT1341	TIE ROD END	IN R/L	1982-2015
AFA3541	CONTROL ARM		1990-2015
AFA3542	CONTROL ARM		1990-2015
AFB1075	BALL JOINT	UP R/L	1990-2015
AFB1080	BALL JOINT	UP R/L	1980-2015
AFB1083	BALL JOINT	LOW R/L	1980-2015
AFB1076	BALL JOINT	LOW R	1990-2015
AFB1077	BALL JOINT	LOW L	1990-2015
AFI1807	IDLER ARM	RHD	1990-2015
AFL6492	STABILIZER LINK	R/L	1982-2015
AFL1933	STABILIZER LINK	FRONT R/L	1990-2000

AFT1332



AFT1333



AFT1333



AFT1332



AFA3541



AFA3542



AFB1075



AFB1077



AFB1076



AFB1075



AFI1807



AFL6492



AFL1933



AFL1933



AFL6492



Ruitai	Description	Position	Years
AFT1332	TIE ROD END	OUT R/L	1990-2015
AFT1333	TIE ROD END	IN R/L	1990-2015
AFA3541	CONTROL ARM		1990-2015
AFA3542	CONTROL ARM		1990-2015
AFB1075	BALL JOINT	UP R/L	1990-2015
AFB1076	BALL JOINT	LOW R	1990-2015
AFB1077	BALL JOINT	LOW L	1990-2015
AFI1807	IDLER ARM	RHD	1990-2015
AFL6492	STABILIZER LINK	R/L	1982-2015
AFL1933	STABILIZER LINK	FRONT R/L	1990-2000

AFT1332



AFT1333



AFT1333



AFT1332



AFB1075



AFB1077



AFB1076



AFB1075



AFI1807



AFL6492



AFL1933



AFL1933



AFL6492



Ruitai	Description	Position	Years
AFT1332	TIE ROD END	OUT R/L	1990-2015
AFT1333	TIE ROD END	IN R/L	1990-2015
AFB1075	BALL JOINT	UP R/L	1990-2015
AFB1076	BALL JOINT	LOW R	1990-2015
AFB1077	BALL JOINT	LOW L	1990-2015
AFI1807	IDLER ARM	RHD	1990-2015
AFL6492	STABILIZER LINK	R/L	1982-2015
AFL1933	STABILIZER LINK	FRONT R/L	1990-2000

AFT1332



AFT1333



AFT1333



AFT1332



AFB1075



AFB1077



AFB1076



AFB1075



AFI1807



AFL1933



AFL1933



Ruitai	Description	Position	Years
AFT1332	TIE ROD END	OUT R/L	1990-2015
AFT1333	TIE ROD END	IN R/L	1990-2015
AFB1075	BALL JOINT	UP R/L	1990-2015
AFB1076	BALL JOINT	LOW R	1990-2015
AFB1077	BALL JOINT	LOW L	1990-2015
AFI1807	IDLER ARM	RHD	1990-2015
AFL1933	STABILIZER LINK	FRONT R/L	1990-2000

AFL6493



AFL6494



Ruitai	Description	Position	Years
AFL6494	STABILIZER LINK	REAR R	1999-2016
AFL6493	STABILIZER LINK	REAR L	1999-2016

MITSUBISHI MONTERO CLASSIC 2010 - 2015

auto parts
ruitai

AFL6493



AFL6494



Ruitai	Description	Position	Years
AFL6494	STABILIZER LINK	REAR R	1999-2016
AFL6493	STABILIZER LINK	REAR L	1999-2016

AFR4862



AFT1332



AFT1333



AFT1333



AFT6104



AFT1332



AFB1075



AFB1077



AFB1076



AFB1075



AFL6492



AFL6493



AFL6494



AFL6492



Ruitai	Description	Position	Years
AFR4862	RACK END		1999-2015
AFT1332	TIE ROD END	OUT R/L	1990-2015
AFT6104	TIE ROD END	OUT R	1999-2016
AFT1333	TIE ROD END	IN R/L	1990-2015
AFB1075	BALL JOINT	UP R/L	1990-2015
AFB1076	BALL JOINT	LOW R	1990-2015
AFB1077	BALL JOINT	LOW L	1990-2015
AFL6492	STABILIZER LINK	R/L	1982-2015
AFL6494	STABILIZER LINK	REAR R	1999-2016
AFL6493	STABILIZER LINK	REAR L	1999-2016

AFR4862



AFT1332



AFT1333



AFT1333



AFT6104



AFT1332



AFB1075



AFB1077



AFB1076



AFB1075



AFL6492



AFL6493



AFL6494



AFL6492



Ruitai	Description	Position	Years
AFR4862	RACK END		1999-2015
AFT1332	TIE ROD END	OUT R/L	1990-2015
AFT6104	TIE ROD END	OUT R	1999-2016
AFT1333	TIE ROD END	IN R/L	1990-2015
AFB1075	BALL JOINT	UP R/L	1990-2015
AFB1076	BALL JOINT	LOW R	1990-2015
AFB1077	BALL JOINT	LOW L	1990-2015
AFL6492	STABILIZER LINK	R/L	1982-2015
AFL6494	STABILIZER LINK	REAR R	1999-2016
AFL6493	STABILIZER LINK	REAR L	1999-2016

AFL6492



AFL6492



Ruitai	Description	Position	Years
AFL6492	STABILIZER LINK	R/L	1982-2015

AFL6492



AFL6492



Ruitai	Description	Position	Years
AFL6492	STABILIZER LINK	R/L	1982-2015

AFL6492



AFL6492



Ruitai	Description	Position	Years
AFL6492	STABILIZER LINK	R/L	1982-2015

AFR4862



AFT4490



AFT6104



AFB4475



AFB4472



AFB4472



AFB4475



AFP1868



AFL6493



AFL6494



Ruitai	Description	Position	Years
AFR4862	RACK END		1999-2015
AFT6104	TIE ROD END	OUT R	1999-2016
AFT4490	TIE ROD END	OUT L	1999-2016
AFB4475	BALL JOINT	UP R/L	1999-2016
AFB4472	BALL JOINT	LOW R/L	1999-2016
AFP1868	PITMAN ARM	RHD	1990-2015
AFL6494	STABILIZER LINK	REAR R	1999-2016
AFL6493	STABILIZER LINK	REAR L	1999-2016

AFT4490



AFB4475



AFB4472



AFB4472



AFB4475



AFP1868



Ruitai	Description	Position	Years
AFT4490	TIE ROD END	OUT L	1999-2016
AFB4475	BALL JOINT	UP R/L	1999-2016
AFB4472	BALL JOINT	LOW R/L	1999-2016
AFP1868	PITMAN ARM	RHD	1990-2015

AFT4490



AFB4475



AFB4472



AFB4472



AFB4475



AFP1868



Ruitai	Description	Position	Years
AFT4490	TIE ROD END	OUT L	1999-2016
AFB4475	BALL JOINT	UP R/L	1999-2016
AFB4472	BALL JOINT	LOW R/L	1999-2016
AFP1868	PITMAN ARM	RHD	1990-2015

AFT1326



AFT2821



AFT1326



AFL6492



AEL1928



AFL5196



AEL1928



AFL6492



Ruitai	Description	Position	Years
AFT1326	TIE ROD END	OUT R/L	1982-2015
AFT2821	TIE ROD END		1984-2015
AFL6492	STABILIZER LINK	R/L	1982-2015
AEL1928	STABILIZER LINK	REAR R/L	1984-2016
AFL5196	STABILIZER LINK	FRONT	1984-2007

AFT1326



AFT2821



AFT1326



AEL1928



AEL1928



Ruitai	Description	Position	Years
AFT1326	TIE ROD END	OUT R/L	1982-2015
AFT2821	TIE ROD END		1984-2015
AEL1928	STABILIZER LINK	REAR R/L	1984-2016

AFT1326



AFT2821



AFT1326



AEL1928



AEL1928



Ruitai	Description	Position	Years
AFT1326	TIE ROD END	OUT R/L	1982-2015
AFT2821	TIE ROD END		1984-2015
AEL1928	STABILIZER LINK	REAR R/L	1984-2016

AFA5497



AFL6493



AFA5498



AFL6494



Ruitai	Description	Position	Years
AFA5498	CONTROL ARM	UP R	2000-2015
AFA5497	CONTROL ARM	UP L	2000-2015
AFL6494	STABILIZER LINK	REAR R	1999-2016
AFL6493	STABILIZER LINK	REAR L	1999-2016

AFA5497



AFL6493



AFA5498



AFL6494



Ruitai	Description	Position	Years
AFA5498	CONTROL ARM	UP R	2000-2015
AFA5497	CONTROL ARM	UP L	2000-2015
AFL6494	STABILIZER LINK	REAR R	1999-2016
AFL6493	STABILIZER LINK	REAR L	1999-2016

AFL6493



AFL6494



Ruitai	Description	Position	Years
AFL6494	STABILIZER LINK	REAR R	1999-2016
AFL6493	STABILIZER LINK	REAR L	1999-2016

YUBISHI MONTERO OPEN OFF-ROAD VEHICLE 2007 -



AFL6493



AFL6494



Ruitai	Description	Position	Years
AFL6494	STABILIZER LINK	REAR R	1999-2016
AFL6493	STABILIZER LINK	REAR L	1999-2016

YUBISHI MONTERO OPEN OFF-ROAD VEHICLE 1982 -

AFT1340



AFT1341



AFT1341



AFT1340



AFB1080



AFB1083



AFB1083



AFB1080



AFP1861



AFP1865



AFP1865



AFP1861



AFL6492



AFL6492



Ruitai	Description	Position	Years
AFT1340	TIE ROD END	OUT R/L	1980-2015
AFT1341	TIE ROD END	IN R/L	1982-2015
AFB1080	BALL JOINT	UP R/L	1980-2015
AFB1083	BALL JOINT	LOW R/L	1980-2015
AFP1861	PITMAN ARM	R/L	1982-1986
AFP1865	PITMAN ARM	R/L	1982-1991
AFL6492	STABILIZER LINK	R/L	1982-2015

YUBISHI MONTERO OPEN OFF-ROAD VEHICLE 1987 -



AFT1340



AFT1341



AFT1341



AFT1340



AFB1080



AFB1083



AFB1083



AFB1080



AFP1865



AFP1865



AFL6492



AFL6492



Ruitai	Description	Position	Years
AFT1340	TIE ROD END	OUT R/L	1980-2015
AFT1341	TIE ROD END	IN R/L	1982-2015
AFB1080	BALL JOINT	UP R/L	1980-2015
AFB1083	BALL JOINT	LOW R/L	1980-2015
AFP1865	PITMAN ARM	R/L	1982-1991
AFL6492	STABILIZER LINK	R/L	1982-2015

TSUBISHI MONTERO OPEN OFF-ROAD VEHICLE 19

AFT1332



AFT1340



AFT1333



AFT1333



AFT1340



AFT1332



AFT1341



AFT1341



AFA3541



AFA3542



AFB1075



AFB1080



AFB1083



AFB1083



AFB1080



AFB1075



AFB1077



AFB1076



AFI1807



AFP1865



AFP1868



AFP1865



AFL6492



AFL1933



AFL1933



AFL6492



Ruitai	Description	Position	Years
AFT1332	TIE ROD END	OUT R/L	1990-2015
AFT1340	TIE ROD END	OUT R/L	1980-2015
AFT1333	TIE ROD END	IN R/L	1990-2015
AFT1341	TIE ROD END	IN R/L	1982-2015
AFA3541	CONTROL ARM		1990-2015
AFA3542	CONTROL ARM		1990-2015
AFB1075	BALL JOINT	UP R/L	1990-2015
AFB1080	BALL JOINT	UP R/L	1980-2015
AFB1083	BALL JOINT	LOW R/L	1980-2015
AFB1076	BALL JOINT	LOW R	1990-2015
AFB1077	BALL JOINT	LOW L	1990-2015
AFI1807	IDLER ARM	RHD	1990-2015
AFP1865	PITMAN ARM	R/L	1982-1991
AFP1868	PITMAN ARM	RHD	1990-2015
AFL6492	STABILIZER LINK	R/L	1982-2015
AFL1933	STABILIZER LINK	FRONT R/L	1990-2000

MAZDA MONTERO OPEN OFF-ROAD VEHICLE 1991 -

AFT1332



AFT1333



AFT1333



AFT1332



AFA3541



AFA3542



AFB1075



AFB1077



AFB1076



AFB1075



AFI1807



AFP1868



AFL6492



AFL1933



AFL1933



AFL6492



Ruitai	Description	Position	Years
AFT1332	TIE ROD END	OUT R/L	1990-2015
AFT1333	TIE ROD END	IN R/L	1990-2015
AFA3541	CONTROL ARM		1990-2015
AFA3542	CONTROL ARM		1990-2015
AFB1075	BALL JOINT	UP R/L	1990-2015
AFB1076	BALL JOINT	LOW R	1990-2015
AFB1077	BALL JOINT	LOW L	1990-2015
AFI1807	IDLER ARM	RHD	1990-2015
AFP1868	PITMAN ARM	RHD	1990-2015
AFL6492	STABILIZER LINK	R/L	1982-2015
AFL1933	STABILIZER LINK	FRONT R/L	1990-2000

YUBISHI MONTERO OPEN OFF-ROAD VEHICLE 1998 -

AFT1332



AFT1333



AFT2821



AFT1333



AFT1332



AFA3541



AFA3542



AFB1075



AFB1077



AFB1076



AFB1075



AFI1807



AFP1868



AFL6492



AEL1928



AFL1933



AFL1933



AEL1928



AFL6492




AFL5196



Ruitai	Description	Position	Years
AFT1332	TIE ROD END	OUT R/L	1990-2015
AFT1333	TIE ROD END	IN R/L	1990-2015
AFT2821	TIE ROD END		1984-2015
AFA3541	CONTROL ARM		1990-2015
AFA3542	CONTROL ARM		1990-2015
AFB1075	BALL JOINT	UP R/L	1990-2015
AFB1076	BALL JOINT	LOW R	1990-2015
AFB1077	BALL JOINT	LOW L	1990-2015
AFI1807	IDLER ARM	RHD	1990-2015
AFP1868	PITMAN ARM	RHD	1990-2015
AFL6492	STABILIZER LINK	R/L	1982-2015
AEL1928	STABILIZER LINK	REAR R/L	1984-2016
AFL1933	STABILIZER LINK	FRONT R/L	1990-2000
AFL5196	STABILIZER LINK	FRONT	1984-2007

TSUBISHI MONTERO OPEN OFF-ROAD VEHICLE 20



Ruitai	Description	Position	Years
AFR4862	RACK END		1999-2015
AFT1332	TIE ROD END	OUT R/L	1990-2015
AFT6104	TIE ROD END	OUT R	1999-2016
AFT1333	TIE ROD END	IN R/L	1990-2015
AFT2821	TIE ROD END		1984-2015
AFA5498	CONTROL ARM	UP R	2000-2015
AFA5497	CONTROL ARM	UP L	2000-2015
AFA3541	CONTROL ARM		1990-2015
AFA3542	CONTROL ARM		1990-2015
AFB1075	BALL JOINT	UP R/L	1990-2015
AFB1076	BALL JOINT	LOW R	1990-2015
AFB1077	BALL JOINT	LOW L	1990-2015
AFI1807	IDLER ARM	RHD	1990-2015
AFP1868	PITMAN ARM	RHD	1990-2015
AFL6492	STABILIZER LINK	R/L	1982-2015
AEL1928	STABILIZER LINK	REAR R/L	1984-2016
AFL6494	STABILIZER LINK	REAR R	1999-2016
AFL6493	STABILIZER LINK	REAR L	1999-2016
AFL1933	STABILIZER LINK	FRONT R/L	1990-2000
AFL5162	STABILIZER LINK	FRONT R	1999-2015
AFL5163	STABILIZER LINK	FRONT L	1999-2015
AFL5196	STABILIZER LINK	FRONT	1984-2007

MAZDA RUITAI PARTS RUITAI

MAZDA MONTERO OPEN OFF-ROAD VEHICLE 2001 -

AFR4862



AFT6104



AFA5497



AFA5498



AFL6492



AFL6493



AFL5163



AFL5162



AFL6494



AFL6492



Ruitai	Description	Position	Years
AFR4862	RACK END		1999-2015
AFT6104	TIE ROD END	OUT R	1999-2016
AFA5498	CONTROL ARM	UP R	2000-2015
AFA5497	CONTROL ARM	UP L	2000-2015
AFL6492	STABILIZER LINK	R/L	1982-2015
AFL6494	STABILIZER LINK	REAR R	1999-2016
AFL6493	STABILIZER LINK	REAR L	1999-2016
AFL5162	STABILIZER LINK	FRONT R	1999-2015
AFL5163	STABILIZER LINK	FRONT L	1999-2015

ISHI MONTERO OPEN OFF-ROAD VEHICLE 4WD 200



AFR4862



AFT6104



AFA5497



AFA5498



AFL6492



AFL6493



AFL5163



AFL5162



AFL6494



AFL6492



Ruitai	Description	Position	Years
AFR4862	RACK END		1999-2015
AFT6104	TIE ROD END	OUT R	1999-2016
AFA5498	CONTROL ARM	UP R	2000-2015
AFA5497	CONTROL ARM	UP L	2000-2015
AFL6492	STABILIZER LINK	R/L	1982-2015
AFL6494	STABILIZER LINK	REAR R	1999-2016
AFL6493	STABILIZER LINK	REAR L	1999-2016
AFL5162	STABILIZER LINK	FRONT R	1999-2015
AFL5163	STABILIZER LINK	FRONT L	1999-2015

ISHI MONTERO OPEN OFF-ROAD VEHICLE 4WD 199



AFL6492



AFL6492



Ruitai	Description	Position	Years
AFL6492	STABILIZER LINK	R/L	1982-2015

AFL6492



AFL6492



Ruitai	Description	Position	Years
AFL6492	STABILIZER LINK	R/L	1982-2015

AEA7803



AFP5161



AFA3541



AFP5161



Ruitai	Description	Position	Years
AEA7803	CONTROL ARM		1997-2015
AFA3541	CONTROL ARM		1990-2015
AFP5161	PITMAN ARM	R/L	1996-2007

AEA7803



AFA3541



AFI5699



AFP5161



AFP5161



AFL6492



AFL5202



AFL6492



Ruitai	Description	Position	Years
AEA7803	CONTROL ARM		1997-2015
AFA3541	CONTROL ARM		1990-2015
AFI5699	IDLER ARM	LHD	1996-2015
AFP5161	PITMAN ARM	R/L	1996-2007
AFL6492	STABILIZER LINK	R/L	1982-2015
AFL5202	STABILIZER LINK	REAR	1998-2015

MITSUBISHI MONTERO SPORT 2000 - 2002

AEA7803



AFA3541



AFI5699



AFL6492



AFL5202



AFL6492



Ruitai	Description	Position	Years
AEA7803	CONTROL ARM		1997-2015
AFA3541	CONTROL ARM		1990-2015
AFI5699	IDLER ARM	LHD	1996-2015
AFL6492	STABILIZER LINK	R/L	1982-2015
AFL5202	STABILIZER LINK	REAR	1998-2015

MITSUBISHI MONTERO SPORT 2003 - 2004

AEA7803



AFI5699



AFL6492



AFL5202



AFL6492



Ruitai	Description	Position	Years
AEA7803	CONTROL ARM		1997-2015
AFI5699	IDLER ARM	LHD	1996-2015
AFL6492	STABILIZER LINK	R/L	1982-2015
AFL5202	STABILIZER LINK	REAR	1998-2015

AFI5699



AFL6492



AFL5202



AFL6492



Ruitai	Description	Position	Years
AFI5699	IDLER ARM	LHD	1996-2015
AFL6492	STABILIZER LINK	R/L	1982-2015
AFL5202	STABILIZER LINK	REAR	1998-2015

AFI5699



AFL6492



AFL5202



AFL6492



Ruitai	Description	Position	Years
AFI5699	IDLER ARM	LHD	1996-2015
AFL6492	STABILIZER LINK	R/L	1982-2015
AFL5202	STABILIZER LINK	REAR	1998-2015

mitsubishi NIMBUS 1984 - 1986

AER5885



AER5890



AER5890



AER5885



AFT1326



AFT2821



AFT1326



AFB1082



AFB1082



Ruitai	Description	Position	Years
AER5885	RACK END	R/L	1982-2015
AER5890	RACK END	R/L	1984-1992
AFT1326	TIE ROD END	OUT R/L	1982-2015
AFT2821	TIE ROD END		1984-2015
AFB1082	BALL JOINT	LOW R/L	1979-2016

MITSUBISHI NIMBUS 1987 - 1988

AER5885



AER5890



AFR1619



AFR1619



AER5890



AER5885



AFR1625



AFR1625



AFT1326



AFT2821



AFT1326



AFB1082



AFB1082



Ruitai	Description	Position	Years
AER5885	RACK END	R/L	1982-2015
AER5890	RACK END	R/L	1984-1992
AFR1619	RACK END	R/L	1982-2015
AFR1625	RACK END	R/L	1982-2015
AFT1326	TIE ROD END	OUT R/L	1982-2015
AFT2821	TIE ROD END	OUT R/L	1982-2015
AFB1082	BALL JOINT	LOW R/L	1979-2016

mitsubishi NIMBUS 1989 - 1990

AER5885



AER5890



AER5890



AER5885



AFT1326



AFT2821



AFT1326



AFB1082



AFB1082




Ruitai	Description	Position	Years
AER5885	RACK END	R/L	1982-2015
AER5890	RACK END	R/L	1984-1992
AFT1326	TIE ROD END	OUT R/L	1982-2015
AFT2821	TIE ROD END		1984-2015
AFB1082	BALL JOINT	LOW R/L	1979-2016

MITSUBISHI NIMBUS 1991



Ruitai	Description	Position	Years
AER5683	RACK END	R/L	1991-2015
AER5885	RACK END	R/L	1982-2015
AER5890	RACK END	R/L	1984-1992
AFT1326	TIE ROD END	OUT R/L	1982-2015
AFT2821	TIE ROD END		1984-2015
AFB1082	BALL JOINT	LOW R/L	1979-2016
AFL1925	STABILIZER LINK		1991-2015

mitsubishi NIMBUS 1992



Ruitai	Description	Position	Years
AER5683	RACK END	R/L	1991-2015
AER5890	RACK END	R/L	1984-1992
AFT1326	TIE ROD END	OUT R/L	1982-2015
AFT2821	TIE ROD END		1984-2015
AFB1082	BALL JOINT	LOW R/L	1979-2016
AFL1925	STABILIZER LINK		1991-2015

AER5683



AER5683



AFT1326



AFT2821



AFT1326



AFB1082



AFB1082



AFL1925



Ruitai	Description	Position	Years
AER5683	RACK END	R/L	1991-2015
AFT1326	TIE ROD END	OUT R/L	1982-2015
AFT2821	TIE ROD END		1984-2015
AFB1082	BALL JOINT	LOW R/L	1979-2016
AFL1925	STABILIZER LINK		1991-2015

AER5683



AER5683



AFT1326



AFT2821



AFT1326



AEB4276



AFB1082



AFB1082



AEB4276



AFL5197



AFL1925



AFL5198



Ruitai	Description	Position	Years
AER5683	RACK END	R/L	1991-2015
AFT1326	TIE ROD END	OUT R/L	1982-2015
AFT2821	TIE ROD END		1984-2015
AEB4276	BALL JOINT	LOW R/L	1988-1993, 1995-2015
AFB1082	BALL JOINT	LOW R/L	1979-2016
AFL5198	STABILIZER LINK	FRONT R	1997-2004
AFL5197	STABILIZER LINK	FRONT L	1997-2004
AFL1925	STABILIZER LINK		1991-2015

AFT1326



AFT2821



AFT1326



AEB4276



AEB4276



AFL5197



AFL1925



AFL5198



Ruitai	Description	Position	Years
AFT1326	TIE ROD END	OUT R/L	1982-2015
AFT2821	TIE ROD END		1984-2015
AEB4276	BALL JOINT	LOW R/L	1988-1993, 1995-2015
AFL5198	STABILIZER LINK	FRONT R	1997-2004
AFL5197	STABILIZER LINK	FRONT L	1997-2004
AFL1925	STABILIZER LINK		1991-2015

AFT1326



AFT2821



AFT1326



AEB4276



AEB4276



AFL5197



AFL1924



AFL1925



AFL5198



Ruitai	Description	Position	Years
AFT1326	TIE ROD END	OUT R/L	1982-2015
AFT2821	TIE ROD END		1984-2015
AEB4276	BALL JOINT	LOW R/L	1988-1993, 1995-2015
AFL5198	STABILIZER LINK	FRONT R	1997-2004
AFL5197	STABILIZER LINK	FRONT L	1997-2004
AFL1924	STABILIZER LINK		1991-2016
AFL1925	STABILIZER LINK		1991-2015

AFT1326



AFT2821



AFT1326



AEB4276



AEB4276



AFL1924



AFL1925



Ruitai	Description	Position	Years
AFT1326	TIE ROD END	OUT R/L	1982-2015
AFT2821	TIE ROD END		1984-2015
AEB4276	BALL JOINT	LOW R/L	1988-1993, 1995-2015
AFL1924	STABILIZER LINK		1991-2016
AFL1925	STABILIZER LINK		1991-2015

AFL1924



Ruitai	Description	Position	Years
AFL1924	STABILIZER LINK		1991-2016

AFL1924



Ruitai	Description	Position	Years
AFL1924	STABILIZER LINK		1991-2016

AER5885



AFR1619



AFR1625



AFR1625



AFR1619



AER5885



AFT1326



AFT2821



AFT1326



AFB1082



AFB1082



Ruitai	Description	Position	Years
AER5885	RACK END	R/L	1982-2015
AFR1619	RACK END	R/L	1982-2015
AFR1625	RACK END	R/L	1982-2015
AFT1326	TIE ROD END	OUT R/L	1982-2015
AFT2821	TIE ROD END		1984-2015
AFB1082	BALL JOINT	LOW R/L	1979-2016

AER5885



AER5890



AFR1619



AFR1619



AER5890



AER5885



AFR1625



AFR1625



AFT1326



AFT2821



AFT1326



AFB1082



AFB1082



Ruitai	Description	Position	Years
AER5885	RACK END	R/L	1982-2015
AER5890	RACK END	R/L	1984-1992
AFR1619	RACK END	R/L	1982-2015
AFR1625	RACK END	R/L	1982-2015
AFT1326	TIE ROD END	OUT R/L	1982-2015
AFT2821	TIE ROD END	OUT R/L	1982-2015
AFB1082	BALL JOINT	LOW R/L	1979-2016

AER5885



AFR1619



AFR1625



AFR1625



AFR1619



AER5885



AFT1326



AFT2821



AFT1326



AFB1082



AFB1082



Ruitai	Description	Position	Years
AER5885	RACK END	R/L	1982-2015
AFR1619	RACK END	R/L	1982-2015
AFR1625	RACK END	R/L	1982-2015
AFT1326	TIE ROD END	OUT R/L	1982-2015
AFT2821	TIE ROD END		1984-2015
AFB1082	BALL JOINT	LOW R/L	1979-2016

MITSUBISHI NIMBUS 4WD 1991

AER5683



AER5885



AFR1619



AFR1619



AER5885



AER5683



AFR1625



AFR1625



AFT1326



AFT2821



AFT1326



AFB1082



AFB1082



AFL1924



AFL1925



Ruitai	Description	Position	Years
AER5683	RACK END	R/L	1991-2015
AER5885	RACK END	R/L	1982-2015
AFR1619	RACK END	R/L	1982-2015
AFR1625	RACK END	R/L	1982-2015
AFT1326	TIE ROD END	OUT R/L	1982-2015
AFT2821	TIE ROD END		1984-2015
AFB1082	BALL JOINT	LOW R/L	1979-2016
AFL1924	STABILIZER LINK		1991-2016
AFL1925	STABILIZER LINK		1991-2015

AER5683



AER5683



AFT1326



AFT2821



AFT1326



AFB1082



AFB1082



AFL1924



AFL1925



Ruitai	Description	Position	Years
AER5683	RACK END	R/L	1991-2015
AFT1326	TIE ROD END	OUT R/L	1982-2015
AFT2821	TIE ROD END		1984-2015
AFB1082	BALL JOINT	LOW R/L	1979-2016
AFL1924	STABILIZER LINK		1991-2016
AFL1925	STABILIZER LINK		1991-2015

MITSUBISHI NIMBUS 4WD 1998

AER5683



AER5683



AFT1326



AFT2821



AFT1326



AFB1082



AFB1082



AFL5197



AFL1924



AFL1925



AFL5198



Ruitai	Description	Position	Years
AER5683	RACK END	R/L	1991-2015
AFT1326	TIE ROD END	OUT R/L	1982-2015
AFT2821	TIE ROD END		1984-2015
AFB1082	BALL JOINT	LOW R/L	1979-2016
AFL5198	STABILIZER LINK	FRONT R	1997-2004
AFL5197	STABILIZER LINK	FRONT L	1997-2004
AFL1924	STABILIZER LINK		1991-2016
AFL1925	STABILIZER LINK		1991-2015

AFT1326



AFT2821



AFT1326



AFL5197



AFL1925



AFL5198



Ruitai	Description	Position	Years
AFT1326	TIE ROD END	OUT R/L	1982-2015
AFT2821	TIE ROD END		1984-2015
AFL5198	STABILIZER LINK	FRONT R	1997-2004
AFL5197	STABILIZER LINK	FRONT L	1997-2004
AFL1925	STABILIZER LINK		1991-2015

AFT1326



AFT2821



AFT1326



AFL1925



Ruitai	Description	Position	Years
AFT1326	TIE ROD END	OUT R/L	1982-2015
AFT2821	TIE ROD END		1984-2015
AFL1925	STABILIZER LINK		1991-2015

AFT1326



AFT2821



AFT1326



AFL1925



Ruitai	Description	Position	Years
AFT1326	TIE ROD END	OUT R/L	1982-2015
AFT2821	TIE ROD END		1984-2015
AFL1925	STABILIZER LINK		1991-2015

AEA8339



AEA8339



AFL1927



AFL1927



Ruitai	Description	Position	Years
AEA8339	CONTROL ARM	LOW R/L	2001-2006
AFL1927	STABILIZER LINK	FRONT R/L	1985-2015

AEA8339



AEA8339



AFL1927



AFL4342



AFL1927



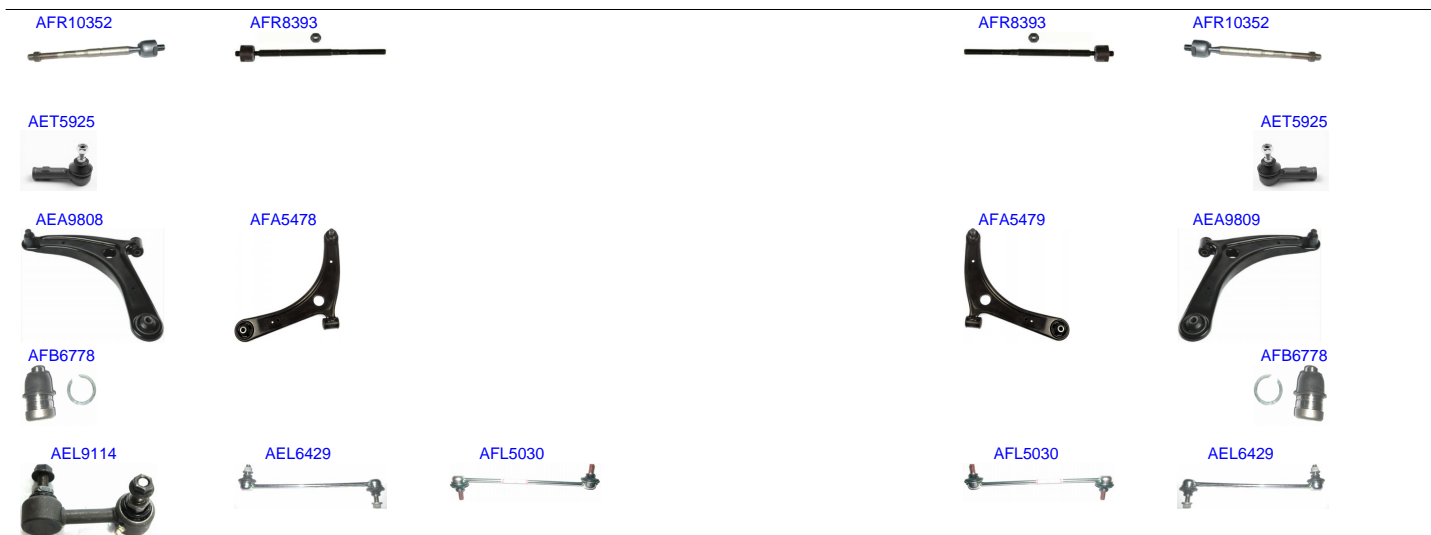
Ruitai	Description	Position	Years
AEA8339	CONTROL ARM	LOW R/L	2001-2006
AFL1927	STABILIZER LINK	FRONT R/L	1985-2015
AFL4342	STABILIZER LINK	FRONT L	1991-2016



Ruitai	Description	Position	Years
AFR8393	RACK END	R/L	2006-2016
AET5925	TIE ROD END	OUT R/L	1996-2016
AEA8339	CONTROL ARM	LOW R/L	2001-2006
AEA9809	CONTROL ARM	LOW R	2006-2018
AFA5479	CONTROL ARM	LOW R	2006-2016
AEA9808	CONTROL ARM	LOW L	2006-2018
AFA5478	CONTROL ARM	LOW L	2006-2016
AFB6778	BALL JOINT	LOW R/L	2000-2016
AEL9114	STABILIZER LINK	REAR L	2006-2016
AFL1927	STABILIZER LINK	FRONT R/L	1985-2015
AFL5030	STABILIZER LINK	FRONT R/L	2006-2016
AFL4342	STABILIZER LINK	FRONT L	1991-2016



Ruitai	Description	Position	Years
AFR8393	RACK END	R/L	2006-2016
AET5925	TIE ROD END	OUT R/L	1996-2016
AEA9809	CONTROL ARM	LOW R	2006-2018
AFA5479	CONTROL ARM	LOW R	2006-2016
AEA9808	CONTROL ARM	LOW L	2006-2018
AFA5478	CONTROL ARM	LOW L	2006-2016
AFB6778	BALL JOINT	LOW R/L	2000-2016
AEL9114	STABILIZER LINK	REAR L	2006-2016
AFL5030	STABILIZER LINK	FRONT R/L	2006-2016



Ruitai	Description	Position	Years
AFR10352	RACK END	R/L	2007-2017
AFR8393	RACK END	R/L	2006-2016
AET5925	TIE ROD END	OUT R/L	1996-2016
AEA9809	CONTROL ARM	LOW R	2006-2018
AFA5479	CONTROL ARM	LOW R	2006-2016
AEA9808	CONTROL ARM	LOW L	2006-2018
AFA5478	CONTROL ARM	LOW L	2006-2016
AFB6778	BALL JOINT	LOW R/L	2000-2016
AEL9114	STABILIZER LINK	REAR L	2006-2016
AEL6429	STABILIZER LINK	FRONT R/L	1997-2016
AFL5030	STABILIZER LINK	FRONT R/L	2006-2016

AFR10352



AFR8393



AFR8393



AFR10352



AET5925



AET5925



AEL6429



AEL6429



Ruitai	Description	Position	Years
AFR10352	RACK END	R/L	2007-2017
AFR8393	RACK END	R/L	2006-2016
AET5925	TIE ROD END	OUT R/L	1996-2016
AEL6429	STABILIZER LINK	FRONT R/L	1997-2016

AFR10352



AFR10352



AEL6429



AEL6429



Ruitai	Description	Position	Years
AFR10352	RACK END	R/L	2007-2017
AEL6429	STABILIZER LINK	FRONT R/L	1997-2016

AFR10352



AFR10352



Ruitai	Description	Position	Years
AFR10352	RACK END	R/L	2007-2017

AFR10352



AFR10352



Ruitai	Description	Position	Years
AFR10352	RACK END	R/L	2007-2017

AET5925



AET5925



AFA5489



AEA7805



AEA7806



AFA5490



AFL5208



AFL5199



Ruitai	Description	Position	Years
AET5925	TIE ROD END	OUT R/L	1996-2016
AFA5490	CONTROL ARM	LOW R	2003-2006
AFA5489	CONTROL ARM	LOW L	2003-2006
AEA7805	CONTROL ARM		2003-2006
AEA7806	CONTROL ARM		2003-2006
AFL5208	STABILIZER LINK	REAR	2003-2006
AFL5199	STABILIZER LINK	FRONT	2003-2006

AET5925



AET5925



AFA5489



AEA7805



AEA7806



AFA5490



AFL5208



AFL5199



Ruitai	Description	Position	Years
AET5925	TIE ROD END	OUT R/L	1996-2016
AFA5490	CONTROL ARM	LOW R	2003-2006
AFA5489	CONTROL ARM	LOW L	2003-2006
AEA7805	CONTROL ARM		2003-2006
AEA7806	CONTROL ARM		2003-2006
AFL5208	STABILIZER LINK	REAR	2003-2006
AFL5199	STABILIZER LINK	FRONT	2003-2006

AET5925



AET5925



AFA5489



AEA7805



AEA7806



AFA5490



AFL5208



Ruitai	Description	Position	Years
AET5925	TIE ROD END	OUT R/L	1996-2016
AFA5490	CONTROL ARM	LOW R	2003-2006
AFA5489	CONTROL ARM	LOW L	2003-2006
AEA7805	CONTROL ARM		2003-2006
AEA7806	CONTROL ARM		2003-2006
AFL5208	STABILIZER LINK	REAR	2003-2006

AET5925



AET5925



AFA5489



AEA7805



AEA7806



AFA5490



AFL5208



Ruitai	Description	Position	Years
AET5925	TIE ROD END	OUT R/L	1996-2016
AFA5490	CONTROL ARM	LOW R	2003-2006
AFA5489	CONTROL ARM	LOW L	2003-2006
AEA7805	CONTROL ARM		2003-2006
AEA7806	CONTROL ARM		2003-2006
AFL5208	STABILIZER LINK	REAR	2003-2006

AET5925



AET5925



AFA5478



AFA5479



AFB6778



AFB6778



Ruitai	Description	Position	Years
AET5925	TIE ROD END	OUT R/L	1996-2016
AFA5479	CONTROL ARM	LOW R	2006-2016
AFA5478	CONTROL ARM	LOW L	2006-2016
AFB6778	BALL JOINT	LOW R/L	2000-2016

AET5925



AET5925



AFA5478



AFA5479



AFB6778



AFB6778



AFL5030



Ruitai	Description	Position	Years
AET5925	TIE ROD END	OUT R/L	1996-2016
AFA5479	CONTROL ARM	LOW R	2006-2016
AFA5478	CONTROL ARM	LOW L	2006-2016
AFB6778	BALL JOINT	LOW R/L	2000-2016
AFL5030	STABILIZER LINK		2006-2016

MITSUBISHI OUTLANDER II 4WD 2007 - 2015

AET5925



AET5925



AFA5478



AFA5479



AFB6778



AFB6778



AFL5030



Ruitai	Description	Position	Years
AET5925	TIE ROD END	OUT R/L	1996-2016
AFA5479	CONTROL ARM	LOW R	2006-2016
AFA5478	CONTROL ARM	LOW L	2006-2016
AFB6778	BALL JOINT	LOW R/L	2000-2016
AFL5030	STABILIZER LINK		2006-2016

AET5925



AET5925



AFA5478



AFA5479



Ruitai	Description	Position	Years
AET5925	TIE ROD END	OUT R/L	1996-2016
AFA5479	CONTROL ARM	LOW R	2006-2016
AFA5478	CONTROL ARM	LOW L	2006-2016

MITSUBISHI OUTLANDER II 4WD 2007 - 2015

AET5925



AET5925



AFA5478



AFA5479



AFB6778



AFB6778



AFL5030



Ruitai	Description	Position	Years
AET5925	TIE ROD END	OUT R/L	1996-2016
AFA5479	CONTROL ARM	LOW R	2006-2016
AFA5478	CONTROL ARM	LOW L	2006-2016
AFB6778	BALL JOINT	LOW R/L	2000-2016
AFL5030	STABILIZER LINK		2006-2016

MITSUBISHI OUTLANDER II VAN 2007 - 2015

auto parts
ruitai

AET5925



AET5925



AFA5478



AFA5479



AFB6778



AFB6778



AFL5030



Ruitai	Description	Position	Years
AET5925	TIE ROD END	OUT R/L	1996-2016
AFA5479	CONTROL ARM	LOW R	2006-2016
AFA5478	CONTROL ARM	LOW L	2006-2016
AFB6778	BALL JOINT	LOW R/L	2000-2016
AFL5030	STABILIZER LINK		2006-2016

MITSUBISHI OUTLANDER II VAN 2006 - 2015

auto parts
ruitai

AET5925



AET5925



AFA5478



AFA5479



Ruitai	Description	Position	Years
AET5925	TIE ROD END	OUT R/L	1996-2016
AFA5479	CONTROL ARM	LOW R	2006-2016
AFA5478	CONTROL ARM	LOW L	2006-2016

MITSUBISHI OUTLANDER II VAN 4WD 2006 - 2015

AET5925



AET5925



AFA5478



AFA5479



Ruitai	Description	Position	Years
AET5925	TIE ROD END	OUT R/L	1996-2016
AFA5479	CONTROL ARM	LOW R	2006-2016
AFA5478	CONTROL ARM	LOW L	2006-2016

MITSUBISHI OUTLANDER SPORT 2006 - 2015

AET5925



AET5925



AFA5478



AFA5479



Ruitai	Description	Position	Years
AET5925	TIE ROD END	OUT R/L	1996-2016
AFA5479	CONTROL ARM	LOW R	2006-2016
AFA5478	CONTROL ARM	LOW L	2006-2016

auto parts
ruitai

MITSUBISHI OUTLANDER SPORT 2011 - 2014

AFA5478



AEL6429



AEL6429



Ruitai	Description	Position	Years
AFA5478	CONTROL ARM	LOW L	2006-2016
AEL6429	STABILIZER LINK	FRONT R/L	1997-2016

AFA5478



AEL6429



AEL6429



Ruitai	Description	Position	Years
AFA5478	CONTROL ARM	LOW L	2006-2016
AEL6429	STABILIZER LINK	FRONT R/L	1997-2016

AET5925



AET5925



AFA5478



AFA5479



AEL9114



Ruitai	Description	Position	Years
AET5925	TIE ROD END	OUT R/L	1996-2016
AFA5479	CONTROL ARM	LOW R	2006-2016
AFA5478	CONTROL ARM	LOW L	2006-2016
AEL9114	STABILIZER LINK	REAR L	2006-2016

AFR10352



AFR10352



Ruitai	Description	Position	Years
AFR10352	RACK END	R/L	2007-2017

AFR10352



AFR10352



Ruitai	Description	Position	Years
AFR10352	RACK END	R/L	2007-2017

AFT1340



AFT1341



AFT1341



AFT1340



AFB1080



AFB1083



AFB1083



AFB1080



AFH6708



AFH6708



AFI1804



AFI1804



AFP1861



AFP1861



Ruitai	Description	Position	Years
AFT1340	TIE ROD END	OUT R/L	1980-2015
AFT1341	TIE ROD END	IN R/L	1982-2015
AFB1080	BALL JOINT	UP R/L	1980-2015
AFB1083	BALL JOINT	LOW R/L	1980-2015
AFH6708	ARM SHAFT	UP R/L	1980-2015
AFI1804	IDLER ARM	R/L	1982-1990
AFP1861	PITMAN ARM	R/L	1982-1986

AFT1340



AFT1341



AFT1341



AFT1340



AFB1080



AFB1083



AFB1083



AFB1080



AFH6708



AFH6708



AFI1804



AFI1804



AFP1861



AFP1865



AFP1865



AFP1861



Ruitai	Description	Position	Years
AFT1340	TIE ROD END	OUT R/L	1980-2015
AFT1341	TIE ROD END	IN R/L	1982-2015
AFB1080	BALL JOINT	UP R/L	1980-2015
AFB1083	BALL JOINT	LOW R/L	1980-2015
AFH6708	ARM SHAFT	UP R/L	1980-2015
AFI1804	IDLER ARM	R/L	1982-1990
AFP1861	PITMAN ARM	R/L	1982-1986
AFP1865	PITMAN ARM	R/L	1982-1991

AFT1340



AFT1341



AFT1341



AFT1340



AFB1080



AFB1083



AFB1083



AFB1080



AFH6708



AFH6708



AFI1804



AFI1804



AFP1865



AFP1865



Ruitai	Description	Position	Years
AFT1340	TIE ROD END	OUT R/L	1980-2015
AFT1341	TIE ROD END	IN R/L	1982-2015
AFB1080	BALL JOINT	UP R/L	1980-2015
AFB1083	BALL JOINT	LOW R/L	1980-2015
AFH6708	ARM SHAFT	UP R/L	1980-2015
AFI1804	IDLER ARM	R/L	1982-1990
AFP1865	PITMAN ARM	R/L	1982-1991

AFT1340



AFT1341



AFT1341



AFT1340



AFB1080



AFB1083



AFB1083



AFB1080



AFH6708



AFH6708



AFI1804



AFI1804



AFP1865



AFP1865



AFL6492



AFL6492



Ruitai	Description	Position	Years
AFT1340	TIE ROD END	OUT R/L	1980-2015
AFT1341	TIE ROD END	IN R/L	1982-2015
AFB1080	BALL JOINT	UP R/L	1980-2015
AFB1083	BALL JOINT	LOW R/L	1980-2015
AFH6708	ARM SHAFT	UP R/L	1980-2015
AFI1804	IDLER ARM	R/L	1982-1990
AFP1865	PITMAN ARM	R/L	1982-1991
AFL6492	STABILIZER LINK	R/L	1982-2015

AFT1340



AFT1341



AFT1341



AFT1340



AFB1080



AFB1083



AFB1083



AFB1080



AFH6708



AFH6708



AFI1804



AFI1804



AFP1865



AFP1866



AFP1866



AFP1865




AFL6492



AFL6492



Ruitai	Description	Position	Years
AFT1340	TIE ROD END	OUT R/L	1980-2015
AFT1341	TIE ROD END	IN R/L	1982-2015
AFB1080	BALL JOINT	UP R/L	1980-2015
AFB1083	BALL JOINT	LOW R/L	1980-2015
AFH6708	ARM SHAFT	UP R/L	1980-2015
AFI1804	IDLER ARM	R/L	1982-1990
AFP1865	PITMAN ARM	R/L	1982-1991
AFP1866	PITMAN ARM	R/L	1989-1990
AFL6492	STABILIZER LINK	R/L	1982-2015



Ruitai	Description	Position	Years
AFT1332	TIE ROD END	OUT R/L	1990-2015
AFT1340	TIE ROD END	OUT R/L	1980-2015
AFT1333	TIE ROD END	IN R/L	1990-2015
AFT1341	TIE ROD END	IN R/L	1982-2015
AFB1075	BALL JOINT	UP R/L	1990-2015
AFB1080	BALL JOINT	UP R/L	1980-2015
AFB1083	BALL JOINT	LOW R/L	1980-2015
AFB1076	BALL JOINT	LOW R	1990-2015
AFB1077	BALL JOINT	LOW L	1990-2015
AFH6708	ARM SHAFT	UP R/L	1980-2015
AFI1804	IDLER ARM	R/L	1982-1990
AFI1807	IDLER ARM	RHD	1990-2015
AFP1866	PITMAN ARM	R/L	1989-1990
AFP1868	PITMAN ARM	RHD	1990-2015
AFL6492	STABILIZER LINK	R/L	1982-2015
AEL1928	STABILIZER LINK	REAR R/L	1984-2016

AFT1332



AFT1333



AFT1333



AFT1332



AFB1075



AFB1077



AFB1076



AFB1075



AFI1807



AFP1868



AFL6492



AEL1928



AEL1928



AFL6492



Ruitai	Description	Position	Years
AFT1332	TIE ROD END	OUT R/L	1990-2015
AFT1333	TIE ROD END	IN R/L	1990-2015
AFB1075	BALL JOINT	UP R/L	1990-2015
AFB1076	BALL JOINT	LOW R	1990-2015
AFB1077	BALL JOINT	LOW L	1990-2015
AFI1807	IDLER ARM	RHD	1990-2015
AFP1868	PITMAN ARM	RHD	1990-2015
AFL6492	STABILIZER LINK	R/L	1982-2015
AEL1928	STABILIZER LINK	REAR R/L	1984-2016

AFR4862



AFT1332



AFT4490



AFT1333



AFT1333



AFT6104



AFT1332



AFB1075



AFB4475



AFB7940



AFB7940



AFB4475



AFB1075



AFB4472



AFB1077



AFB1076



AFB4472



AFI1807



AFP1868



AFL6492



AEL1928



AFL6493



AFL6494



AEL1928



AFL6492



AFL5163



AFL5162



Ruitai	Description	Position	Years
AFR4862	RACK END		1999-2015
AFT1332	TIE ROD END	OUT R/L	1990-2015
AFT6104	TIE ROD END	OUT R	1999-2016
AFT4490	TIE ROD END	OUT L	1999-2016
AFT1333	TIE ROD END	IN R/L	1990-2015
AFB1075	BALL JOINT	UP R/L	1990-2015
AFB4475	BALL JOINT	UP R/L	1999-2016
AFB7940	BALL JOINT	UP R/L	1999-2015
AFB4472	BALL JOINT	LOW R/L	1999-2016
AFB1076	BALL JOINT	LOW R	1990-2015
AFB1077	BALL JOINT	LOW L	1990-2015
AFI1807	IDLER ARM	RHD	1990-2015
AFP1868	PITMAN ARM	RHD	1990-2015
AFL6492	STABILIZER LINK	R/L	1982-2015
AEL1928	STABILIZER LINK	REAR R/L	1984-2016
AFL6494	STABILIZER LINK	REAR R	1999-2016
AFL6493	STABILIZER LINK	REAR L	1999-2016
AFL5162	STABILIZER LINK	FRONT R	1999-2015
AFL5163	STABILIZER LINK	FRONT L	1999-2015

AFR4862



AFT1332



AFT4490



AFT1333



AFT1333



AFT6104



AFT1332



AFB1075



AFB4475



AFB7940



AFB7940



AFB4475



AFB1075



AFB4472



AFB1077



AFB1076



AFB4472



AFI1807



AFP1868



AEL1928



AFL6493



AFL5163



AFL5162



AFL6494



AEL1928



Ruitai	Description	Position	Years
AFR4862	RACK END		1999-2015
AFT1332	TIE ROD END	OUT R/L	1990-2015
AFT6104	TIE ROD END	OUT R	1999-2016
AFT4490	TIE ROD END	OUT L	1999-2016
AFT1333	TIE ROD END	IN R/L	1990-2015
AFB1075	BALL JOINT	UP R/L	1990-2015
AFB4475	BALL JOINT	UP R/L	1999-2016
AFB7940	BALL JOINT	UP R/L	1999-2015
AFB4472	BALL JOINT	LOW R/L	1999-2016
AFB1076	BALL JOINT	LOW R	1990-2015
AFB1077	BALL JOINT	LOW L	1990-2015
AFI1807	IDLER ARM	RHD	1990-2015
AFP1868	PITMAN ARM	RHD	1990-2015
AEL1928	STABILIZER LINK	REAR R/L	1984-2016
AFL6494	STABILIZER LINK	REAR R	1999-2016
AFL6493	STABILIZER LINK	REAR L	1999-2016
AFL5162	STABILIZER LINK	FRONT R	1999-2015
AFL5163	STABILIZER LINK	FRONT L	1999-2015

AFR4862



AFT1332



AFT4490



AFT1333



AFT1333



AFT6104



AFT1332



AFB1075



AFB4475



AFB7940



AFB7940



AFB4475



AFB1075



AFB4472



AFB1077



AFB1076



AFB4472



AFI1807



AFP1868



AFL6493



AFL5163



AFL5162



AFL6494



Ruitai	Description	Position	Years
AFR4862	RACK END		1999-2015
AFT1332	TIE ROD END	OUT R/L	1990-2015
AFT6104	TIE ROD END	OUT R	1999-2016
AFT4490	TIE ROD END	OUT L	1999-2016
AFT1333	TIE ROD END	IN R/L	1990-2015
AFB1075	BALL JOINT	UP R/L	1990-2015
AFB4475	BALL JOINT	UP R/L	1999-2016
AFB7940	BALL JOINT	UP R/L	1999-2015
AFB4472	BALL JOINT	LOW R/L	1999-2016
AFB1076	BALL JOINT	LOW R	1990-2015
AFB1077	BALL JOINT	LOW L	1990-2015
AFI1807	IDLER ARM	RHD	1990-2015
AFP1868	PITMAN ARM	RHD	1990-2015
AFL6494	STABILIZER LINK	REAR R	1999-2016
AFL6493	STABILIZER LINK	REAR L	1999-2016
AFL5162	STABILIZER LINK	FRONT R	1999-2015
AFL5163	STABILIZER LINK	FRONT L	1999-2015

AFR4862



AFT1332



AFT4490



AFT1333



AFT1333



AFT6104



AFT1332



AFB1075



AFB4475



AFB7940



AFB7940



AFB4475



AFB1075



AFB4472



AFB1077



AFB1076



AFB4472



AFI1807



AFP1868



AFL6492



AFL6493



AFL5163



AFL5162



AFL6494



AFL6492



Ruitai	Description	Position	Years
AFR4862	RACK END		1999-2015
AFT1332	TIE ROD END	OUT R/L	1990-2015
AFT6104	TIE ROD END	OUT R	1999-2016
AFT4490	TIE ROD END	OUT L	1999-2016
AFT1333	TIE ROD END	IN R/L	1990-2015
AFB1075	BALL JOINT	UP R/L	1990-2015
AFB4475	BALL JOINT	UP R/L	1999-2016
AFB7940	BALL JOINT	UP R/L	1999-2015
AFB4472	BALL JOINT	LOW R/L	1999-2016
AFB1076	BALL JOINT	LOW R	1990-2015
AFB1077	BALL JOINT	LOW L	1990-2015
AFI1807	IDLER ARM	RHD	1990-2015
AFP1868	PITMAN ARM	RHD	1990-2015
AFL6492	STABILIZER LINK	R/L	1982-2015
AFL6494	STABILIZER LINK	REAR R	1999-2016
AFL6493	STABILIZER LINK	REAR L	1999-2016
AFL5162	STABILIZER LINK	FRONT R	1999-2015
AFL5163	STABILIZER LINK	FRONT L	1999-2015

AFR4862



AFT1332



AFT4490



AFT1333



AFT1333



AFT6104



AFT1332



AFA7249



AFA7250



AFB1075



AFB4475



AFB7940



AFB7940



AFB4475



AFB1075



AFB4472



AFB1077



AFB1076



AFB4472



AFI1807



AFP1868



AFL6492



AFL6493



AFL5163



AFL5162



AFL6494



AFL6492



Ruitai	Description	Position	Years
AFR4862	RACK END		1999-2015
AFT1332	TIE ROD END	OUT R/L	1990-2015
AFT6104	TIE ROD END	OUT R	1999-2016
AFT4490	TIE ROD END	OUT L	1999-2016
AFT1333	TIE ROD END	IN R/L	1990-2015
AFA7250	CONTROL ARM	LOW R	2006-2016
AFA7249	CONTROL ARM	LOW L	2006-2016
AFB1075	BALL JOINT	UP R/L	1990-2015
AFB4475	BALL JOINT	UP R/L	1999-2016
AFB7940	BALL JOINT	UP R/L	1999-2015
AFB4472	BALL JOINT	LOW R/L	1999-2016
AFB1076	BALL JOINT	LOW R	1990-2015
AFB1077	BALL JOINT	LOW L	1990-2015
AFI1807	IDLER ARM	RHD	1990-2015
AFP1868	PITMAN ARM	RHD	1990-2015
AFL6492	STABILIZER LINK	R/L	1982-2015
AFL6494	STABILIZER LINK	REAR R	1999-2016
AFL6493	STABILIZER LINK	REAR L	1999-2016
AFL5162	STABILIZER LINK	FRONT R	1999-2015
AFL5163	STABILIZER LINK	FRONT L	1999-2015


AFA7249



AFA7250



AFL6493



AFL6494



Ruitai	Description	Position	Years
AFA7250	CONTROL ARM	LOW R	2006-2016
AFA7249	CONTROL ARM	LOW L	2006-2016
AFL6494	STABILIZER LINK	REAR R	1999-2016
AFL6493	STABILIZER LINK	REAR L	1999-2016

AFA7249



AFA7250



AFL6493



AFL6494



Ruitai	Description	Position	Years
AFA7250	CONTROL ARM	LOW R	2006-2016
AFA7249	CONTROL ARM	LOW L	2006-2016
AFL6494	STABILIZER LINK	REAR R	1999-2016
AFL6493	STABILIZER LINK	REAR L	1999-2016

AFL6492



AFL6492



Ruitai	Description	Position	Years
AFL6492	STABILIZER LINK	R/L	1982-2015

AFL6493



AFL6494



Ruitai	Description	Position	Years
AFL6494	STABILIZER LINK	REAR R	1999-2016
AFL6493	STABILIZER LINK	REAR L	1999-2016

auto parts
ruitai

MITSUBISHI PAJERO CLASSIC 2010 - 2015

AFL6493



AFL6494



Ruitai	Description	Position	Years
AFL6494	STABILIZER LINK	REAR R	1999-2016
AFL6493	STABILIZER LINK	REAR L	1999-2016

auto parts ruitai

mitsubishi pajero classic 2002 - 2015

AFR4862



AFT1332



AFT1333



AFT1333



AFT6104



AFT1332



AFB1075



AFB1077



AFB1076



AFB1075



AEX7921



AEX7921



AFL6492



AFL6493



AFL6494



AFL6492



Ruitai	Description	Position	Years
AFR4862	RACK END		1999-2015
AFT1332	TIE ROD END	OUT R/L	1990-2015
AFT6104	TIE ROD END	OUT R	1999-2016
AFT1333	TIE ROD END	IN R/L	1990-2015
AFB1075	BALL JOINT	UP R/L	1990-2015
AFB1076	BALL JOINT	LOW R	1990-2015
AFB1077	BALL JOINT	LOW L	1990-2015
AEX7921	BUSH	LOW R/L	1982-2015
AFL6492	STABILIZER LINK	R/L	1982-2015
AFL6494	STABILIZER LINK	REAR R	1999-2016
AFL6493	STABILIZER LINK	REAR L	1999-2016

AFT6104



AFL6493



AFL6494



Ruitai	Description	Position	Years
AFT6104	TIE ROD END	OUT R	1999-2016
AFL6494	STABILIZER LINK	REAR R	1999-2016
AFL6493	STABILIZER LINK	REAR L	1999-2016

AFT6104



AFL6493



AFL6494



Ruitai	Description	Position	Years
AFT6104	TIE ROD END	OUT R	1999-2016
AFL6494	STABILIZER LINK	REAR R	1999-2016
AFL6493	STABILIZER LINK	REAR L	1999-2016

AFA5497



AFL6493



AFA5498



AFL6494



Ruitai	Description	Position	Years
AFA5498	CONTROL ARM	UP R	2000-2015
AFA5497	CONTROL ARM	UP L	2000-2015
AFL6494	STABILIZER LINK	REAR R	1999-2016
AFL6493	STABILIZER LINK	REAR L	1999-2016

MITSUBISHI PAJERO FULL IV 4WD 2007 - 2015

AFA5497



AFL6493



AFA5498



AFL6494



Ruitai	Description	Position	Years
AFA5498	CONTROL ARM	UP R	2000-2015
AFA5497	CONTROL ARM	UP L	2000-2015
AFL6494	STABILIZER LINK	REAR R	1999-2016
AFL6493	STABILIZER LINK	REAR L	1999-2016

MITSUBISHI PAJERO FULL IV 4WD 2007 - 2015

AFL6493



AFL6494



Ruitai	Description	Position	Years
AFL6494	STABILIZER LINK	REAR R	1999-2016
AFL6493	STABILIZER LINK	REAR L	1999-2016

AFL6493



AFL6494



Ruitai	Description	Position	Years
AFL6494	STABILIZER LINK	REAR R	1999-2016
AFL6493	STABILIZER LINK	REAR L	1999-2016

MITSUBISHI PAJERO I 1983

AEX7921



AEX7921



Ruitai	Description	Position	Years
AEX7921	BUSH	LOW R/L	1982-2015

AEX7921



AFI1804



AEX7921



AFI1804



Ruitai	Description	Position	Years
AEX7921	BUSH	LOW R/L	1982-2015
AFI1804	IDLER ARM	R/L	1982-1990

mitsubishi pajero i 1987

AEX7921



AEX7921



Ruitai	Description	Position	Years
AEX7921	BUSH	LOW R/L	1982-2015

MITSUBISHI PAJERO I 1988

AFT1340



AFT1341



AFT1341



AFT1340



AFB1080



AFB1083



AFB1083



AFB1080



AEX7921



AEX7921



AFL6492



AFL6492



Ruitai	Description	Position	Years
AFT1340	TIE ROD END	OUT R/L	1980-2015
AFT1341	TIE ROD END	IN R/L	1982-2015
AFB1080	BALL JOINT	UP R/L	1980-2015
AFB1083	BALL JOINT	LOW R/L	1980-2015
AEX7921	BUSH	LOW R/L	1982-2015
AFL6492	STABILIZER LINK	R/L	1982-2015

AFT1340



AFT1341



AFT1341



AFT1340



AFB1080



AFB1083



AFB1083



AFB1080



AEX7921



AEX7921



AFI1804



AFI1804



AFP1866



AFP1866



AFL6492



AFL6492



Ruitai	Description	Position	Years
AFT1340	TIE ROD END	OUT R/L	1980-2015
AFT1341	TIE ROD END	IN R/L	1982-2015
AFB1080	BALL JOINT	UP R/L	1980-2015
AFB1083	BALL JOINT	LOW R/L	1980-2015
AEX7921	BUSH	LOW R/L	1982-2015
AFI1804	IDLER ARM	R/L	1982-1990
AFP1866	PITMAN ARM	R/L	1989-1990
AFL6492	STABILIZER LINK	R/L	1982-2015

AFT1340



AFT1341



AFT1341



AFT1340



AFB1080



AFB1083



AFB1083



AFB1080



AEX7921



AEX7921



AFI1804



AFI1804



AFP1865



AFP1866



AFP1866



AFP1865



AFL6492



AFL6492



Ruitai	Description	Position	Years
AFT1340	TIE ROD END	OUT R/L	1980-2015
AFT1341	TIE ROD END	IN R/L	1982-2015
AFB1080	BALL JOINT	UP R/L	1980-2015
AFB1083	BALL JOINT	LOW R/L	1980-2015
AEX7921	BUSH	LOW R/L	1982-2015
AFI1804	IDLER ARM	R/L	1982-1990
AFP1865	PITMAN ARM	R/L	1982-1991
AFP1866	PITMAN ARM	R/L	1989-1990
AFL6492	STABILIZER LINK	R/L	1982-2015

MITSUBISHI PAJERO I 1991

AFT1340



AFT1341



AFT1341



AFT1340



AFB1080



AFB1083



AFB1083



AFB1080



AEX7921



AEX7921



AFP1865



AFP1865



AFL6492



AFL6492



Ruitai	Description	Position	Years
AFT1340	TIE ROD END	OUT R/L	1980-2015
AFT1341	TIE ROD END	IN R/L	1982-2015
AFB1080	BALL JOINT	UP R/L	1980-2015
AFB1083	BALL JOINT	LOW R/L	1980-2015
AEX7921	BUSH	LOW R/L	1982-2015
AFP1865	PITMAN ARM	R/L	1982-1991
AFL6492	STABILIZER LINK	R/L	1982-2015

AFT1340



AFT1341



AFT1341



AFT1340



AFB1080



AFB1083



AFB1083



AFB1080



AEX7921



AEX7921



AFP1865



AFP1865



AFL6492



AFL6492



Ruitai	Description	Position	Years
AFT1340	TIE ROD END	OUT R/L	1980-2015
AFT1341	TIE ROD END	IN R/L	1982-2015
AFB1080	BALL JOINT	UP R/L	1980-2015
AFB1083	BALL JOINT	LOW R/L	1980-2015
AEX7921	BUSH	LOW R/L	1982-2015
AFP1865	PITMAN ARM	R/L	1982-1991
AFL6492	STABILIZER LINK	R/L	1982-2015

AFT1340



AFT1341



AFT1341



AFT1340



AFB1080



AFB1083



AFB1083



AFB1080



Ruitai	Description	Position	Years
AFT1340	TIE ROD END	OUT R/L	1980-2015
AFT1341	TIE ROD END	IN R/L	1982-2015
AFB1080	BALL JOINT	UP R/L	1980-2015
AFB1083	BALL JOINT	LOW R/L	1980-2015

AFT1340



AFT1341



AFT1341



AFT1340



AFB1080



AFB1083



AFB1083



AFB1080



AEX7921



AEX7921



Ruitai	Description	Position	Years
AFT1340	TIE ROD END	OUT R/L	1980-2015
AFT1341	TIE ROD END	IN R/L	1982-2015
AFB1080	BALL JOINT	UP R/L	1980-2015
AFB1083	BALL JOINT	LOW R/L	1980-2015
AEX7921	BUSH	LOW R/L	1982-2015

mitsubishi parts ruitai

MITSUBISHI PAJERO I CANVAS TOP 1984 - 1991

AFT1340



AFT1341



AFT1341



AFT1340



AFB1080



AFB1083



AFB1083



AFB1080



AEX7921



AEX7921



Ruitai	Description	Position	Years
AFT1340	TIE ROD END	OUT R/L	1980-2015
AFT1341	TIE ROD END	IN R/L	1982-2015
AFB1080	BALL JOINT	UP R/L	1980-2015
AFB1083	BALL JOINT	LOW R/L	1980-2015
AEX7921	BUSH	LOW R/L	1982-2015

mitsubishi parts ruitai

MITSUBISHI PAJERO I CANVAS TOP 1982 - 1990

AFL6492



AFL6492



Ruitai	Description	Position	Years
AFL6492	STABILIZER LINK	R/L	1982-2015

AFL6492



AFL6492



Ruitai	Description	Position	Years
AFL6492	STABILIZER LINK	R/L	1982-2015

MITSUBISHI PAJERO II 1990

AEA7801



AEX7921



AEA7802



AEX7921



Ruitai	Description	Position	Years
AEA7801	CONTROL ARM		1990-2000
AEA7802	CONTROL ARM		1990-2000
AEX7921	BUSH	LOW R/L	1982-2015

AFT1332



AFT1333



AFT1333



AFT1332



AEA7801



AFA3541



AFA3542



AEA7802



AFB1075



AFB1077



AFB1076



AFB1075



AEX7921



AEX7921



AFI1807



AFL6492



AFL1933



AFL1933



AFL6492



Ruitai	Description	Position	Years
AFT1332	TIE ROD END	OUT R/L	1990-2015
AFT1333	TIE ROD END	IN R/L	1990-2015
AEA7801	CONTROL ARM		1990-2000
AEA7802	CONTROL ARM		1990-2000
AFA3541	CONTROL ARM		1990-2015
AFA3542	CONTROL ARM		1990-2015
AFB1075	BALL JOINT	UP R/L	1990-2015
AFB1076	BALL JOINT	LOW R	1990-2015
AFB1077	BALL JOINT	LOW L	1990-2015
AEX7921	BUSH	LOW R/L	1982-2015
AFI1807	IDLER ARM	RHD	1990-2015
AFL6492	STABILIZER LINK	R/L	1982-2015
AFL1933	STABILIZER LINK	FRONT R/L	1990-2000

AFT1332



AFT1333



AFT1333



AFT1332



AEA7801



AFA3541



AFA3542



AEA7802



AFB1075



AFB1077



AFB1076



AFB1075



AEX7921



AEX7921



AFI1807



AFP1868



AFL6492



AFL1933



AFL1933



AFL6492



Ruitai	Description	Position	Years
AFT1332	TIE ROD END	OUT R/L	1990-2015
AFT1333	TIE ROD END	IN R/L	1990-2015
AEA7801	CONTROL ARM		1990-2000
AEA7802	CONTROL ARM		1990-2000
AFA3541	CONTROL ARM		1990-2015
AFA3542	CONTROL ARM		1990-2015
AFB1075	BALL JOINT	UP R/L	1990-2015
AFB1076	BALL JOINT	LOW R	1990-2015
AFB1077	BALL JOINT	LOW L	1990-2015
AEX7921	BUSH	LOW R/L	1982-2015
AFI1807	IDLER ARM	RHD	1990-2015
AFP1868	PITMAN ARM	RHD	1990-2015
AFL6492	STABILIZER LINK	R/L	1982-2015
AFL1933	STABILIZER LINK	FRONT R/L	1990-2000

AFT1332



AFT1333



AFT1333



AFT1332



AFA3541



AFA3542



AFB1075



AFB1077



AFB1076



AFB1075



AFI1807



AFP1868



AFL1933



AFL1933



Ruitai	Description	Position	Years
AFT1332	TIE ROD END	OUT R/L	1990-2015
AFT1333	TIE ROD END	IN R/L	1990-2015
AFA3541	CONTROL ARM		1990-2015
AFA3542	CONTROL ARM		1990-2015
AFB1075	BALL JOINT	UP R/L	1990-2015
AFB1076	BALL JOINT	LOW R	1990-2015
AFB1077	BALL JOINT	LOW L	1990-2015
AFI1807	IDLER ARM	RHD	1990-2015
AFP1868	PITMAN ARM	RHD	1990-2015
AFL1933	STABILIZER LINK	FRONT R/L	1990-2000

AFT1332



AFT1333



AFT1333



AFT1332



AFA3541



AFA3542



AFB1075



AFB1077



AFB1076



AFB1075



AFI1807



AFP1868



AFL1933



AFL1933



Ruitai	Description	Position	Years
AFT1332	TIE ROD END	OUT R/L	1990-2015
AFT1333	TIE ROD END	IN R/L	1990-2015
AFA3541	CONTROL ARM		1990-2015
AFA3542	CONTROL ARM		1990-2015
AFB1075	BALL JOINT	UP R/L	1990-2015
AFB1076	BALL JOINT	LOW R	1990-2015
AFB1077	BALL JOINT	LOW L	1990-2015
AFI1807	IDLER ARM	RHD	1990-2015
AFP1868	PITMAN ARM	RHD	1990-2015
AFL1933	STABILIZER LINK	FRONT R/L	1990-2000

AFT1332



AFT1333



AFT1333



AFT1332



AEA7801



AFA3541



AFA3542



AEA7802



AFB1075



AFB1077



AFB1076



AFB1075



AFI1807



AFL6492



AFL1933



AFL1933



AFL6492



Ruitai	Description	Position	Years
AFT1332	TIE ROD END	OUT R/L	1990-2015
AFT1333	TIE ROD END	IN R/L	1990-2015
AEA7801	CONTROL ARM		1990-2000
AEA7802	CONTROL ARM		1990-2000
AFA3541	CONTROL ARM		1990-2015
AFA3542	CONTROL ARM		1990-2015
AFB1075	BALL JOINT	UP R/L	1990-2015
AFB1076	BALL JOINT	LOW R	1990-2015
AFB1077	BALL JOINT	LOW L	1990-2015
AFI1807	IDLER ARM	RHD	1990-2015
AFL6492	STABILIZER LINK	R/L	1982-2015
AFL1933	STABILIZER LINK	FRONT R/L	1990-2000

AFT1332



AFT1333



AFT1333



AFT1332



AFB1075



AFB1077



AFB1076



AFB1075



AFI1807



AFL6492



AFL1933



AFL1933



AFL6492



Ruitai	Description	Position	Years
AFT1332	TIE ROD END	OUT R/L	1990-2015
AFT1333	TIE ROD END	IN R/L	1990-2015
AFB1075	BALL JOINT	UP R/L	1990-2015
AFB1076	BALL JOINT	LOW R	1990-2015
AFB1077	BALL JOINT	LOW L	1990-2015
AFI1807	IDLER ARM	RHD	1990-2015
AFL6492	STABILIZER LINK	R/L	1982-2015
AFL1933	STABILIZER LINK	FRONT R/L	1990-2000

AFT1332



AFT1333



AFT1333



AFT1332



AFB1075



AFB1077



AFB1076



AFB1075



AFI1807



AFL1933




AFL1933



Ruitai	Description	Position	Years
AFT1332	TIE ROD END	OUT R/L	1990-2015
AFT1333	TIE ROD END	IN R/L	1990-2015
AFB1075	BALL JOINT	UP R/L	1990-2015
AFB1076	BALL JOINT	LOW R	1990-2015
AFB1077	BALL JOINT	LOW L	1990-2015
AFI1807	IDLER ARM	RHD	1990-2015
AFL1933	STABILIZER LINK	FRONT R/L	1990-2000

MITSUBISHI PAJERO II CANVAS 4WD 2000



Ruitai	Description	Position	Years
AFT1332	TIE ROD END	OUT R/L	1990-2015
AFT1333	TIE ROD END	IN R/L	1990-2015
AFB1075	BALL JOINT	UP R/L	1990-2015
AFB1076	BALL JOINT	LOW R	1990-2015
AFB1077	BALL JOINT	LOW L	1990-2015
AFI1807	IDLER ARM	RHD	1990-2015
AFL1933	STABILIZER LINK	FRONT R/L	1990-2000

MITSUBISHI PAJERO II CANVAS 4WD 1990 - 2000



AFL6492



AFL6492



Ruitai	Description	Position	Years
AFL6492	STABILIZER LINK	R/L	1982-2015

MITSUBISHI PAJERO II CANVAS TOP 1990 - 1997

AFL6492



AFL6492



Ruitai	Description	Position	Years
AFL6492	STABILIZER LINK	R/L	1982-2015

MITSUBISHI PAJERO II CANVAS TOP 1998 - 2000



Ruitai	Description	Position	Years
AFL6492	STABILIZER LINK	R/L	1982-2015
AFL5196	STABILIZER LINK	FRONT	1984-2007

AFL6492



AFL5196



AFL6492



Ruitai	Description	Position	Years
AFL6492	STABILIZER LINK	R/L	1982-2015
AFL5196	STABILIZER LINK	FRONT	1984-2007

AFR4862



AFT4490



AFT6104



AFB4475



AFB4472



AFB4472



AFB4475



AFP1868



AFL6493



AFL6494



Ruitai	Description	Position	Years
AFR4862	RACK END		1999-2015
AFT6104	TIE ROD END	OUT R	1999-2016
AFT4490	TIE ROD END	OUT L	1999-2016
AFB4475	BALL JOINT	UP R/L	1999-2016
AFB4472	BALL JOINT	LOW R/L	1999-2016
AFP1868	PITMAN ARM	RHD	1990-2015
AFL6494	STABILIZER LINK	REAR R	1999-2016
AFL6493	STABILIZER LINK	REAR L	1999-2016

AFT4490



AFB4475



AFB4472



AFB4472



AFB4475



AFP1868



Ruitai	Description	Position	Years
AFT4490	TIE ROD END	OUT L	1999-2016
AFB4475	BALL JOINT	UP R/L	1999-2016
AFB4472	BALL JOINT	LOW R/L	1999-2016
AFP1868	PITMAN ARM	RHD	1990-2015

MITSUBISHI PAJERO III CANVAS TOP 2008 - 2015

AFT4490



AFB4475



AFB4472



AFB4472



AFB4475



AFP1868



Ruitai	Description	Position	Years
AFT4490	TIE ROD END	OUT L	1999-2016
AFB4475	BALL JOINT	UP R/L	1999-2016
AFB4472	BALL JOINT	LOW R/L	1999-2016
AFP1868	PITMAN ARM	RHD	1990-2015

MITSUBISHI PAJERO III CANVAS TOP 2000 - 2006

AFR4862



AFT6104



AFA5497



AFA5498



AFL6492



AFL6493



AFL5163



AFL5162



AFL6494



AFL6492



Ruitai	Description	Position	Years
AFR4862	RACK END		1999-2015
AFT6104	TIE ROD END	OUT R	1999-2016
AFA5498	CONTROL ARM	UP R	2000-2015
AFA5497	CONTROL ARM	UP L	2000-2015
AFL6492	STABILIZER LINK	R/L	1982-2015
AFL6494	STABILIZER LINK	REAR R	1999-2016
AFL6493	STABILIZER LINK	REAR L	1999-2016
AFL5162	STABILIZER LINK	FRONT R	1999-2015
AFL5163	STABILIZER LINK	FRONT L	1999-2015

DAIHATSU PAJERO III OPEN OFF-ROAD VEHICLE 2000 -



Ruitai	Description	Position	Years
AFR4862	RACK END		1999-2015
AFT6104	TIE ROD END	OUT R	1999-2016
AFA5498	CONTROL ARM	UP R	2000-2015
AFA5497	CONTROL ARM	UP L	2000-2015
AFL6492	STABILIZER LINK	R/L	1982-2015
AFL6494	STABILIZER LINK	REAR R	1999-2016
AFL6493	STABILIZER LINK	REAR L	1999-2016
AFL5162	STABILIZER LINK	FRONT R	1999-2015
AFL5163	STABILIZER LINK	FRONT L	1999-2015

UBISHI PAJERO II OPEN OFF-ROAD VEHICLE 2000 -



AFR4862



AFT6104



AFA5497



AFA5498



AFL6492



AFL6493



AFL5163



AFL5162



AFL6494



AFL6492

Ruitai	Description	Position	Years
AFR4862	RACK END		1999-2015
AFT6104	TIE ROD END	OUT R	1999-2016
AFA5498	CONTROL ARM	UP R	2000-2015
AFA5497	CONTROL ARM	UP L	2000-2015
AFL6492	STABILIZER LINK	R/L	1982-2015
AFL6494	STABILIZER LINK	REAR R	1999-2016
AFL6493	STABILIZER LINK	REAR L	1999-2016
AFL5162	STABILIZER LINK	FRONT R	1999-2015
AFL5163	STABILIZER LINK	FRONT L	1999-2015

MITSUBISHI PAJERO II OPEN OFF-ROAD VEHICLE 1982 -



AFL6492



AFL6492



Ruitai	Description	Position	Years
AFL6492	STABILIZER LINK	R/L	1982-2015

UBISHI PAJERO II OPEN OFF-ROAD VEHICLE 1998 -



AFL6492



AFL5196



AFL6492

Ruitai	Description	Position	Years
AFL6492	STABILIZER LINK	R/L	1982-2015
AFL5196	STABILIZER LINK	FRONT	1984-2007

MITSUBISHI PAJERO II OPEN OFF-ROAD VEHICLE 200

AFR4862



AFT6104



AFA5497



AFA5498



AFL6492



AFL6493



AFL5163



AFL5162



AFL6494



AFL6492



AFL5196



Ruitai	Description	Position	Years
AFR4862	RACK END		1999-2015
AFT6104	TIE ROD END	OUT R	1999-2016
AFA5498	CONTROL ARM	UP R	2000-2015
AFA5497	CONTROL ARM	UP L	2000-2015
AFL6492	STABILIZER LINK	R/L	1982-2015
AFL6494	STABILIZER LINK	REAR R	1999-2016
AFL6493	STABILIZER LINK	REAR L	1999-2016
AFL5162	STABILIZER LINK	FRONT R	1999-2015
AFL5163	STABILIZER LINK	FRONT L	1999-2015
AFL5196	STABILIZER LINK	FRONT	1984-2007

UBISHI PAJERO II OPEN OFF-ROAD VEHICLE 2001 -



AFR4862



AFT6104



AFA5497



AFA5498



AFL6492



AFL6493



AFL5163



AFL5162



AFL6494



AFL6492



Ruitai	Description	Position	Years
AFR4862	RACK END		1999-2015
AFT6104	TIE ROD END	OUT R	1999-2016
AFA5498	CONTROL ARM	UP R	2000-2015
AFA5497	CONTROL ARM	UP L	2000-2015
AFL6492	STABILIZER LINK	R/L	1982-2015
AFL6494	STABILIZER LINK	REAR R	1999-2016
AFL6493	STABILIZER LINK	REAR L	1999-2016
AFL5162	STABILIZER LINK	FRONT R	1999-2015
AFL5163	STABILIZER LINK	FRONT L	1999-2015

ISHI PAJERO II OPEN OFF-ROAD VEHICLE 4WD 200



AFR4862



AFT6104



AFA5497



AFA5498



AFL6492



AFL6493



AFL5163



AFL5162



AFL6494



AFL6492



Ruitai	Description	Position	Years
AFR4862	RACK END		1999-2015
AFT6104	TIE ROD END	OUT R	1999-2016
AFA5498	CONTROL ARM	UP R	2000-2015
AFA5497	CONTROL ARM	UP L	2000-2015
AFL6492	STABILIZER LINK	R/L	1982-2015
AFL6494	STABILIZER LINK	REAR R	1999-2016
AFL6493	STABILIZER LINK	REAR L	1999-2016
AFL5162	STABILIZER LINK	FRONT R	1999-2015
AFL5163	STABILIZER LINK	FRONT L	1999-2015

ISHI PAJERO II OPEN OFF-ROAD VEHICLE 4WD 199



AFL6492



AFL6492



Ruitai	Description	Position	Years
AFL6492	STABILIZER LINK	R/L	1982-2015

AFL6492



AFL6492



Ruitai	Description	Position	Years
AFL6492	STABILIZER LINK	R/L	1982-2015

AFT1326



AFT2821



AFT1326



AFL6492



AEL1928



AFL5196



AEL1928



AFL6492



Ruitai	Description	Position	Years
AFT1326	TIE ROD END	OUT R/L	1982-2015
AFT2821	TIE ROD END		1984-2015
AFL6492	STABILIZER LINK	R/L	1982-2015
AEL1928	STABILIZER LINK	REAR R/L	1984-2016
AFL5196	STABILIZER LINK	FRONT	1984-2007

AFT1326



AFT2821



AFT1326



AEL1928



AEL1928



Ruitai	Description	Position	Years
AFT1326	TIE ROD END	OUT R/L	1982-2015
AFT2821	TIE ROD END		1984-2015
AEL1928	STABILIZER LINK	REAR R/L	1984-2016

UBISHI PAJERO I OPEN OFF-ROAD VEHICLE 2008 -

ruital

AFT1326



AFT2821



AFT1326



AEL1928



AEL1928



Ruitai	Description	Position	Years
AFT1326	TIE ROD END	OUT R/L	1982-2015
AFT2821	TIE ROD END		1984-2015
AEL1928	STABILIZER LINK	REAR R/L	1984-2016

UBISHI PAJERO I OPEN OFF-ROAD VEHICLE 1982 -

AEX7921



AEX7921



AFL6492



AFL6492



Ruitai	Description	Position	Years
AEX7921	BUSH	LOW R/L	1982-2015
AFL6492	STABILIZER LINK	R/L	1982-2015

AEX7921



AEX7921



AFL6492



AFL6492



Ruitai	Description	Position	Years
AEX7921	BUSH	LOW R/L	1982-2015
AFL6492	STABILIZER LINK	R/L	1982-2015

AFA5497



AFL6493



AFA7249



AFA7250



AFA5498



AFL6494



Ruitai	Description	Position	Years
AFA5498	CONTROL ARM	UP R	2000-2015
AFA5497	CONTROL ARM	UP L	2000-2015
AFA7250	CONTROL ARM	LOW R	2006-2016
AFA7249	CONTROL ARM	LOW L	2006-2016
AFL6494	STABILIZER LINK	REAR R	1999-2016
AFL6493	STABILIZER LINK	REAR L	1999-2016

AFA5497



AFL6493



AFA7249



AFA7250



AFA5498



AFL6494



Ruitai	Description	Position	Years
AFA5498	CONTROL ARM	UP R	2000-2015
AFA5497	CONTROL ARM	UP L	2000-2015
AFA7250	CONTROL ARM	LOW R	2006-2016
AFA7249	CONTROL ARM	LOW L	2006-2016
AFL6494	STABILIZER LINK	REAR R	1999-2016
AFL6493	STABILIZER LINK	REAR L	1999-2016

AFL6493



AFL6494



Ruitai	Description	Position	Years
AFL6494	STABILIZER LINK	REAR R	1999-2016
AFL6493	STABILIZER LINK	REAR L	1999-2016

AFL6493



AFL6494



Ruitai	Description	Position	Years
AFL6494	STABILIZER LINK	REAR R	1999-2016
AFL6493	STABILIZER LINK	REAR L	1999-2016

MITSUBISHI PAJERO IV VAN 4WD 2007 - 2015

all parts
ruitai

AFL6493



AFL6494



Ruitai	Description	Position	Years
AFL6494	STABILIZER LINK	REAR R	1999-2016
AFL6493	STABILIZER LINK	REAR L	1999-2016

SUBISHI PAJERO OPEN OFF-ROAD VEHICLE 2007 - 2016



AFL6493



AFL6494



Ruitai	Description	Position	Years
AFL6494	STABILIZER LINK	REAR R	1999-2016
AFL6493	STABILIZER LINK	REAR L	1999-2016

SUBISHI PAJERO OPEN OFF-ROAD VEHICLE 1982 - 1991

AFT1340



AFT1341



AFT1341



AFT1340



AFB1080



AFB1083



AFB1083



AFB1080



AFP1861



AFP1865



AFP1865



AFP1861



Ruitai	Description	Position	Years
AFT1340	TIE ROD END	OUT R/L	1980-2015
AFT1341	TIE ROD END	IN R/L	1982-2015
AFB1080	BALL JOINT	UP R/L	1980-2015
AFB1083	BALL JOINT	LOW R/L	1980-2015
AFP1861	PITMAN ARM	R/L	1982-1986
AFP1865	PITMAN ARM	R/L	1982-1991

SUBISHI PAJERO OPEN OFF-ROAD VEHICLE 1987 -

AFT1340



AFT1341



AFT1341



AFT1340



AFB1080



AFB1083



AFB1083



AFB1080



AFP1865



AFP1865



Ruitai	Description	Position	Years
AFT1340	TIE ROD END	OUT R/L	1980-2015
AFT1341	TIE ROD END	IN R/L	1982-2015
AFB1080	BALL JOINT	UP R/L	1980-2015
AFB1083	BALL JOINT	LOW R/L	1980-2015
AFP1865	PITMAN ARM	R/L	1982-1991

MITSUBISHI PAJERO OPEN OFF-ROAD VEHICLE 199

AFT1332



AFT1340



AFT1333



AFT1333



AFT1340



AFT1332



AFT1341



AFT1341



AFA3541



AFA3542



AFB1075



AFB1080



AFB1083



AFB1083



AFB1080



AFB1075



AFB1077



AFB1076



AFI1807



AFP1865



AFP1868



AFP1865



AFL1933



AFL1933



Ruitai	Description	Position	Years
AFT1332	TIE ROD END	OUT R/L	1990-2015
AFT1340	TIE ROD END	OUT R/L	1980-2015
AFT1333	TIE ROD END	IN R/L	1990-2015
AFT1341	TIE ROD END	IN R/L	1982-2015
AFA3541	CONTROL ARM		1990-2015
AFA3542	CONTROL ARM		1990-2015
AFB1075	BALL JOINT	UP R/L	1990-2015
AFB1080	BALL JOINT	UP R/L	1980-2015
AFB1083	BALL JOINT	LOW R/L	1980-2015
AFB1076	BALL JOINT	LOW R	1990-2015
AFB1077	BALL JOINT	LOW L	1990-2015
AFI1807	IDLER ARM	RHD	1990-2015
AFP1865	PITMAN ARM	R/L	1982-1991
AFP1868	PITMAN ARM	RHD	1990-2015
AFL1933	STABILIZER LINK	FRONT R/L	1990-2000

SUBISHI PAJERO OPEN OFF-ROAD VEHICLE 1991 -

AFT1332



AFT1333



AFT1333



AFT1332



AFA3541



AFA3542



AFB1075



AFB1077



AFB1076



AFB1075



AFI1807



AFP1868



AFL1933



AFL1933



Ruitai	Description	Position	Years
AFT1332	TIE ROD END	OUT R/L	1990-2015
AFT1333	TIE ROD END	IN R/L	1990-2015
AFA3541	CONTROL ARM		1990-2015
AFA3542	CONTROL ARM		1990-2015
AFB1075	BALL JOINT	UP R/L	1990-2015
AFB1076	BALL JOINT	LOW R	1990-2015
AFB1077	BALL JOINT	LOW L	1990-2015
AFI1807	IDLER ARM	RHD	1990-2015
AFP1868	PITMAN ARM	RHD	1990-2015
AFL1933	STABILIZER LINK	FRONT R/L	1990-2000

SUBISHI PAJERO OPEN OFF-ROAD VEHICLE 1998 - 2000

AFT1332



AFT1333



AFT2821



AFT1333



AFT1332



AFA3541



AFA3542



AFB1075



AFB1077



AFB1076



AFB1075



AFI1807



AFP1868



AEL1928



AFL1933



AFL1933

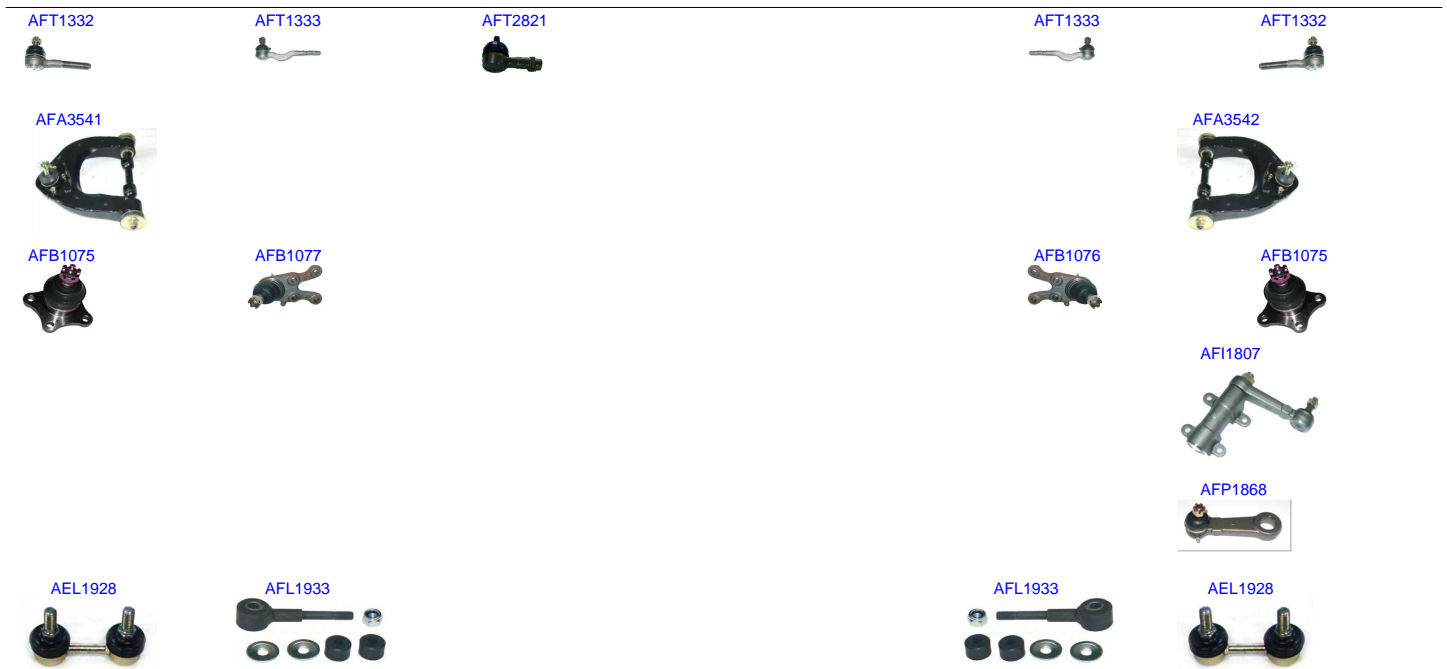


AEL1928



Ruitai	Description	Position	Years
AFT1332	TIE ROD END	OUT R/L	1990-2015
AFT1333	TIE ROD END	IN R/L	1990-2015
AFT2821	TIE ROD END		1984-2015
AFA3541	CONTROL ARM		1990-2015
AFA3542	CONTROL ARM		1990-2015
AFB1075	BALL JOINT	UP R/L	1990-2015
AFB1076	BALL JOINT	LOW R	1990-2015
AFB1077	BALL JOINT	LOW L	1990-2015
AFI1807	IDLER ARM	RHD	1990-2015
AFP1868	PITMAN ARM	RHD	1990-2015
AEL1928	STABILIZER LINK	REAR R/L	1984-2016
AFL1933	STABILIZER LINK	FRONT R/L	1990-2000

MITSUBISHI PAJERO OPEN OFF-ROAD VEHICLE 4WD 1998



Ruitai	Description	Position	Years
AFT1332	TIE ROD END	OUT R/L	1990-2015
AFT1333	TIE ROD END	IN R/L	1990-2015
AFT2821	TIE ROD END		1984-2015
AFA3541	CONTROL ARM		1990-2015
AFA3542	CONTROL ARM		1990-2015
AFB1075	BALL JOINT	UP R/L	1990-2015
AFB1076	BALL JOINT	LOW R	1990-2015
AFB1077	BALL JOINT	LOW L	1990-2015
AFI1807	IDLER ARM	RHD	1990-2015
AFP1868	PITMAN ARM	RHD	1990-2015
AEL1928	STABILIZER LINK	REAR R/L	1984-2016
AFL1933	STABILIZER LINK	FRONT R/L	1990-2000

MITSUBISHI PAJERO OPEN OFF-ROAD VEHICLE 4WD 1990



AFL6492



AFL6492



Ruitai	Description	Position	Years
AFL6492	STABILIZER LINK	R/L	1982-2015

AFL6492



AFL6492



Ruitai	Description	Position	Years
AFL6492	STABILIZER LINK	R/L	1982-2015

AER10742



AER10742



AFT1326



AFT4490



AFT2821



AFT6104



AFT1326



AEA7821



AEA7822



AFB4475



AFB4472



AFB4472



AFB4475



AFL6492



AEL1928



AEL1928



AEL1928



AEL1928



AFL6492



AFL6493



AFL5201



AFL5163




AFL5196



AFL5162



AFL6494



Ruitai	Description	Position	Years
AER10742	RACK END	R/L	1999-2007
AFT1326	TIE ROD END	OUT R/L	1982-2015
AFT6104	TIE ROD END	OUT R	1999-2016
AFT4490	TIE ROD END	OUT L	1999-2016
AFT2821	TIE ROD END		1984-2015
AEA7821	CONTROL ARM		1999-2007
AEA7822	CONTROL ARM		1999-2007
AFB4475	BALL JOINT	UP R/L	1999-2016
AFB4472	BALL JOINT	LOW R/L	1999-2016
AFL6492	STABILIZER LINK	R/L	1982-2015
AEL1928	STABILIZER LINK	REAR R/L	1984-2016
AEL1928	STABILIZER LINK	REAR R/L	1984-2016
AFL6494	STABILIZER LINK	REAR R	1999-2016
AFL6493	STABILIZER LINK	REAR L	1999-2016
AFL5201	STABILIZER LINK	REAR	1999-2007
AFL5162	STABILIZER LINK	FRONT R	1999-2015
AFL5163	STABILIZER LINK	FRONT L	1999-2015
AFL5196	STABILIZER LINK	FRONT	1984-2007

AFT1326



AFT2821



AFT1326



AEL1928



AEL1928



Ruitai	Description	Position	Years
AFT1326	TIE ROD END	OUT R/L	1982-2015
AFT2821	TIE ROD END		1984-2015
AEL1928	STABILIZER LINK	REAR R/L	1984-2016

AFT1326



AFT2821



AFT1326



AEL1928



AEL1928



Ruitai	Description	Position	Years
AFT1326	TIE ROD END	OUT R/L	1982-2015
AFT2821	TIE ROD END		1984-2015
AEL1928	STABILIZER LINK	REAR R/L	1984-2016

AFL6492



AFL6492



Ruitai	Description	Position	Years
AFL6492	STABILIZER LINK	R/L	1982-2015

MITSUBISHI PAJERO SFX II 4WD 1991 - 1999

AFL6492



AFL6492



Ruitai	Description	Position	Years
AFL6492	STABILIZER LINK	R/L	1982-2015

AFL6492



AFL6492



Ruitai	Description	Position	Years
AFL6492	STABILIZER LINK	R/L	1982-2015

auto parts
ruitai

MITSUBISHI PAJERO/SHOGUN 2006 - 2017

AFR12885



AFR12885



AFT12889



AFT12890



AFL12422



AFL12423



Ruitai	Description	Position	Years
AFR12885	RACK END	R/L	2006-2018
AFT12890	TIE ROD END	OUT R	2006-2018
AFT12889	TIE ROD END	OUT L	2006-2018
AFL12423	STABILIZER LINK	FRONT R	2006-2017
AFL12422	STABILIZER LINK	FRONT L	2006-2017

AFR12885



AFR12885



AFT12889



AFT12890



Ruitai	Description	Position	Years
AFR12885	RACK END	R/L	2006-2018
AFT12890	TIE ROD END	OUT R	2006-2018
AFT12889	TIE ROD END	OUT L	2006-2018

AFR12885



AFR12885



AFT12889



AFT12890



Ruitai	Description	Position	Years
AFR12885	RACK END	R/L	2006-2018
AFT12890	TIE ROD END	OUT R	2006-2018
AFT12889	TIE ROD END	OUT L	2006-2018

AEA7803



AEA7804



AFI5699



AFL6492



AFL5202



AFL6492



Ruitai	Description	Position	Years
AEA7803	CONTROL ARM		1997-2015
AEA7804	CONTROL ARM		1998-2015
AFI5699	IDLER ARM	LHD	1996-2015
AFL6492	STABILIZER LINK	R/L	1982-2015
AFL5202	STABILIZER LINK	REAR	1998-2015

MITSUBISHI PAJERO SPORT VAN 1998 - 2015

all parts
ruitai

AEA7803



AEA7804



AFI5699



AFL6492



AFL5202



AFL6492



Ruitai	Description	Position	Years
AEA7803	CONTROL ARM		1997-2015
AEA7804	CONTROL ARM		1998-2015
AFI5699	IDLER ARM	LHD	1996-2015
AFL6492	STABILIZER LINK	R/L	1982-2015
AFL5202	STABILIZER LINK	REAR	1998-2015

all parts ruitai

mitsubishi pajero sport van 1999 - 2008

AEA7803



AEA7804



Ruitai	Description	Position	Years
AEA7803	CONTROL ARM		1997-2015
AEA7804	CONTROL ARM		1998-2015

AEA7803



AEA7804



Ruitai	Description	Position	Years
AEA7803	CONTROL ARM		1997-2015
AEA7804	CONTROL ARM		1998-2015

AFT1326



AFT2821



AFT1326



AEL1928



AEL1928



Ruitai	Description	Position	Years
AFT1326	TIE ROD END	OUT R/L	1982-2015
AFT2821	TIE ROD END		1984-2015
AEL1928	STABILIZER LINK	REAR R/L	1984-2016

AFT1326



AFT2821



AFT1326



AEL1928



AEL1928



AEL1928



AEL1928



Ruitai	Description	Position	Years
AFT1326	TIE ROD END	OUT R/L	1982-2015
AFT2821	TIE ROD END		1984-2015
AEL1928	STABILIZER LINK	REAR R/L	1984-2016
AEL1928	STABILIZER LINK	REAR R/L	1984-2016

AEL1928



AEL1928



Ruitai	Description	Position	Years
AEL1928	STABILIZER LINK	REAR R/L	1984-2016

AEL1928



AEL1928



Ruitai	Description	Position	Years
AEL1928	STABILIZER LINK	REAR R/L	1984-2016



Ruitai	Description	Position	Years
AER9072	RACK END	R/L	2004-2016
AFR12885	RACK END	R/L	2006-2018
AFT12890	TIE ROD END	OUT R	2006-2018
AFT12889	TIE ROD END	OUT L	2006-2018
AFL6494	STABILIZER LINK	REAR R	1999-2016
AFL6493	STABILIZER LINK	REAR L	1999-2016

AFR12885



AFR12885



AFT12889



AFT12890



Ruitai	Description	Position	Years
AFR12885	RACK END	R/L	2006-2018
AFT12890	TIE ROD END	OUT R	2006-2018
AFT12889	TIE ROD END	OUT L	2006-2018

mitsubishi PERSONA COMPACT 2017 - 2018

AFR12885



AFR12885



AFT12889



AFT12890



Ruitai	Description	Position	Years
AFR12885	RACK END	R/L	2006-2018
AFT12890	TIE ROD END	OUT R	2006-2018
AFT12889	TIE ROD END	OUT L	2006-2018

MITSUBISHI PERSONA COMPACT 1995 - 2016

all parts
ruitai

AFT1339



AFT1339



Ruitai	Description	Position	Years
AFT1339	TIE ROD END	OUT R/L	1983-2016

AFT1339



AFT1339



Ruitai	Description	Position	Years
AFT1339	TIE ROD END	OUT R/L	1983-2016

AFT1324



AFT1324



AEB2953



Ruitai	Description	Position	Years
AFT1324	TIE ROD END	OUT R/L	1968-2015
AEB2953	BALL JOINT	LOW R	1978-1989

MITSUBISHI PRECIS 1988 - 1989

AER6284



AER6284



AFT1324



AFT1324



AEB2953



Ruitai	Description	Position	Years
AER6284	RACK END	R/L	1987-1989
AFT1324	TIE ROD END	OUT R/L	1968-2015
AEB2953	BALL JOINT	LOW R	1978-1989

MITSUBISHI PRECIS 1990 - 1991

AFT1324



AFT1324



AFB2797



AFB2797



Ruitai	Description	Position	Years
AFT1324	TIE ROD END	OUT R/L	1968-2015
AFB2797	BALL JOINT	LOW R/L	1989-2015

AFT1324



AFT1324



AFB2797



AFB2797



Ruitai	Description	Position	Years
AFT1324	TIE ROD END	OUT R/L	1968-2015
AFB2797	BALL JOINT	LOW R/L	1989-2015

AFR1622



AFR1622



AFT1343



AFT1343



AFB1082



AFB1082



Ruitai	Description	Position	Years
AFR1622	RACK END	R/L	1983-1992
AFT1343	TIE ROD END	OUT R/L	1983-2016
AFB1082	BALL JOINT	LOW R/L	1979-2016

AFR1622



AFR1622



AFT1343



AFT1343



AFB1082



AFB1082



Ruitai	Description	Position	Years
AFR1622	RACK END	R/L	1983-1992
AFT1343	TIE ROD END	OUT R/L	1983-2016
AFB1082	BALL JOINT	LOW R/L	1979-2016

AFR1624



AFR1624



Ruitai	Description	Position	Years
AFR1624	RACK END	R/L	1993-2015

AFR1624



AFR1624



Ruitai	Description	Position	Years
AFR1624	RACK END	R/L	1993-2015



Ruitai	Description	Position	Years
AEA6264	CONTROL ARM	LOW R/L	2005-2016
AEA8557	CONTROL ARM	LOW R	2005-2009, 2011-2016
AEA8556	CONTROL ARM	LOW L	2005-2009, 2011-2016
AEB7425	BALL JOINT	LOW R/L	2005-2009, 2011-2016
AEX9761	BUSH	FRONT R/L	2004-2011
AEL7504	STABILIZER LINK	FRONT R/L	2005-2009, 2011-2016

MITSUBISHI RVR 2005 - 2009



Ruitai	Description	Position	Years
AEA6264	CONTROL ARM	LOW R/L	2005-2016
AEA8557	CONTROL ARM	LOW R	2005-2009, 2011-2016
AEA8556	CONTROL ARM	LOW L	2005-2009, 2011-2016
AEB7425	BALL JOINT	LOW R/L	2005-2009, 2011-2016
AEX9761	BUSH	FRONT R/L	2004-2011
AEL7504	STABILIZER LINK	FRONT R/L	2005-2009, 2011-2016

AER5683



AER5683



AFT1326



AFT2821



AFT1326



AEA4850



AEA4852



AEA4853



AEA4851



AFB1082



AFB1082



AFL1924



Ruitai	Description	Position	Years
AER5683	RACK END	R/L	1991-2015
AFT1326	TIE ROD END	OUT R/L	1982-2015
AFT2821	TIE ROD END		1984-2015
AEA4851	CONTROL ARM	LOW R	1983-2015
AEA4853	CONTROL ARM	LOW R	1991-2015
AEA4850	CONTROL ARM	LOW L	1983-2015
AEA4852	CONTROL ARM	LOW L	1991-2015
AFB1082	BALL JOINT	LOW R/L	1979-2016
AFL1924	STABILIZER LINK		1991-2016

AER5683



AER5683



AFT1326



AFT1326



AEA4850



AEA4852



AEA4853



AEA4851



Ruitai	Description	Position	Years
AER5683	RACK END	R/L	1991-2015
AFT1326	TIE ROD END	OUT R/L	1982-2015
AEA4851	CONTROL ARM	LOW R	1983-2015
AEA4853	CONTROL ARM	LOW R	1991-2015
AEA4850	CONTROL ARM	LOW L	1983-2015
AEA4852	CONTROL ARM	LOW L	1991-2015

AER5683



AER5683



AFT1326



AFT1326



AEA4850



AEA4852



AFA5478



AFA5479



AEA4853



AEA4851



Ruitai	Description	Position	Years
AER5683	RACK END	R/L	1991-2015
AFT1326	TIE ROD END	OUT R/L	1982-2015
AEA4851	CONTROL ARM	LOW R	1983-2015
AEA4853	CONTROL ARM	LOW R	1991-2015
AFA5479	CONTROL ARM	LOW R	2006-2016
AEA4850	CONTROL ARM	LOW L	1983-2015
AEA4852	CONTROL ARM	LOW L	1991-2015
AFA5478	CONTROL ARM	LOW L	2006-2016

AFA5478



AFA5479



Ruitai	Description	Position	Years
AFA5479	CONTROL ARM	LOW R	2006-2016
AFA5478	CONTROL ARM	LOW L	2006-2016

MITSUBISHI RVR 4WD 2016

AFA5478



AFA5479



Ruitai	Description	Position	Years
AFA5479	CONTROL ARM	LOW R	2006-2016
AFA5478	CONTROL ARM	LOW L	2006-2016

AER5683



AER5683



AFT1326



AFT2821



AFT1326



AFB1082



AFB1082



AFL1924



Ruitai	Description	Position	Years
AER5683	RACK END	R/L	1991-2015
AFT1326	TIE ROD END	OUT R/L	1982-2015
AFT2821	TIE ROD END		1984-2015
AFB1082	BALL JOINT	LOW R/L	1979-2016
AFL1924	STABILIZER LINK		1991-2016

AFA5478



AFA5479



Ruitai	Description	Position	Years
AFA5479	CONTROL ARM	LOW R	2006-2016
AFA5478	CONTROL ARM	LOW L	2006-2016

AFA5478



AFA5479



Ruitai	Description	Position	Years
AFA5479	CONTROL ARM	LOW R	2006-2016
AFA5478	CONTROL ARM	LOW L	2006-2016

AFB1082



AFB9540



AFB1082



Ruitai	Description	Position	Years
AFB1082	BALL JOINT	LOW R/L	1979-2016
AFB9540	BALL JOINT		1982-2006

AFB1082



AFB9540



AFB1082



Ruitai	Description	Position	Years
AFB1082	BALL JOINT	LOW R/L	1979-2016
AFB9540	BALL JOINT		1982-2006

AFT1321



AFT1323



AFT1322



AFT1321



AFB1086



AFB1086



AFI4351



AFI4351



AFP4113



AFP4113



Ruitai	Description	Position	Years
AFT1321	TIE ROD END	OUT R/L	1969-2015
AFT1322	TIE ROD END	IN R	1976-1989
AFT1323	TIE ROD END	IN L	1976-2015
AFB1086	BALL JOINT	LOW R/L	1973-2015
AFI4351	IDLER ARM	R/L	1976-1986
AFP4113	PITMAN ARM	R/L	1976-1986

AFT1321



AFT1323



AFT1322



AFT1321



AFB1086



AFB1086



AFI4351



AFI4351



AFP4113



AFP4113



Ruitai	Description	Position	Years
AFT1321	TIE ROD END	OUT R/L	1969-2015
AFT1322	TIE ROD END	IN R	1976-1989
AFT1323	TIE ROD END	IN L	1976-2015
AFB1086	BALL JOINT	LOW R/L	1973-2015
AFI4351	IDLER ARM	R/L	1976-1986
AFP4113	PITMAN ARM	R/L	1976-1986

AFT1321



AFT1323



AFT1322



AET5731



AFT1321



AFB1086



AFB4152



AFB4152



AFB1086



AFI4351



AFI4351



AFP4113



AFP4113



Ruitai	Description	Position	Years
AFT1321	TIE ROD END	OUT R/L	1969-2015
AET5731	TIE ROD END	IN R	1980-1990
AFT1322	TIE ROD END	IN R	1976-1989
AFT1323	TIE ROD END	IN L	1976-2015
AFB1086	BALL JOINT	LOW R/L	1973-2015
AFB4152	BALL JOINT	LOW R/L	1980-1990
AFI4351	IDLER ARM	R/L	1976-1986
AFP4113	PITMAN ARM	R/L	1976-1986

AFT1321



AFT1323



AFT1322



AET5731



AFT1321



AFB1086



AFB4152



AFB4152



AFB1086



AFI4351



AFI4351



AFP4113



AFP4113



Ruitai	Description	Position	Years
AFT1321	TIE ROD END	OUT R/L	1969-2015
AET5731	TIE ROD END	IN R	1980-1990
AFT1322	TIE ROD END	IN R	1976-1989
AFT1323	TIE ROD END	IN L	1976-2015
AFB1086	BALL JOINT	LOW R/L	1973-2015
AFB4152	BALL JOINT	LOW R/L	1980-1990
AFI4351	IDLER ARM	R/L	1976-1986
AFP4113	PITMAN ARM	R/L	1976-1986



Ruitai	Description	Position	Years
AER5882	RACK END	R/L	1984-2015
AER5885	RACK END	R/L	1982-2015
AFR1619	RACK END	R/L	1982-2015
AFR1625	RACK END	R/L	1982-2015
AFR1629	RACK END	R/L	1984-1992
AFR2842	RACK END	R/L	1984-2000
AFT1326	TIE ROD END	OUT R/L	1982-2015
AFT2821	TIE ROD END		1984-2015
AFB1082	BALL JOINT	LOW R/L	1979-2016

AER5882



AER5885



AFR1619



AFR1619



AER5885



AER5882



AFR1625



AFR1629



AFR2842



AFR2842



AFR1629



AFR1625



AFT1326



AFT2821



AFT1326



AFB1082



AFB1082



Ruitai	Description	Position	Years
AER5882	RACK END	R/L	1984-2015
AER5885	RACK END	R/L	1982-2015
AFR1619	RACK END	R/L	1982-2015
AFR1625	RACK END	R/L	1982-2015
AFR1629	RACK END	R/L	1984-1992
AFR2842	RACK END	R/L	1984-2000
AFT1326	TIE ROD END	OUT R/L	1982-2015
AFT2821	TIE ROD END		1984-2015
AFB1082	BALL JOINT	LOW R/L	1979-2016

MITSUBISHI SHOGUN 1984 - 1986

AFI1804



AFI1804



Ruitai	Description	Position	Years
AFI1804	IDLER ARM	R/L	1982-1990

MITSUBISHI SHOGUN 1988

AFT1340



AFT1341



AFT1341



AFT1340



AFB1080



AFB1083



AFB1083



AFB1080



Ruitai	Description	Position	Years
AFT1340	TIE ROD END	OUT R/L	1980-2015
AFT1341	TIE ROD END	IN R/L	1982-2015
AFB1080	BALL JOINT	UP R/L	1980-2015
AFB1083	BALL JOINT	LOW R/L	1980-2015

AFT1340



AFT1341



AFT1341



AFT1340



AFB1080



AFB1083



AFB1083



AFB1080



AFI1804



AFI1804



AFP1866



AFP1866



Ruitai	Description	Position	Years
AFT1340	TIE ROD END	OUT R/L	1980-2015
AFT1341	TIE ROD END	IN R/L	1982-2015
AFB1080	BALL JOINT	UP R/L	1980-2015
AFB1083	BALL JOINT	LOW R/L	1980-2015
AFI1804	IDLER ARM	R/L	1982-1990
AFP1866	PITMAN ARM	R/L	1989-1990

AFT1340



AFT1341



AFT1341



AFT1340



AFB1080



AFB1083



AFB1083



AFB1080



AFI1804



AFI1804



AFP1865



AFP1866



AFP1866



AFP1865



Ruitai	Description	Position	Years
AFT1340	TIE ROD END	OUT R/L	1980-2015
AFT1341	TIE ROD END	IN R/L	1982-2015
AFB1080	BALL JOINT	UP R/L	1980-2015
AFB1083	BALL JOINT	LOW R/L	1980-2015
AFI1804	IDLER ARM	R/L	1982-1990
AFP1865	PITMAN ARM	R/L	1982-1991
AFP1866	PITMAN ARM	R/L	1989-1990

MITSUBISHI SHOGUN 1991

AFT1340



AFT1341



AFT1341



AFT1340



AFB1080



AFB1083



AFB1083



AFB1080



AFP1865



AFP1865



Ruitai	Description	Position	Years
AFT1340	TIE ROD END	OUT R/L	1980-2015
AFT1341	TIE ROD END	IN R/L	1982-2015
AFB1080	BALL JOINT	UP R/L	1980-2015
AFB1083	BALL JOINT	LOW R/L	1980-2015
AFP1865	PITMAN ARM	R/L	1982-1991

AFT4490



AFT6104



AFB4475



AFB4472



AFB4472



AFB4475



Ruitai	Description	Position	Years
AFT6104	TIE ROD END	OUT R	1999-2016
AFT4490	TIE ROD END	OUT L	1999-2016
AFB4475	BALL JOINT	UP R/L	1999-2016
AFB4472	BALL JOINT	LOW R/L	1999-2016

AFT4490



AFT6104



AFB4475



AFB4472



AFB4472



AFB4475



AFL6493



AFL6494



Ruitai	Description	Position	Years
AFT6104	TIE ROD END	OUT R	1999-2016
AFT4490	TIE ROD END	OUT L	1999-2016
AFB4475	BALL JOINT	UP R/L	1999-2016
AFB4472	BALL JOINT	LOW R/L	1999-2016
AFL6494	STABILIZER LINK	REAR R	1999-2016
AFL6493	STABILIZER LINK	REAR L	1999-2016

AFT4490



AFT6104



AFB4475



AFB4472



AFB4472



AFB4475



AFL6493



AFL6494



Ruitai	Description	Position	Years
AFT6104	TIE ROD END	OUT R	1999-2016
AFT4490	TIE ROD END	OUT L	1999-2016
AFB4475	BALL JOINT	UP R/L	1999-2016
AFB4472	BALL JOINT	LOW R/L	1999-2016
AFL6494	STABILIZER LINK	REAR R	1999-2016
AFL6493	STABILIZER LINK	REAR L	1999-2016

AFT1340



AFT1341



AFT1341



AFT1340



AFB1080



AFB1083



AFB1083



AFB1080



Ruitai	Description	Position	Years
AFT1340	TIE ROD END	OUT R/L	1980-2015
AFT1341	TIE ROD END	IN R/L	1982-2015
AFB1080	BALL JOINT	UP R/L	1980-2015
AFB1083	BALL JOINT	LOW R/L	1980-2015

AFT1340



AFT1341



AFT1341



AFT1340



AFB1080



AFB1083



AFB1083



AFB1080



Ruitai	Description	Position	Years
AFT1340	TIE ROD END	OUT R/L	1980-2015
AFT1341	TIE ROD END	IN R/L	1982-2015
AFB1080	BALL JOINT	UP R/L	1980-2015
AFB1083	BALL JOINT	LOW R/L	1980-2015

AFT1332



AFT1333



AFT1333



AFT1332



AFB1075



AFB1077



AFB1076



AFB1075



Ruitai	Description	Position	Years
AFT1332	TIE ROD END	OUT R/L	1990-2015
AFT1333	TIE ROD END	IN R/L	1990-2015
AFB1075	BALL JOINT	UP R/L	1990-2015
AFB1076	BALL JOINT	LOW R	1990-2015
AFB1077	BALL JOINT	LOW L	1990-2015

AFT1332



AFT1333



AFT1333



AFT1332



AFB1075



AFB1077



AFB1076



AFB1075



Ruitai	Description	Position	Years
AFT1332	TIE ROD END	OUT R/L	1990-2015
AFT1333	TIE ROD END	IN R/L	1990-2015
AFB1075	BALL JOINT	UP R/L	1990-2015
AFB1076	BALL JOINT	LOW R	1990-2015
AFB1077	BALL JOINT	LOW L	1990-2015

AFT1332



AFT1333



AFT1333



AFT1332



AFA3541



AFA3542



AFB1075



AFB1077



AFB1076



AFB1075



AFI1807



AFL6492



AFL1933



AFL1933



AFL6492



Ruitai	Description	Position	Years
AFT1332	TIE ROD END	OUT R/L	1990-2015
AFT1333	TIE ROD END	IN R/L	1990-2015
AFA3541	CONTROL ARM		1990-2015
AFA3542	CONTROL ARM		1990-2015
AFB1075	BALL JOINT	UP R/L	1990-2015
AFB1076	BALL JOINT	LOW R	1990-2015
AFB1077	BALL JOINT	LOW L	1990-2015
AFI1807	IDLER ARM	RHD	1990-2015
AFL6492	STABILIZER LINK	R/L	1982-2015
AFL1933	STABILIZER LINK	FRONT R/L	1990-2000

AFT1332



AFT1333



AFT1333



AFT1332



AFA3541



AFA3542



AFB1075



AFB1077



AFB1076



AFB1075



AFI1807



AFP1868



AFL6492



AFL1933



AFL1933



AFL6492



Ruitai	Description	Position	Years
AFT1332	TIE ROD END	OUT R/L	1990-2015
AFT1333	TIE ROD END	IN R/L	1990-2015
AFA3541	CONTROL ARM		1990-2015
AFA3542	CONTROL ARM		1990-2015
AFB1075	BALL JOINT	UP R/L	1990-2015
AFB1076	BALL JOINT	LOW R	1990-2015
AFB1077	BALL JOINT	LOW L	1990-2015
AFI1807	IDLER ARM	RHD	1990-2015
AFP1868	PITMAN ARM	RHD	1990-2015
AFL6492	STABILIZER LINK	R/L	1982-2015
AFL1933	STABILIZER LINK	FRONT R/L	1990-2000

AFT1332



AFT1333



AFT1333



AFT1332



AFA3541



AFA3542



AFB1075



AFB1077



AFB1076



AFB1075



AFI1807



AFP1868



AFL1933



AFL1933



Ruitai	Description	Position	Years
AFT1332	TIE ROD END	OUT R/L	1990-2015
AFT1333	TIE ROD END	IN R/L	1990-2015
AFA3541	CONTROL ARM		1990-2015
AFA3542	CONTROL ARM		1990-2015
AFB1075	BALL JOINT	UP R/L	1990-2015
AFB1076	BALL JOINT	LOW R	1990-2015
AFB1077	BALL JOINT	LOW L	1990-2015
AFI1807	IDLER ARM	RHD	1990-2015
AFP1868	PITMAN ARM	RHD	1990-2015
AFL1933	STABILIZER LINK	FRONT R/L	1990-2000

AFT1332



AFT1333



AFT1333



AFT1332



AFA3541



AFA3542



AFB1075



AFB1077



AFB1076



AFB1075



AFI1807



AFP1868



AFL1933



AFL1933



Ruitai	Description	Position	Years
AFT1332	TIE ROD END	OUT R/L	1990-2015
AFT1333	TIE ROD END	IN R/L	1990-2015
AFA3541	CONTROL ARM		1990-2015
AFA3542	CONTROL ARM		1990-2015
AFB1075	BALL JOINT	UP R/L	1990-2015
AFB1076	BALL JOINT	LOW R	1990-2015
AFB1077	BALL JOINT	LOW L	1990-2015
AFI1807	IDLER ARM	RHD	1990-2015
AFP1868	PITMAN ARM	RHD	1990-2015
AFL1933	STABILIZER LINK	FRONT R/L	1990-2000

AFT1332



AFT1333



AFT1333



AFT1332



AFA3541



AFA3542



AFB1075



AFB1077



AFB1076



AFB1075



AFI1807



AFL6492



AFL1933



AFL1933



AFL6492



Ruitai	Description	Position	Years
AFT1332	TIE ROD END	OUT R/L	1990-2015
AFT1333	TIE ROD END	IN R/L	1990-2015
AFA3541	CONTROL ARM		1990-2015
AFA3542	CONTROL ARM		1990-2015
AFB1075	BALL JOINT	UP R/L	1990-2015
AFB1076	BALL JOINT	LOW R	1990-2015
AFB1077	BALL JOINT	LOW L	1990-2015
AFI1807	IDLER ARM	RHD	1990-2015
AFL6492	STABILIZER LINK	R/L	1982-2015
AFL1933	STABILIZER LINK	FRONT R/L	1990-2000

AFT1332



AFT1333



AFT1333



AFT1332



AFB1075



AFB1077



AFB1076



AFB1075



AFI1807



AFL6492



AFL1933



AFL1933



AFL6492



Ruitai	Description	Position	Years
AFT1332	TIE ROD END	OUT R/L	1990-2015
AFT1333	TIE ROD END	IN R/L	1990-2015
AFB1075	BALL JOINT	UP R/L	1990-2015
AFB1076	BALL JOINT	LOW R	1990-2015
AFB1077	BALL JOINT	LOW L	1990-2015
AFI1807	IDLER ARM	RHD	1990-2015
AFL6492	STABILIZER LINK	R/L	1982-2015
AFL1933	STABILIZER LINK	FRONT R/L	1990-2000

AFT1332



AFT1333



AFT1333



AFT1332



AFB1075



AFB1077



AFB1076



AFB1075



AFI1807



AFL1933



AFL1933



Ruitai	Description	Position	Years
AFT1332	TIE ROD END	OUT R/L	1990-2015
AFT1333	TIE ROD END	IN R/L	1990-2015
AFB1075	BALL JOINT	UP R/L	1990-2015
AFB1076	BALL JOINT	LOW R	1990-2015
AFB1077	BALL JOINT	LOW L	1990-2015
AFI1807	IDLER ARM	RHD	1990-2015
AFL1933	STABILIZER LINK	FRONT R/L	1990-2000

AFT1332



AFT1333



AFT1333



AFT1332



AFB1075



AFB1077



AFB1076



AFB1075



AFI1807



AFL1933



AFL1933



Ruitai	Description	Position	Years
AFT1332	TIE ROD END	OUT R/L	1990-2015
AFT1333	TIE ROD END	IN R/L	1990-2015
AFB1075	BALL JOINT	UP R/L	1990-2015
AFB1076	BALL JOINT	LOW R	1990-2015
AFB1077	BALL JOINT	LOW L	1990-2015
AFI1807	IDLER ARM	RHD	1990-2015
AFL1933	STABILIZER LINK	FRONT R/L	1990-2000

AFR4862



AFT4490



AFT6104



AFB4475



AFB4472



AFB4472



AFB4475



AFP1868



AFL6493



AFL6494



Ruitai	Description	Position	Years
AFR4862	RACK END		1999-2015
AFT6104	TIE ROD END	OUT R	1999-2016
AFT4490	TIE ROD END	OUT L	1999-2016
AFB4475	BALL JOINT	UP R/L	1999-2016
AFB4472	BALL JOINT	LOW R/L	1999-2016
AFP1868	PITMAN ARM	RHD	1990-2015
AFL6494	STABILIZER LINK	REAR R	1999-2016
AFL6493	STABILIZER LINK	REAR L	1999-2016

AFT4490



AFB4475



AFB4472



AFB4472



AFB4475



AFP1868



Ruitai	Description	Position	Years
AFT4490	TIE ROD END	OUT L	1999-2016
AFB4475	BALL JOINT	UP R/L	1999-2016
AFB4472	BALL JOINT	LOW R/L	1999-2016
AFP1868	PITMAN ARM	RHD	1990-2015

MAZDA SHOGUN III OPEN OFF-ROAD VEHICLE 2008



AFT4490



AFB4475



AFB4472



AFB4472



AFB4475



AFP1868



Ruitai	Description	Position	Years
AFT4490	TIE ROD END	OUT L	1999-2016
AFB4475	BALL JOINT	UP R/L	1999-2016
AFB4472	BALL JOINT	LOW R/L	1999-2016
AFP1868	PITMAN ARM	RHD	1990-2015

YUBISHI SHOGUN III OPEN OFF-ROAD VEHICLE 2000

AFR4862



AFT6104



AFA5497



AEA7819



AEA7820



AFA5498



AFL6492



AFL6493



AFL5163



AFL5162



AFL6494



AFL6492



Ruitai	Description	Position	Years
AFR4862	RACK END		1999-2015
AFT6104	TIE ROD END	OUT R	1999-2016
AFA5498	CONTROL ARM	UP R	2000-2015
AFA5497	CONTROL ARM	UP L	2000-2015
AEA7819	CONTROL ARM		2000-2006
AEA7820	CONTROL ARM		2000-2006
AFL6492	STABILIZER LINK	R/L	1982-2015
AFL6494	STABILIZER LINK	REAR R	1999-2016
AFL6493	STABILIZER LINK	REAR L	1999-2016
AFL5162	STABILIZER LINK	FRONT R	1999-2015
AFL5163	STABILIZER LINK	FRONT L	1999-2015

MITSUBISHI SHOGUN II OPEN OFF-ROAD VEHICLE 2000 -

AFR4862



AFT6104



AFA5497



AEA7819



AEA7820



AFA5498



AFL6492



AFL6493



AFL5163



AFL5162



AFL6494



AFL6492



Ruitai	Description	Position	Years
AFR4862	RACK END		1999-2015
AFT6104	TIE ROD END	OUT R	1999-2016
AFA5498	CONTROL ARM	UP R	2000-2015
AFA5497	CONTROL ARM	UP L	2000-2015
AEA7819	CONTROL ARM		2000-2006
AEA7820	CONTROL ARM		2000-2006
AFL6492	STABILIZER LINK	R/L	1982-2015
AFL6494	STABILIZER LINK	REAR R	1999-2016
AFL6493	STABILIZER LINK	REAR L	1999-2016
AFL5162	STABILIZER LINK	FRONT R	1999-2015
AFL5163	STABILIZER LINK	FRONT L	1999-2015

MAZDA RUITAI SHOGUN II OPEN OFF-ROAD VEHICLE 1982 -

AFT1340



AFT1341



AFT1341



AFT1340



AFB1080



AFB1083



AFB1083



AFB1080



AFP1861



AFP1865



AFP1865



AFP1861



Ruitai	Description	Position	Years
AFT1340	TIE ROD END	OUT R/L	1980-2015
AFT1341	TIE ROD END	IN R/L	1982-2015
AFB1080	BALL JOINT	UP R/L	1980-2015
AFB1083	BALL JOINT	LOW R/L	1980-2015
AFP1861	PITMAN ARM	R/L	1982-1986
AFP1865	PITMAN ARM	R/L	1982-1991

MAZDA SHOGUN II OPEN OFF-ROAD VEHICLE 1987 -

AFT1340



AFT1341



AFT1341



AFT1340



AFB1080



AFB1083



AFB1083



AFB1080



AFP1865



AFP1865



Ruitai	Description	Position	Years
AFT1340	TIE ROD END	OUT R/L	1980-2015
AFT1341	TIE ROD END	IN R/L	1982-2015
AFB1080	BALL JOINT	UP R/L	1980-2015
AFB1083	BALL JOINT	LOW R/L	1980-2015
AFP1865	PITMAN ARM	R/L	1982-1991

TSUBISHI SHOGUN II OPEN OFF-ROAD VEHICLE 19

AFT1340



AFT1341



AFT1341



AFT1340



AEA7801



AEA7802



AFB1080



AFB1083



AFB1083



AFB1080



AEX7921



AEX7921



AFP1865



AFP1865



AFL6492



AFL6492



Ruitai	Description	Position	Years
AFT1340	TIE ROD END	OUT R/L	1980-2015
AFT1341	TIE ROD END	IN R/L	1982-2015
AEA7801	CONTROL ARM		1990-2000
AEA7802	CONTROL ARM		1990-2000
AFB1080	BALL JOINT	UP R/L	1980-2015
AFB1083	BALL JOINT	LOW R/L	1980-2015
AEX7921	BUSH	LOW R/L	1982-2015
AFP1865	PITMAN ARM	R/L	1982-1991
AFL6492	STABILIZER LINK	R/L	1982-2015

DAEWOO SHOGUN II OPEN OFF-ROAD VEHICLE 1991 -



Ruitai	Description	Position	Years
AEA7801	CONTROL ARM		1990-2000
AEA7802	CONTROL ARM		1990-2000
AEX7921	BUSH	LOW R/L	1982-2015
AFL6492	STABILIZER LINK	R/L	1982-2015

MAZDA RUITAI SHOGUN II OPEN OFF-ROAD VEHICLE 1998 -



Ruitai	Description	Position	Years
AEA7801	CONTROL ARM		1990-2000
AEA7802	CONTROL ARM		1990-2000
AEX7921	BUSH	LOW R/L	1982-2015
AFL6492	STABILIZER LINK	R/L	1982-2015
AFL5196	STABILIZER LINK	FRONT	1984-2007

SHIMADZU SHOGUN II OPEN OFF-ROAD VEHICLE 4WD 1990



AEA7801



AEA7802



AEX7921



AEX7921



AFL6492



AFL5196



AFL6492

Ruitai	Description	Position	Years
AEA7801	CONTROL ARM		1990-2000
AEA7802	CONTROL ARM		1990-2000
AEX7921	BUSH	LOW R/L	1982-2015
AFL6492	STABILIZER LINK	R/L	1982-2015
AFL5196	STABILIZER LINK	FRONT	1984-2007

ISHI SHOGUN II OPEN OFF-ROAD VEHICLE 4WD 199



Ruitai	Description	Position	Years
AEA7801	CONTROL ARM		1990-2000
AEA7802	CONTROL ARM		1990-2000
AEX7921	BUSH	LOW R/L	1982-2015

AEA7801



AEX7921



AEA7802



AEX7921



Ruitai	Description	Position	Years
AEA7801	CONTROL ARM		1990-2000
AEA7802	CONTROL ARM		1990-2000
AEX7921	BUSH	LOW R/L	1982-2015

AFA5497



AFL6493



AFA5498



AFL6494



Ruitai	Description	Position	Years
AFA5498	CONTROL ARM	UP R	2000-2015
AFA5497	CONTROL ARM	UP L	2000-2015
AFL6494	STABILIZER LINK	REAR R	1999-2016
AFL6493	STABILIZER LINK	REAR L	1999-2016

AFA5497



AFL6493



AFA5498



AFL6494



Ruitai	Description	Position	Years
AFA5498	CONTROL ARM	UP R	2000-2015
AFA5497	CONTROL ARM	UP L	2000-2015
AFL6494	STABILIZER LINK	REAR R	1999-2016
AFL6493	STABILIZER LINK	REAR L	1999-2016

AFL6493



AFL6494



Ruitai	Description	Position	Years
AFL6494	STABILIZER LINK	REAR R	1999-2016
AFL6493	STABILIZER LINK	REAR L	1999-2016

SUBISHI SHOGUN OPEN OFF-ROAD VEHICLE 2007 -



AFL6493



AFL6494



Ruitai	Description	Position	Years
AFL6494	STABILIZER LINK	REAR R	1999-2016
AFL6493	STABILIZER LINK	REAR L	1999-2016

SUBARU SHOGUN OPEN OFF-ROAD VEHICLE 1990 -

AFT1332



AFT1333



AFT1333



AFT1332



AFA3541



AFA3542



AFB1075



AFB1077



AFB1076



AFB1075



AFI1807



AFP1868



AEL1928



AFL1933



AFL1933



AEL1928



Ruitai	Description	Position	Years
AFT1332	TIE ROD END	OUT R/L	1990-2015
AFT1333	TIE ROD END	IN R/L	1990-2015
AFA3541	CONTROL ARM		1990-2015
AFA3542	CONTROL ARM		1990-2015
AFB1075	BALL JOINT	UP R/L	1990-2015
AFB1076	BALL JOINT	LOW R	1990-2015
AFB1077	BALL JOINT	LOW L	1990-2015
AFI1807	IDLER ARM	RHD	1990-2015
AFP1868	PITMAN ARM	RHD	1990-2015
AEL1928	STABILIZER LINK	REAR R/L	1984-2016
AFL1933	STABILIZER LINK	FRONT R/L	1990-2000

SUBARU SHOGUN OPEN OFF-ROAD VEHICLE 1998 -

AFT1332



AFT1333



AFT2821



AFT1333



AFT1332



AFA3541



AFA3542



AFB1075



AFB1077



AFB1076



AFB1075



AFI1807



AFP1868



AEL1928



AEL1928



AFL1933



AFL1933



AEL1928



AEL1928



Ruitai	Description	Position	Years
AFT1332	TIE ROD END	OUT R/L	1990-2015
AFT1333	TIE ROD END	IN R/L	1990-2015
AFT2821	TIE ROD END		1984-2015
AFA3541	CONTROL ARM		1990-2015
AFA3542	CONTROL ARM		1990-2015
AFB1075	BALL JOINT	UP R/L	1990-2015
AFB1076	BALL JOINT	LOW R	1990-2015
AFB1077	BALL JOINT	LOW L	1990-2015
AFI1807	IDLER ARM	RHD	1990-2015
AFP1868	PITMAN ARM	RHD	1990-2015
AEL1928	STABILIZER LINK	REAR R/L	1984-2016
AEL1928	STABILIZER LINK	REAR R/L	1984-2016
AFL1933	STABILIZER LINK	FRONT R/L	1990-2000

MITSUBISHI SHOGUN OPEN OFF-ROAD VEHICLE 200

AFT1332



AFT1333



AFT2821



AFT1333



AFT6104



AFT1332



AFA3541



AFA3542



AFB1075



AFB1077



AFB1076



AFB1075



AFI1807



AFP1868



AEL1928



AEL1928



AFL6493



AFL6494



AEL1928



AEL1928



AFL1933



AFL5163



AFL5162



AFL1933



Ruitai	Description	Position	Years
AFT1332	TIE ROD END	OUT R/L	1990-2015
AFT6104	TIE ROD END	OUT R	1999-2016
AFT1333	TIE ROD END	IN R/L	1990-2015
AFT2821	TIE ROD END		1984-2015
AFA3541	CONTROL ARM		1990-2015
AFA3542	CONTROL ARM		1990-2015
AFB1075	BALL JOINT	UP R/L	1990-2015
AFB1076	BALL JOINT	LOW R	1990-2015
AFB1077	BALL JOINT	LOW L	1990-2015
AFI1807	IDLER ARM	RHD	1990-2015
AFP1868	PITMAN ARM	RHD	1990-2015
AEL1928	STABILIZER LINK	REAR R/L	1984-2016
AEL1928	STABILIZER LINK	REAR R/L	1984-2016
AFL6494	STABILIZER LINK	REAR R	1999-2016
AFL6493	STABILIZER LINK	REAR L	1999-2016
AFL1933	STABILIZER LINK	FRONT R/L	1990-2000
AFL5162	STABILIZER LINK	FRONT R	1999-2015
AFL5163	STABILIZER LINK	FRONT L	1999-2015

SUBISHI SHOGUN OPEN OFF-ROAD VEHICLE 2001 -



AFT6104



AFL6493



AFL5163



AFL5162



AFL6494



Ruitai	Description	Position	Years
AFT6104	TIE ROD END	OUT R	1999-2016
AFL6494	STABILIZER LINK	REAR R	1999-2016
AFL6493	STABILIZER LINK	REAR L	1999-2016
AFL5162	STABILIZER LINK	FRONT R	1999-2015
AFL5163	STABILIZER LINK	FRONT L	1999-2015

AFT6104



AFL6493



AFL5163



AFL5162



AFL6494



Ruitai	Description	Position	Years
AFT6104	TIE ROD END	OUT R	1999-2016
AFL6494	STABILIZER LINK	REAR R	1999-2016
AFL6493	STABILIZER LINK	REAR L	1999-2016
AFL5162	STABILIZER LINK	FRONT R	1999-2015
AFL5163	STABILIZER LINK	FRONT L	1999-2015

AFT1326



AFT2821



AFT1326



AFL6492



AEL1928



AEL1928



AEL1928



AEL1928



AFL6492



AFL5196



Ruitai	Description	Position	Years
AFT1326	TIE ROD END	OUT R/L	1982-2015
AFT2821	TIE ROD END		1984-2015
AFL6492	STABILIZER LINK	R/L	1982-2015
AEL1928	STABILIZER LINK	REAR R/L	1984-2016
AEL1928	STABILIZER LINK	REAR R/L	1984-2016
AFL5196	STABILIZER LINK	FRONT	1984-2007

AFT1326



AFT2821



AFT1326



AEL1928



AEL1928



Ruitai	Description	Position	Years
AFT1326	TIE ROD END	OUT R/L	1982-2015
AFT2821	TIE ROD END		1984-2015
AEL1928	STABILIZER LINK	REAR R/L	1984-2016

AFT1326



AFT2821



AFT1326



AEL1928



AEL1928



Ruitai	Description	Position	Years
AFT1326	TIE ROD END	OUT R/L	1982-2015
AFT2821	TIE ROD END		1984-2015
AEL1928	STABILIZER LINK	REAR R/L	1984-2016

MITSUBISHI SIGMA 1989

AFR1619



AFR1619



AFB1082



AFB1082



Ruitai	Description	Position	Years
AFR1619	RACK END	R/L	1982-2015
AFB1082	BALL JOINT	LOW R/L	1979-2016

AER5884



AFR1619



AFR1619



AER5884



AFT1326



AFT2821



AFT1326



AFB1082



AFB9540



AFB1082



AEL1928



AEL1928



AFL1931



AFL1931



AEL1928



AEL1928



AFL5196



AFL1931



Ruitai	Description	Position	Years
AER5884	RACK END	R/L	1990-2015
AFR1619	RACK END	R/L	1982-2015
AFT1326	TIE ROD END	OUT R/L	1982-2015
AFT2821	TIE ROD END		1984-2015
AFB1082	BALL JOINT	LOW R/L	1979-2016
AFB9540	BALL JOINT		1982-2006
AEL1928	STABILIZER LINK	REAR R/L	1984-2016
AEL1928	STABILIZER LINK	REAR R/L	1984-2016
AFL1931	STABILIZER LINK	REAR R/L	1990-2004
AFL5196	STABILIZER LINK	FRONT	1984-2007
AFL1931	STABILIZER LINK		1990-2004

MITSUBISHI SIGMA 1991 - 1996

AER5884



AER5884



AFT1326



AFT2821



AFT1326



AFB1082



AFB9540



AFB1082



AEL1928



AEL1928



AFL1931



AFL1931



AEL1928



AEL1928



AFL5196



AFL1931



Ruitai	Description	Position	Years
AER5884	RACK END	R/L	1990-2015
AFT1326	TIE ROD END	OUT R/L	1982-2015
AFT2821	TIE ROD END		1984-2015
AFB1082	BALL JOINT	LOW R/L	1979-2016
AFB9540	BALL JOINT		1982-2006
AEL1928	STABILIZER LINK	REAR R/L	1984-2016
AEL1928	STABILIZER LINK	REAR R/L	1984-2016
AFL1931	STABILIZER LINK	REAR R/L	1990-2004
AFL5196	STABILIZER LINK	FRONT	1984-2007
AFL1931	STABILIZER LINK		1990-2004

mitsubishi ruitai SIGMA STATION WAGON 1991 - 1996

AER5884



AER5884



AFT1326



AFT2821



AFT1326



AFB1082



AFB9540



AFB1082



AEL1928



AEL1928



AFL1931



AFL1931



AEL1928



AEL1928



AFL5196



AFL1931



Ruitai	Description	Position	Years
AER5884	RACK END	R/L	1990-2015
AFT1326	TIE ROD END	OUT R/L	1982-2015
AFT2821	TIE ROD END		1984-2015
AFB1082	BALL JOINT	LOW R/L	1979-2016
AFB9540	BALL JOINT		1982-2006
AEL1928	STABILIZER LINK	REAR R/L	1984-2016
AEL1928	STABILIZER LINK	REAR R/L	1984-2016
AFL1931	STABILIZER LINK	REAR R/L	1990-2004
AFL5196	STABILIZER LINK	FRONT	1984-2007
AFL1931	STABILIZER LINK		1990-2004

MITSUBISHI SIGMA STATION WAGON 1992

AER5884



AER5884



AFB1082



AFB1082



AFL1931



AFL1931



Ruitai	Description	Position	Years
AER5884	RACK END	R/L	1990-2015
AFB1082	BALL JOINT	LOW R/L	1979-2016
AFL1931	STABILIZER LINK	REAR R/L	1990-2004

MITSUBISHI SIGMA STATION WAGON 1993 - 1996

AER5884



AER5884



AFT1326



AFT1326



AFB1082



AFB1082



AFL1931



AFL1931



AFL1931



Ruitai	Description	Position	Years
AER5884	RACK END	R/L	1990-2015
AFT1326	TIE ROD END	OUT R/L	1982-2015
AFB1082	BALL JOINT	LOW R/L	1979-2016
AFL1931	STABILIZER LINK	REAR R/L	1990-2004
AFL1931	STABILIZER LINK		1990-2004

AER5884



AER5884



AFT1326



AFT1326



AFB1082



AFB1082



AFL1931



AFL1931



AFL1931



Ruitai	Description	Position	Years
AER5884	RACK END	R/L	1990-2015
AFT1326	TIE ROD END	OUT R/L	1982-2015
AFB1082	BALL JOINT	LOW R/L	1979-2016
AFL1931	STABILIZER LINK	REAR R/L	1990-2004
AFL1931	STABILIZER LINK		1990-2004

AFT1345



AFT1345



AFB1085



AFB5697



AFB5697



AFB1085



Ruitai	Description	Position	Years
AFT1345	TIE ROD END	OUT R/L	1984-2015
AFB1085	BALL JOINT	UP R/L	1986-2015
AFB5697	BALL JOINT	LOW R/L	1994-2015

AFT1345



AFT4623



AFT1345



AFB1085



AFB5697



AFB2799



AFB2800



AFB5697



AFB1085



Ruitai	Description	Position	Years
AFT1345	TIE ROD END	OUT R/L	1984-2015
AFT4623	TIE ROD END		1986-2015
AFB1085	BALL JOINT	UP R/L	1986-2015
AFB5697	BALL JOINT	LOW R/L	1994-2015
AFB2799	BALL JOINT		1986-2015
AFB2800	BALL JOINT		1986-2015

AFT1345



AFT1345



AFB1085



AFB5697



AFB5697



AFB1085



Ruitai	Description	Position	Years
AFT1345	TIE ROD END	OUT R/L	1984-2015
AFB1085	BALL JOINT	UP R/L	1986-2015
AFB5697	BALL JOINT	LOW R/L	1994-2015

AFT1345



AFT1345



AFB1085



AFB5697



AFB5697



AFB1085



Ruitai	Description	Position	Years
AFT1345	TIE ROD END	OUT R/L	1984-2015
AFB1085	BALL JOINT	UP R/L	1986-2015
AFB5697	BALL JOINT	LOW R/L	1994-2015

AFT1346



AFT4623



AFT1346



AFB1085



AFB1085



Ruitai	Description	Position	Years
AFT1346	TIE ROD END	IN R/L	1988-2015
AFT4623	TIE ROD END		1986-2015
AFB1085	BALL JOINT	UP R/L	1986-2015

AFT1346



AFT4623



AFT1346



AFB1085



AFB1085



Ruitai	Description	Position	Years
AFT1346	TIE ROD END	IN R/L	1988-2015
AFT4623	TIE ROD END		1986-2015
AFB1085	BALL JOINT	UP R/L	1986-2015



MITSUBISHI SPACE GEAR BUS 1995 - 2005

AFB5697



AFB1081



AFB5697



Ruitai	Description	Position	Years
AFB5697	BALL JOINT	LOW R/L	1994-2015
AFB1081	BALL JOINT		1986-2015

AFB5697



AFB1081



AFB5697



Ruitai	Description	Position	Years
AFB5697	BALL JOINT	LOW R/L	1994-2015
AFB1081	BALL JOINT		1986-2015

AER5683



AER5683



AFT1326



AFT2821



AFT1326



AFB1082



AFB9540



AFB1082



AFL1924



Ruitai	Description	Position	Years
AER5683	RACK END	R/L	1991-2015
AFT1326	TIE ROD END	OUT R/L	1982-2015
AFT2821	TIE ROD END		1984-2015
AFB1082	BALL JOINT	LOW R/L	1979-2016
AFB9540	BALL JOINT		1982-2006
AFL1924	STABILIZER LINK		1991-2016

AER5683



AER5683



AFT1326



AFT2821



AFT1326



AFB1082



AFB9540



AFB1082



AFL5197



AFL1924



AFL5198



Ruitai	Description	Position	Years
AER5683	RACK END	R/L	1991-2015
AFT1326	TIE ROD END	OUT R/L	1982-2015
AFT2821	TIE ROD END		1984-2015
AFB1082	BALL JOINT	LOW R/L	1979-2016
AFB9540	BALL JOINT		1982-2006
AFL5198	STABILIZER LINK	FRONT R	1997-2004
AFL5197	STABILIZER LINK	FRONT L	1997-2004
AFL1924	STABILIZER LINK		1991-2016

AFT1326



AFT2821



AFT1326



AFB1082



AFB1082



AFL5197



AFL5198



Ruitai	Description	Position	Years
AFT1326	TIE ROD END	OUT R/L	1982-2015
AFT2821	TIE ROD END		1984-2015
AFB1082	BALL JOINT	LOW R/L	1979-2016
AFL5198	STABILIZER LINK	FRONT R	1997-2004
AFL5197	STABILIZER LINK	FRONT L	1997-2004

AFT1326



AFT2821



AFT1326



AFB1082



AFB1082



Ruitai	Description	Position	Years
AFT1326	TIE ROD END	OUT R/L	1982-2015
AFT2821	TIE ROD END		1984-2015
AFB1082	BALL JOINT	LOW R/L	1979-2016

MITSUBISHI SPACE RUNNER 4WD 2003 - 2015

auto parts
ruitai

AFT1326



AFT2821



AFT1326



AFB1082



AFB1082



Ruitai	Description	Position	Years
AFT1326	TIE ROD END	OUT R/L	1982-2015
AFT2821	TIE ROD END		1984-2015
AFB1082	BALL JOINT	LOW R/L	1979-2016

MITSUBISHI SPACE RUNNER 4WD 1991 - 1999

all parts
ruitai

AER5683



AER5683



AFT1326



AFT2821



AFT1326



AFB1082



AFB1082



AFL1924



Ruitai	Description	Position	Years
AER5683	RACK END	R/L	1991-2015
AFT1326	TIE ROD END	OUT R/L	1982-2015
AFT2821	TIE ROD END		1984-2015
AFB1082	BALL JOINT	LOW R/L	1979-2016
AFL1924	STABILIZER LINK		1991-2016

AER5683



AER5683



AFT1326



AFT2821



AFT1326



AFB1082



AFB1082



AFL1924



Ruitai	Description	Position	Years
AER5683	RACK END	R/L	1991-2015
AFT1326	TIE ROD END	OUT R/L	1982-2015
AFT2821	TIE ROD END		1984-2015
AFB1082	BALL JOINT	LOW R/L	1979-2016
AFL1924	STABILIZER LINK		1991-2016

AFR12382



AFR12382



AFT1339



AFT1343



AFT4268



AFT4268



AFT1343



AFT1339



AFT4269



AFA4318



AFA4319



AFA5003



AFA5004



AFA4319



AFA4318



AFB1082



AFB9540



AFB1082



AEL5915



AFL6680



AFL6680



AEL5915



Ruitai	Description	Position	Years
AFR12382	RACK END	R/L	1994-2017
AFT1339	TIE ROD END	OUT R/L	1983-2016
AFT1343	TIE ROD END	OUT R/L	1983-2016
AFT4268	TIE ROD END	OUT R/L	1983-2016
AFT4269	TIE ROD END		1983-2015
AFA4318	CONTROL ARM		1995-2015
AFA4318	CONTROL ARM		1995-2015
AFA4319	CONTROL ARM		1995-2015
AFA4319	CONTROL ARM		1995-2015
AFA5003	CONTROL ARM		1996-2015
AFA5004	CONTROL ARM		1996-2015
AFB1082	BALL JOINT	LOW R/L	1979-2016
AFB9540	BALL JOINT		1982-2006
AEL5915	STABILIZER LINK	REAR R/L	1995-2015
AFL6680	STABILIZER LINK	FRONT R/L	1979-2004

AFT1339



AFT1343



AFT4268



AFT4268



AFT1343



AFT1339



AFT4269



AFA4318



AFA4319



AFB1082



AFB1082



Ruitai	Description	Position	Years
AFT1339	TIE ROD END	OUT R/L	1983-2016
AFT1343	TIE ROD END	OUT R/L	1983-2016
AFT4268	TIE ROD END	OUT R/L	1983-2016
AFT4269	TIE ROD END		1983-2015
AFA4318	CONTROL ARM		1995-2015
AFA4319	CONTROL ARM		1995-2015
AFB1082	BALL JOINT	LOW R/L	1979-2016

AFT1339



AFT1343



AFT4268



AFT4268



AFT1343



AFT1339



AFT4269



AFA4318



AFA4319



AFB1082



AFB1082



AEL8602



AEL8602



Ruitai	Description	Position	Years
AFT1339	TIE ROD END	OUT R/L	1983-2016
AFT1343	TIE ROD END	OUT R/L	1983-2016
AFT4268	TIE ROD END	OUT R/L	1983-2016
AFT4269	TIE ROD END		1983-2015
AFA4318	CONTROL ARM		1995-2015
AFA4319	CONTROL ARM		1995-2015
AFB1082	BALL JOINT	LOW R/L	1979-2016
AEL8602	STABILIZER LINK	R/L	2012-2016

AEL8602



AEL8602



Ruitai	Description	Position	Years
AEL8602	STABILIZER LINK	R/L	2012-2016

AEL8602



AEL8602



Ruitai	Description	Position	Years
AEL8602	STABILIZER LINK	R/L	2012-2016

AER5885



AER5890



AER5890



AER5885



AFT1326



AFT2821



AFT1326



AFB1082



AFB9540



AFB1082



Ruitai	Description	Position	Years
AER5885	RACK END	R/L	1982-2015
AER5890	RACK END	R/L	1984-1992
AFT1326	TIE ROD END	OUT R/L	1982-2015
AFT2821	TIE ROD END		1984-2015
AFB1082	BALL JOINT	LOW R/L	1979-2016
AFB9540	BALL JOINT		1982-2006

AER5885



AER5890



AFR1619



AFR1619



AER5890



AER5885



AFR1625



AFR1625



AFT1326



AFT2821



AFT1326



AFB1082



AFB9540



AFB1082



Ruitai	Description	Position	Years
AER5885	RACK END	R/L	1982-2015
AER5890	RACK END	R/L	1984-1992
AFR1619	RACK END	R/L	1982-2015
AFR1625	RACK END	R/L	1982-2015
AFT1326	TIE ROD END	OUT R/L	1982-2015
AFT2821	TIE ROD END		1984-2015
AFB1082	BALL JOINT	LOW R/L	1979-2016
AFB9540	BALL JOINT		1982-2006

AER5885



AER5890



AER5890



AER5885



AFT1326



AFT2821



AFT1326



AFB1082



AFB9540



AFB1082



Ruitai	Description	Position	Years
AER5885	RACK END	R/L	1982-2015
AER5890	RACK END	R/L	1984-1992
AFT1326	TIE ROD END	OUT R/L	1982-2015
AFT2821	TIE ROD END		1984-2015
AFB1082	BALL JOINT	LOW R/L	1979-2016
AFB9540	BALL JOINT		1982-2006

AER5683



AER5885



AER5890



AER5890



AER5885



AER5683



AFT1326



AFT2821



AFT1326



AFB1082



AFB9540



AFB1082



AFL1925



Ruitai	Description	Position	Years
AER5683	RACK END	R/L	1991-2015
AER5885	RACK END	R/L	1982-2015
AER5890	RACK END	R/L	1984-1992
AFT1326	TIE ROD END	OUT R/L	1982-2015
AFT2821	TIE ROD END		1984-2015
AFB1082	BALL JOINT	LOW R/L	1979-2016
AFB9540	BALL JOINT		1982-2006
AFL1925	STABILIZER LINK		1991-2015

MITSUBISHI SPACE WAGON 1992

AER5683



AER5890



AER5890



AER5683



AFT1326



AFT2821



AFT1326



AFB1082



AFB9540



AFB1082



AFL1925



Ruitai	Description	Position	Years
AER5683	RACK END	R/L	1991-2015
AER5890	RACK END	R/L	1984-1992
AFT1326	TIE ROD END	OUT R/L	1982-2015
AFT2821	TIE ROD END		1984-2015
AFB1082	BALL JOINT	LOW R/L	1979-2016
AFB9540	BALL JOINT		1982-2006
AFL1925	STABILIZER LINK		1991-2015

AER5683



AER5683



AFT1326



AFT2821



AFT1326



AFB1082



AFB1082



AFL1925



Ruitai	Description	Position	Years
AER5683	RACK END	R/L	1991-2015
AFT1326	TIE ROD END	OUT R/L	1982-2015
AFT2821	TIE ROD END		1984-2015
AFB1082	BALL JOINT	LOW R/L	1979-2016
AFL1925	STABILIZER LINK		1991-2015

AER5683



AER8734



AER8734



AER5683



AFT1326



AFT2821



AFT1326



AEB4276



AFB1082



AFB1082



AEB4276



AFL5197



AFL1924



AFL1925



AFL5198



Ruitai	Description	Position	Years
AER5683	RACK END	R/L	1991-2015
AER8734	RACK END	R/L	1998-2006
AFT1326	TIE ROD END	OUT R/L	1982-2015
AFT2821	TIE ROD END		1984-2015
AEB4276	BALL JOINT	LOW R/L	1988-1993, 1995-2015
AFB1082	BALL JOINT	LOW R/L	1979-2016
AFL5198	STABILIZER LINK	FRONT R	1997-2004
AFL5197	STABILIZER LINK	FRONT L	1997-2004
AFL1924	STABILIZER LINK		1991-2016
AFL1925	STABILIZER LINK		1991-2015

AER8734



AER8734



AFT1326



AFT2821



AFT1326



AEB4276



AEB4276



AFL5197



AFL1924



AFL1925



AFL5198



Ruitai	Description	Position	Years
AER8734	RACK END	R/L	1998-2006
AFT1326	TIE ROD END	OUT R/L	1982-2015
AFT2821	TIE ROD END		1984-2015
AEB4276	BALL JOINT	LOW R/L	1988-1993, 1995-2015
AFL5198	STABILIZER LINK	FRONT R	1997-2004
AFL5197	STABILIZER LINK	FRONT L	1997-2004
AFL1924	STABILIZER LINK		1991-2016
AFL1925	STABILIZER LINK		1991-2015

AFT1326



AFT2821



AFT1326



AEB4276



AEB4276



AFL1924



AFL1925



Ruitai	Description	Position	Years
AFT1326	TIE ROD END	OUT R/L	1982-2015
AFT2821	TIE ROD END		1984-2015
AEB4276	BALL JOINT	LOW R/L	1988-1993, 1995-2015
AFL1924	STABILIZER LINK		1991-2016
AFL1925	STABILIZER LINK		1991-2015

MITSUBISHI SPACE WAGON 4WD 2005 - 2015

all rights reserved
ruitai

AFT1326



AFT2821



AFT1326



AEB4276



AEB4276



AFL1924



AFL1925



Ruitai	Description	Position	Years
AFT1326	TIE ROD END	OUT R/L	1982-2015
AFT2821	TIE ROD END		1984-2015
AEB4276	BALL JOINT	LOW R/L	1988-1993, 1995-2015
AFL1924	STABILIZER LINK		1991-2016
AFL1925	STABILIZER LINK		1991-2015

MITSUBISHI SPACE WAGON 4WD 1985 - 1986

all parts
ruitai

AER5885



AFR1619



AFR1625



AFR1625



AFR1619



AER5885



AFT1326



AFT2821



AFT1326



AFB1082



AFB1082



Ruitai	Description	Position	Years
AER5885	RACK END	R/L	1982-2015
AFR1619	RACK END	R/L	1982-2015
AFR1625	RACK END	R/L	1982-2015
AFT1326	TIE ROD END	OUT R/L	1982-2015
AFT2821	TIE ROD END		1984-2015
AFB1082	BALL JOINT	LOW R/L	1979-2016

MITSUBISHI SPACE WAGON 4WD 1987 - 1988

all parts
ruitai

AER5885



AER5890



AFR1619



AFR1619



AER5890



AER5885



AFR1625



AFR1625



AFT1326



AFT2821



AFT1326



AFB1082



AFB1082



Ruitai	Description	Position	Years
AER5885	RACK END	R/L	1982-2015
AER5890	RACK END	R/L	1984-1992
AFR1619	RACK END	R/L	1982-2015
AFR1625	RACK END	R/L	1982-2015
AFT1326	TIE ROD END	OUT R/L	1982-2015
AFT2821	TIE ROD END		1982-2015
AFB1082	BALL JOINT	LOW R/L	1984-2015
			1979-2016

MITSUBISHI SPACE WAGON 4WD 1989 - 1990

all parts
ruitai

AER5885



AFR1619



AFR1625



AFR1625



AFR1619



AER5885



AFT1326



AFT2821



AFT1326



AFB1082



AFB1082



Ruitai	Description	Position	Years
AER5885	RACK END	R/L	1982-2015
AFR1619	RACK END	R/L	1982-2015
AFR1625	RACK END	R/L	1982-2015
AFT1326	TIE ROD END	OUT R/L	1982-2015
AFT2821	TIE ROD END		1984-2015
AFB1082	BALL JOINT	LOW R/L	1979-2016

AER5683



AER5885



AFR1619



AFR1619



AER5885



AER5683



AFR1625



AFR1625



AFT1326



AFT2821



AFT1326



AFB1082



AFB1082



AFL1924



AFL1925



Ruitai	Description	Position	Years
AER5683	RACK END	R/L	1991-2015
AER5885	RACK END	R/L	1982-2015
AFR1619	RACK END	R/L	1982-2015
AFR1625	RACK END	R/L	1982-2015
AFT1326	TIE ROD END	OUT R/L	1982-2015
AFT2821	TIE ROD END		1984-2015
AFB1082	BALL JOINT	LOW R/L	1979-2016
AFL1924	STABILIZER LINK		1991-2016
AFL1925	STABILIZER LINK		1991-2015

MITSUBISHI SPACE WAGON 4WD 1992 - 1997

all parts
ruitai

AER5683



AER5683



AFT1326



AFT2821



AFT1326



AFB1082



AFB1082



AFL1924



AFL1925



Ruitai	Description	Position	Years
AER5683	RACK END	R/L	1991-2015
AFT1326	TIE ROD END	OUT R/L	1982-2015
AFT2821	TIE ROD END		1984-2015
AFB1082	BALL JOINT	LOW R/L	1979-2016
AFL1924	STABILIZER LINK		1991-2016
AFL1925	STABILIZER LINK		1991-2015

AER5683



AER5683



AFT1326



AFT2821



AFT1326



AFB1082



AFB1082



AFL5197



AFL1924



AFL1925



AFL5198



Ruitai	Description	Position	Years
AER5683	RACK END	R/L	1991-2015
AFT1326	TIE ROD END	OUT R/L	1982-2015
AFT2821	TIE ROD END		1984-2015
AFB1082	BALL JOINT	LOW R/L	1979-2016
AFL5198	STABILIZER LINK	FRONT R	1997-2004
AFL5197	STABILIZER LINK	FRONT L	1997-2004
AFL1924	STABILIZER LINK		1991-2016
AFL1925	STABILIZER LINK		1991-2015

AFT1326



AFT2821



AFT1326



AFL5197



AFL1925



AFL5198



Ruitai	Description	Position	Years
AFT1326	TIE ROD END	OUT R/L	1982-2015
AFT2821	TIE ROD END		1984-2015
AFL5198	STABILIZER LINK	FRONT R	1997-2004
AFL5197	STABILIZER LINK	FRONT L	1997-2004
AFL1925	STABILIZER LINK		1991-2015

MITSUBISHI SPACE WAGON 4WD 2005 - 2015

all rights reserved
ruitai

AFT1326



AFT2821



AFT1326



AFL1925



Ruitai	Description	Position	Years
AFT1326	TIE ROD END	OUT R/L	1982-2015
AFT2821	TIE ROD END		1984-2015
AFL1925	STABILIZER LINK		1991-2015

AFT1326



AFT2821



AFT1326



AFL1925



Ruitai	Description	Position	Years
AFT1326	TIE ROD END	OUT R/L	1982-2015
AFT2821	TIE ROD END		1984-2015
AFL1925	STABILIZER LINK		1991-2015

MITSUBISHI STARION 1982

AFT1321



AFT1323



AET5731



AFT1321



AFB4152



AFB4152



AFL9019



AFL9019



Ruitai	Description	Position	Years
AFT1321	TIE ROD END	OUT R/L	1969-2015
AET5731	TIE ROD END	IN R	1980-1990
AFT1323	TIE ROD END	IN L	1976-2015
AFB4152	BALL JOINT	LOW R/L	1980-1990
AFL9019	STABILIZER LINK	FRONT R/L	1958-1960, 1976-2016

AFT1321



AFT1323



AFT1322



AET5731



AFT1321



AFB4152



AFB4152



AEL6121



AFL9019



AFL1920



AFL9019



AEL6121



Ruitai	Description	Position	Years
AFT1321	TIE ROD END	OUT R/L	1969-2015
AET5731	TIE ROD END	IN R	1980-1990
AFT1322	TIE ROD END	IN R	1976-1989
AFT1323	TIE ROD END	IN L	1976-2015
AFB4152	BALL JOINT	LOW R/L	1980-1990
AEL6121	STABILIZER LINK	R/L	1977-1998, 2000-2011
AFL9019	STABILIZER LINK	FRONT R/L	1958-1960, 1976-2016
AFL1920	STABILIZER LINK		1976-1998

MITSUBISHI STARION 1990

AFT1321



AFT1323



AET5731



AFT1321



AFB4152



AFB4152



AFL9019



AFL9019



Ruitai	Description	Position	Years
AFT1321	TIE ROD END	OUT R/L	1969-2015
AET5731	TIE ROD END	IN R	1980-1990
AFT1323	TIE ROD END	IN L	1976-2015
AFB4152	BALL JOINT	LOW R/L	1980-1990
AFL9019	STABILIZER LINK	FRONT R/L	1958-1960, 1976-2016

AFL6492



AFL6492



Ruitai	Description	Position	Years
AFL6492	STABILIZER LINK	R/L	1982-2015

AFL6492



AFL6492



Ruitai	Description	Position	Years
AFL6492	STABILIZER LINK	R/L	1982-2015

AFI5699



AFP5161



AFL6492



AFP5161



AFL6492



Ruitai	Description	Position	Years
AFI5699	IDLER ARM	LHD	1996-2015
AFP5161	PITMAN ARM	R/L	1996-2007
AFL6492	STABILIZER LINK	R/L	1982-2015

AFA5495



AFI5699



AFP5161



AFL6492



AFA5496



AFP5161



AFL6492



Ruitai	Description	Position	Years
AFA5496	CONTROL ARM	UP R	2001-2007
AFA5495	CONTROL ARM	LOW L	2001-2007
AFI5699	IDLER ARM	LHD	1996-2015
AFP5161	PITMAN ARM	R/L	1996-2007
AFL6492	STABILIZER LINK	R/L	1982-2015

AFA5495



AFA5496



AFI5699



AFP5161



AFP5161



AFL6492



AFL6492



Ruitai	Description	Position	Years
AFA5496	CONTROL ARM	UP R	2001-2007
AFA5495	CONTROL ARM	LOW L	2001-2007
AFI5699	IDLER ARM	LHD	1996-2015
AFP5161	PITMAN ARM	R/L	1996-2007
AFL6492	STABILIZER LINK	R/L	1982-2015

MITSUBISHI STRADA 1991 - 1995

AFT1340



AFT1341



AFT1341



AFT1340



AFB1091



AFB1083



AFB1083



AFB1091



AFP8027



AFP8027



Ruitai	Description	Position	Years
AFT1340	TIE ROD END	OUT R/L	1980-2015
AFT1341	TIE ROD END	IN R/L	1982-2015
AFB1091	BALL JOINT	UP R/L	1986-2015
AFB1083	BALL JOINT	LOW R/L	1980-2015
AFP8027	PITMAN ARM	R/L	1986-2015

AFT1340



AFT1341



AFT1344



AFT1341



AFT1340



AFB1091



AFB1083



AFB1083



AFB1091



AFI1800



AFP8027



AFP1860



AFP8027



Ruitai	Description	Position	Years
AFT1340	TIE ROD END	OUT R/L	1980-2015
AFT1341	TIE ROD END	IN R/L	1982-2015
AFT1344	TIE ROD END		1990-2015
AFB1091	BALL JOINT	UP R/L	1986-2015
AFB1083	BALL JOINT	LOW R/L	1980-2015
AFI1800	IDLER ARM	RHD	1996-2015
AFP8027	PITMAN ARM	R/L	1986-2015
AFP1860	PITMAN ARM	RHD	1996-2015

AFT1340



AFT1341



AFT1341



AFT1340



AFB1091



AFB1083



AFB1083



AFB1091



AFP8027



AFP8027



Ruitai	Description	Position	Years
AFT1340	TIE ROD END	OUT R/L	1980-2015
AFT1341	TIE ROD END	IN R/L	1982-2015
AFB1091	BALL JOINT	UP R/L	1986-2015
AFB1083	BALL JOINT	LOW R/L	1980-2015
AFP8027	PITMAN ARM	R/L	1986-2015

AFT1340



AFT1341



AFT1341



AFT1340



AFB1091



AFB1083



AFB1083



AFB1091



AFP8027



AFP8027



Ruitai	Description	Position	Years
AFT1340	TIE ROD END	OUT R/L	1980-2015
AFT1341	TIE ROD END	IN R/L	1982-2015
AFB1091	BALL JOINT	UP R/L	1986-2015
AFB1083	BALL JOINT	LOW R/L	1980-2015
AFP8027	PITMAN ARM	R/L	1986-2015

MITSUBISHI STRADA 4WD 1996

AFT1332



AFT1341



AFT1341



AFT1332



AFI5699



AFI1801



Ruitai	Description	Position	Years
AFT1332	TIE ROD END	OUT R/L	1990-2015
AFT1341	TIE ROD END	IN R/L	1982-2015
AFI1801	IDLER ARM	RHD	1996-2015
AFI5699	IDLER ARM	LHD	1996-2015

AFT1332



AFT1341



AFT1341



AFT1332



AFI5699



AFI1801



AFP5161



AFP5161



Ruitai	Description	Position	Years
AFT1332	TIE ROD END	OUT R/L	1990-2015
AFT1341	TIE ROD END	IN R/L	1982-2015
AFI1801	IDLER ARM	RHD	1996-2015
AFI5699	IDLER ARM	LHD	1996-2015
AFP5161	PITMAN ARM	R/L	1996-2007

mitsubishi strada 4wd 1999

AFI5699



AFP5161



AFI1801



AFP5161



Ruitai	Description	Position	Years
AFI1801	IDLER ARM	RHD	1996-2015
AFI5699	IDLER ARM	LHD	1996-2015
AFP5161	PITMAN ARM	R/L	1996-2007

mitsubishi TREDIA 1999

AFI5699



AFP5161



AFI1801



AFP5161



Ruitai	Description	Position	Years
AFI1801	IDLER ARM	RHD	1996-2015
AFI5699	IDLER ARM	LHD	1996-2015
AFP5161	PITMAN ARM	R/L	1996-2007

mitsubishi TREDIA 1982 - 1987

AFR1619



AFR1625



AFR1625



AFR1619



AFT1326



AFT1326



AFB1082



AFB9540



AFB1082



Ruitai	Description	Position	Years
AFR1619	RACK END	R/L	1982-2015
AFR1625	RACK END	R/L	1982-2015
AFT1326	TIE ROD END	OUT R/L	1982-2015
AFB1082	BALL JOINT	LOW R/L	1979-2016
AFB9540	BALL JOINT		1982-2006

MITSUBISHI TREDIA 1988

AFB1082



AFB9540



AFB1082



Ruitai	Description	Position	Years
AFB1082	BALL JOINT	LOW R/L	1979-2016
AFB9540	BALL JOINT		1982-2006

MITSUBISHI TRITON 1988

AFB1082



AFB9540



AFB1082



Ruitai	Description	Position	Years
AFB1082	BALL JOINT	LOW R/L	1979-2016
AFB9540	BALL JOINT		1982-2006

AFR6508



AFR6508



AFT4490



AFT6104



AEA7815



AFA7094



AFA7093



AEA7816



AFB4472



AFB4472



AFL5031



AFL5032



Ruitai	Description	Position	Years
AFR6508	RACK END	R/L	2005-2016
AFT6104	TIE ROD END	OUT R	1999-2016
AFT4490	TIE ROD END	OUT L	1999-2016
AEA7816	CONTROL ARM	UP R	2005-2016
AEA7815	CONTROL ARM	UP L	2005-2016
AFA7093	CONTROL ARM	LOW R	2005-2016
AFA7094	CONTROL ARM	LOW L	2005-2016
AFB4472	BALL JOINT	LOW R/L	1999-2016
AFL5032	STABILIZER LINK	FRONT R	2005-2015
AFL5031	STABILIZER LINK	FRONT L	2005-2015

AFR6508



AFR6508



AFT4490



AFT6104



AEA7815



AFA7094



AFA7093



AEA7816



AFB4475



AFB4472



AFB4472



AFB4475



AFL5031



AFL5032



Ruitai	Description	Position	Years
AFR6508	RACK END	R/L	2005-2016
AFT6104	TIE ROD END	OUT R	1999-2016
AFT4490	TIE ROD END	OUT L	1999-2016
AEA7815	CONTROL ARM	UP R	2005-2016
AEA7816	CONTROL ARM	UP L	2005-2016
AFA7093	CONTROL ARM	LOW R	2005-2016
AFA7094	CONTROL ARM	LOW L	2005-2016
AFB4475	BALL JOINT	UP R/L	1999-2016
AFB4472	BALL JOINT	LOW R/L	1999-2016
AFL5032	STABILIZER LINK	FRONT R	2005-2015
AFL5031	STABILIZER LINK	FRONT L	2005-2015



Ruitai	Description	Position	Years
AFR5011	RACK END	R/L	2004-2016
AFR6508	RACK END	R/L	2005-2016
AFT6104	TIE ROD END	OUT R	1999-2016
AFT4490	TIE ROD END	OUT L	1999-2016
AEA7816	CONTROL ARM	UP R	2005-2016
AEA7815	CONTROL ARM	UP L	2005-2016
AFA7093	CONTROL ARM	LOW R	2005-2016
AFA7094	CONTROL ARM	LOW L	2005-2016
AFB4475	BALL JOINT	UP R/L	1999-2016
AFB4472	BALL JOINT	LOW R/L	1999-2016
AFL5032	STABILIZER LINK	FRONT R	2005-2015
AFL5031	STABILIZER LINK	FRONT L	2005-2015



Ruitai	Description	Position	Years
AFR5011	RACK END	R/L	2004-2016
AFR6508	RACK END	R/L	2005-2016
AFT6104	TIE ROD END	OUT R	1999-2016
AFT4490	TIE ROD END	OUT L	1999-2016
AEA7816	CONTROL ARM	UP R	2005-2016
AEA7815	CONTROL ARM	UP L	2005-2016
AFA7093	CONTROL ARM	LOW R	2005-2016
AFA7094	CONTROL ARM	LOW L	2005-2016
AFB4475	BALL JOINT	UP R/L	1999-2016
AFB4472	BALL JOINT	LOW R/L	1999-2016



Ruitai	Description	Position	Years
AFR5011	RACK END	R/L	2004-2016
AFR6508	RACK END	R/L	2005-2016
AFT6104	TIE ROD END	OUT R	1999-2016
AFT4490	TIE ROD END	OUT L	1999-2016
AEA7816	CONTROL ARM	UP R	2005-2016
AEA7815	CONTROL ARM	UP L	2005-2016
AFA7093	CONTROL ARM	LOW R	2005-2016
AFA7094	CONTROL ARM	LOW L	2005-2016
AFB4475	BALL JOINT	UP R/L	1999-2016
AFB4472	BALL JOINT	LOW R/L	1999-2016

AFR5011



AFR5011



AFT4490



AFT6104



AFA7094



AFA7093



AFB4475



AFB4472



AFB4472



AFB4475



AFL5031



AFL5032



Ruitai	Description	Position	Years
AFR5011	RACK END	R/L	2004-2016
AFT6104	TIE ROD END	OUT R	1999-2016
AFT4490	TIE ROD END	OUT L	1999-2016
AFA7093	CONTROL ARM	LOW R	2005-2016
AFA7094	CONTROL ARM	LOW L	2005-2016
AFB4475	BALL JOINT	UP R/L	1999-2016
AFB4472	BALL JOINT	LOW R/L	1999-2016
AFL5032	STABILIZER LINK	FRONT R	2005-2015
AFL5031	STABILIZER LINK	FRONT L	2005-2015

AFR5011



AFR5011



AFT4490



AFT6104



AFA7094



AFA7093



AFB4475



AFB4472



AFB4472



AFB4475



AFL5031



AFL5032



Ruitai	Description	Position	Years
AFR5011	RACK END	R/L	2004-2016
AFT6104	TIE ROD END	OUT R	1999-2016
AFT4490	TIE ROD END	OUT L	1999-2016
AFA7093	CONTROL ARM	LOW R	2005-2016
AFA7094	CONTROL ARM	LOW L	2005-2016
AFB4475	BALL JOINT	UP R/L	1999-2016
AFB4472	BALL JOINT	LOW R/L	1999-2016
AFL5032	STABILIZER LINK	FRONT R	2005-2015
AFL5031	STABILIZER LINK	FRONT L	2005-2015

AFT1321



AFT1323



AFT1351



AFT1329



AFT1321



AFA5499



AFA5483



AFA5484



AFA5500



AFB1091



AFB1074



AFB1074



AFB1091



AFI1798



AFI1798



AFP1859



AFP1859



AFL6492



AFL6492



Ruitai	Description	Position	Years
AFT1321	TIE ROD END	OUT R/L	1969-2015
AFT1329	TIE ROD END	IN R	1978-2015
AFT1323	TIE ROD END	IN L	1976-2015
AFT1351	TIE ROD END		1986-1996
AFA5500	CONTROL ARM	UP R	1986-1996
AFA5499	CONTROL ARM	UP L	1986-1996
AFA5484	CONTROL ARM	LOW R	1986-1996
AFA5483	CONTROL ARM	LOW L	1986-1996
AFB1091	BALL JOINT	UP R/L	1986-2015
AFB1074	BALL JOINT	LOW R/L	1980-2015
AFI1798	IDLER ARM	R/L	1980-2015
AFP1859	PITMAN ARM	R/L	1980-2015
AFL6492	STABILIZER LINK	R/L	1982-2015

AFT1321



AFT1323



AFT1344



AFT1351



AFT1329



AFT1321



AFA5499



AFA5483



AFA5484



AFA5500



AFB1091



AFB1074



AFB1093



AFB1074



AFB1091



AFI1798



AFI1808



AFI1800



AFI1798



AFP1859



AFP1860



AFP1859



AFL6492



AFL6492



Ruitai	Description	Position	Years
AFT1321	TIE ROD END	OUT R/L	1969-2015
AFT1329	TIE ROD END	IN R	1978-2015
AFT1323	TIE ROD END	IN L	1976-2015
AFT1344	TIE ROD END		1990-2015
AFT1351	TIE ROD END		1986-1996
AFA5500	CONTROL ARM	UP R	1986-1996
AFA5499	CONTROL ARM	UP L	1986-1996
AFA5484	CONTROL ARM	LOW R	1986-1996
AFA5483	CONTROL ARM	LOW L	1986-1996
AFB1091	BALL JOINT	UP R/L	1986-2015
AFB1074	BALL JOINT	LOW R/L	1980-2015
AFB1093	BALL JOINT		1996-2015
AFI1798	IDLER ARM	R/L	1980-2015
AFI1800	IDLER ARM	RHD	1996-2015
AFI1808	IDLER ARM		1996-2015
AFP1859	PITMAN ARM	R/L	1980-2015
AFP1860	PITMAN ARM	RHD	1996-2015
AFL6492	STABILIZER LINK	R/L	1982-2015

AFT1344



AFB1093



AFI1798



AFP1859



AFI1808



AFI1800



AFP1860



AFI1798



AFP1859



AFL6492



AFL6492



Ruitai	Description	Position	Years
AFT1344	TIE ROD END		1990-2015
AFB1093	BALL JOINT		1996-2015
AFI1798	IDLER ARM	R/L	1980-2015
AFI1800	IDLER ARM	RHD	1996-2015
AFI1808	IDLER ARM		1996-2015
AFP1859	PITMAN ARM	R/L	1980-2015
AFP1860	PITMAN ARM	RHD	1996-2015
AFL6492	STABILIZER LINK	R/L	1982-2015

AFT1344



AFB1093



AFI1798



AFI1808



AFI1800



AFI1798



AFP1859



AFP1860



AFP1859



AFL6492



AFL5031



AFL5032



AFL6492



Ruitai	Description	Position	Years
AFT1344	TIE ROD END		1990-2015
AFB1093	BALL JOINT		1996-2015
AFI1798	IDLER ARM	R/L	1980-2015
AFI1800	IDLER ARM	RHD	1996-2015
AFI1808	IDLER ARM		1996-2015
AFP1859	PITMAN ARM	R/L	1980-2015
AFP1860	PITMAN ARM	RHD	1996-2015
AFL6492	STABILIZER LINK	R/L	1982-2015
AFL5032	STABILIZER LINK	FRONT R	2005-2015
AFL5031	STABILIZER LINK	FRONT L	2005-2015

AFR5011



AFR5011



AFT1344



AFB1093



AFI1798



AFI1808



AFI1800



AFI1798



AFP1859



AFP1860



AFP1859



AFL6492



AFL5031



AFL5032



AFL6492



Ruitai	Description	Position	Years
AFR5011	RACK END	R/L	2004-2016
AFT1344	TIE ROD END		1990-2015
AFB1093	BALL JOINT		1996-2015
AFI1798	IDLER ARM	R/L	1980-2015
AFI1800	IDLER ARM	RHD	1996-2015
AFI1808	IDLER ARM		1996-2015
AFP1859	PITMAN ARM	R/L	1980-2015
AFP1860	PITMAN ARM	RHD	1996-2015
AFL6492	STABILIZER LINK	R/L	1982-2015
AFL5032	STABILIZER LINK	FRONT R	2005-2015
AFL5031	STABILIZER LINK	FRONT L	2005-2015

AFR5011



AFR5011



AFT1344



AFB1093



AFI1798



AFI1808



AFI1800



AFI1798



AFP1859



AFP1860



AFP1859



AFL5031



AFL5032



Ruitai	Description	Position	Years
AFR5011	RACK END	R/L	2004-2016
AFT1344	TIE ROD END		1990-2015
AFB1093	BALL JOINT		1996-2015
AFI1798	IDLER ARM	R/L	1980-2015
AFI1800	IDLER ARM	RHD	1996-2015
AFI1808	IDLER ARM		1996-2015
AFP1859	PITMAN ARM	R/L	1980-2015
AFP1860	PITMAN ARM	RHD	1996-2015
AFL5032	STABILIZER LINK	FRONT R	2005-2015
AFL5031	STABILIZER LINK	FRONT L	2005-2015

AFR5011



AFR5011



Ruitai	Description	Position	Years
AFR5011	RACK END	R/L	2004-2016

AFR5011



AFR5011



Ruitai	Description	Position	Years
AFR5011	RACK END	R/L	2004-2016

AFT1340



AFT1341



AFT1341



AFT1340



AFA5483



AFA5484



AFB1083



AFB1083



AFI1805




Ruitai	Description	Position	Years
AFT1340	TIE ROD END	OUT R/L	1980-2015
AFT1341	TIE ROD END	IN R/L	1982-2015
AFA5484	CONTROL ARM	LOW R	1986-1996
AFA5483	CONTROL ARM	LOW L	1986-1996
AFB1083	BALL JOINT	LOW R/L	1980-2015
AFI1805	IDLER ARM	LHD	1980-2015

MITSUBISHI TRITON PICKUP 4WD 1987 - 1991



Ruitai	Description	Position	Years
AFT1340	TIE ROD END	OUT R/L	1980-2015
AFT1341	TIE ROD END	IN R/L	1982-2015
AFA5484	CONTROL ARM	LOW R	1986-1996
AFA5483	CONTROL ARM	LOW L	1986-1996
AEA6292	CONTROL ARM		1987-1996
AEA6293	CONTROL ARM		1987-1996
AFB1091	BALL JOINT	UP R/L	1986-2015
AFB1083	BALL JOINT	LOW R/L	1980-2015
AFI1805	IDLER ARM	LHD	1980-2015
AFP1862	PITMAN ARM	R/L	1980-2015
AFL6492	STABILIZER LINK	R/L	1982-2015

MITSUBISHI TRITON PICKUP 4WD 1992 - 1993



Ruitai	Description	Position	Years
AFT1340	TIE ROD END	OUT R/L	1980-2015
AFT1341	TIE ROD END	IN R/L	1982-2015
AFT1351	TIE ROD END		1986-1996
AFA5484	CONTROL ARM	LOW R	1986-1996
AFA5483	CONTROL ARM	LOW L	1986-1996
AEA6292	CONTROL ARM		1987-1996
AEA6293	CONTROL ARM		1987-1996
AFB1091	BALL JOINT	UP R/L	1986-2015
AFB1083	BALL JOINT	LOW R/L	1980-2015
AFI1805	IDLER ARM	LHD	1980-2015
AFP1862	PITMAN ARM	R/L	1980-2015
AFL6492	STABILIZER LINK	R/L	1982-2015

MITSUBISHI TRITON PICKUP 4WD 1994 - 1995



Ruitai	Description	Position	Years
AFT1340	TIE ROD END	OUT R/L	1980-2015
AFT1341	TIE ROD END	IN R/L	1982-2015
AFT1351	TIE ROD END		1986-1996
AFA5484	CONTROL ARM	LOW R	1986-1996
AFA5483	CONTROL ARM	LOW L	1986-1996
AEA6292	CONTROL ARM		1987-1996
AEA6293	CONTROL ARM		1987-1996
AFB1091	BALL JOINT	UP R/L	1986-2015
AFB1083	BALL JOINT	LOW R/L	1980-2015
AFP1862	PITMAN ARM	R/L	1980-2015
AFL6492	STABILIZER LINK	R/L	1982-2015

AFT1332



AFT1340



AFT1341



AFT1341



AFT1340



AFT1332



AFT1351



AFA5483



AEA6292



AEA6293



AFA5484



AFB1075



AFB1091



AFB1083



AFB1083



AFB1091



AFB1075



AFB1077



AFB1076



AFI1798



AFI5699



AFI1801



AFI1798



AFP1862



AFP5161



AFP5161



AFP1862



AFL6492



AFL6492



Ruitai	Description	Position	Years
AFT1332	TIE ROD END	OUT R/L	1990-2015
AFT1340	TIE ROD END	OUT R/L	1980-2015
AFT1341	TIE ROD END	IN R/L	1982-2015
AFT1351	TIE ROD END		1986-1996
AFA5484	CONTROL ARM	LOW R	1986-1996
AFA5483	CONTROL ARM	LOW L	1986-1996
AEA6292	CONTROL ARM		1987-1996
AEA6293	CONTROL ARM		1987-1996
AFB1075	BALL JOINT	UP R/L	1990-2015
AFB1091	BALL JOINT	UP R/L	1986-2015
AFB1083	BALL JOINT	LOW R/L	1980-2015
AFB1076	BALL JOINT	LOW R	1990-2015
AFB1077	BALL JOINT	LOW L	1990-2015
AFI1798	IDLER ARM	R/L	1980-2015
AFI1801	IDLER ARM	RHD	1996-2015
AFI5699	IDLER ARM	LHD	1996-2015
AFP1862	PITMAN ARM	R/L	1980-2015
AFP5161	PITMAN ARM	R/L	1996-2007
AFL6492	STABILIZER LINK	R/L	1982-2015

MITSUBISHI TRITON PICKUP 4WD 1997 - 2000

AFT1332



AFT1332



AFB1075



AFB1077



AFB1076



AFB1075



AFI1798



AFI5699



AFI1801



AFI1798



AFP5161



AFP5161



AFL6492




AFL6492




Ruitai	Description	Position	Years
AFT1332	TIE ROD END	OUT R/L	1990-2015
AFB1075	BALL JOINT	UP R/L	1990-2015
AFB1076	BALL JOINT	LOW R	1990-2015
AFB1077	BALL JOINT	LOW L	1990-2015
AFI1798	IDLER ARM	R/L	1980-2015
AFI1801	IDLER ARM	RHD	1996-2015
AFI5699	IDLER ARM	LHD	1996-2015
AFP5161	PITMAN ARM	R/L	1996-2007
AFL6492	STABILIZER LINK	R/L	1982-2015

MITSUBISHI TRITON PICKUP 4WD 2001 - 2004



Ruitai	Description	Position	Years
AFT1332	TIE ROD END	OUT R/L	1990-2015
AFA5496	CONTROL ARM	UP R	2001-2007
AFA5495	CONTROL ARM	LOW L	2001-2007
AFA3541	CONTROL ARM		1990-2015
AFA3542	CONTROL ARM		1990-2015
AFB1075	BALL JOINT	UP R/L	1990-2015
AFB1076	BALL JOINT	LOW R	1990-2015
AFB1077	BALL JOINT	LOW L	1990-2015
AFI1798	IDLER ARM	R/L	1980-2015
AFI1801	IDLER ARM	RHD	1996-2015
AFI5699	IDLER ARM	LHD	1996-2015
AFP5161	PITMAN ARM	R/L	1996-2007
AFL6492	STABILIZER LINK	R/L	1982-2015

MITSUBISHI TRITON PICKUP 4WD 2005 - 2007



Ruitai	Description	Position	Years
AFR5011	RACK END	R/L	2004-2016
AFT1332	TIE ROD END	OUT R/L	1990-2015
AFA5496	CONTROL ARM	UP R	2001-2007
AFA5495	CONTROL ARM	LOW L	2001-2007
AFA3541	CONTROL ARM		1990-2015
AFA3542	CONTROL ARM		1990-2015
AFB1075	BALL JOINT	UP R/L	1990-2015
AFB1076	BALL JOINT	LOW R	1990-2015
AFB1077	BALL JOINT	LOW L	1990-2015
AFI1798	IDLER ARM	R/L	1980-2015
AFI1801	IDLER ARM	RHD	1996-2015
AFI5699	IDLER ARM	LHD	1996-2015
AFP5161	PITMAN ARM	R/L	1996-2007
AFL6492	STABILIZER LINK	R/L	1982-2015
AFL5032	STABILIZER LINK	FRONT R	2005-2015
AFL5031	STABILIZER LINK	FRONT L	2005-2015

MITSUBISHI TRITON PICKUP 4WD 2008 - 2015



Ruitai	Description	Position	Years
AFR5011	RACK END	R/L	2004-2016
AFT1332	TIE ROD END	OUT R/L	1990-2015
AFA3541	CONTROL ARM		1990-2015
AFA3542	CONTROL ARM		1990-2015
AFB1075	BALL JOINT	UP R/L	1990-2015
AFB1076	BALL JOINT	LOW R	1990-2015
AFB1077	BALL JOINT	LOW L	1990-2015
AFI1798	IDLER ARM	R/L	1980-2015
AFI1801	IDLER ARM	RHD	1996-2015
AFL5032	STABILIZER LINK	FRONT R	2005-2015
AFL5031	STABILIZER LINK	FRONT L	2005-2015

AFR5011



AFR5011



AFT1332



AFT1332



AFA3541



AFA3542



AFB1075



AFB1077



AFB1076



AFB1075



AFI1798



AFI1801



AFI1798



AFL5031



AFL5032



Ruitai	Description	Position	Years
AFR5011	RACK END	R/L	2004-2016
AFT1332	TIE ROD END	OUT R/L	1990-2015
AFA3541	CONTROL ARM		1990-2015
AFA3542	CONTROL ARM		1990-2015
AFB1075	BALL JOINT	UP R/L	1990-2015
AFB1076	BALL JOINT	LOW R	1990-2015
AFB1077	BALL JOINT	LOW L	1990-2015
AFI1798	IDLER ARM	R/L	1980-2015
AFI1801	IDLER ARM	RHD	1996-2015
AFL5032	STABILIZER LINK	FRONT R	2005-2015
AFL5031	STABILIZER LINK	FRONT L	2005-2015

AFR1619



AFR1619



AFT1327



AFT1327



AFB1085



AFB1085



AEL6725



AEL6725



Ruitai	Description	Position	Years
AFR1619	RACK END	R/L	1982-2015
AFT1327	TIE ROD END	OUT R/L	1986-2015
AFB1085	BALL JOINT	UP R/L	1986-2015
AEL6725	STABILIZER LINK	R/L	1954-2016

AFR1619



AFR1619



AFT1327



AFT1327



AFB1085



AFB1085



AEL6725



AEL6725



Ruitai	Description	Position	Years
AFR1619	RACK END	R/L	1982-2015
AFT1327	TIE ROD END	OUT R/L	1986-2015
AFB1085	BALL JOINT	UP R/L	1986-2015
AEL6725	STABILIZER LINK	R/L	1954-2016

AFT1339



AFT1339



Ruitai	Description	Position	Years
AFT1339	TIE ROD END	OUT R/L	1983-2016